Mode	10	
	Band Edge - L	
	2400-2483.5_802.11n HT40_CH03_2422MHz	
ANT	1+2 (CDD)	
Pol.	Vertical	Fundamental
Peak	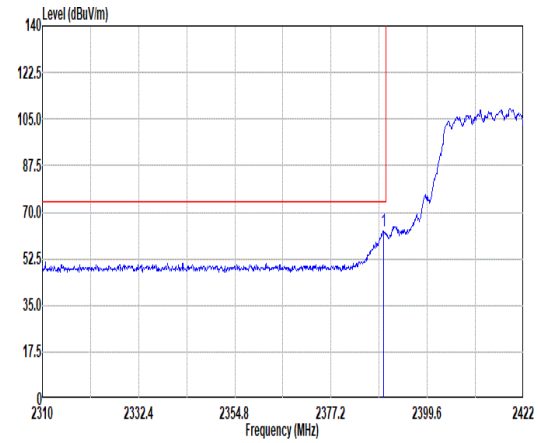 Site : 03CH22-HY Condition: PEAK_BE_74 3m DRH18-E_LE2C04A18EN VERTICAL : RBW:1000.000kHz VBW:3000.000kHz SWT:Auto Freq Level Limit Line Margin Read Level Ant Factor Cable Loss Preamp Factor Aux Factor APos TPos Remark MHz dBuV/m dBuV/m dB dBuV dB/m dB dB dB cm deg 1 2389.41 62.86 74.00 -11.14 49.75 26.91 8.52 32.35 10.03 100 19 PEAK	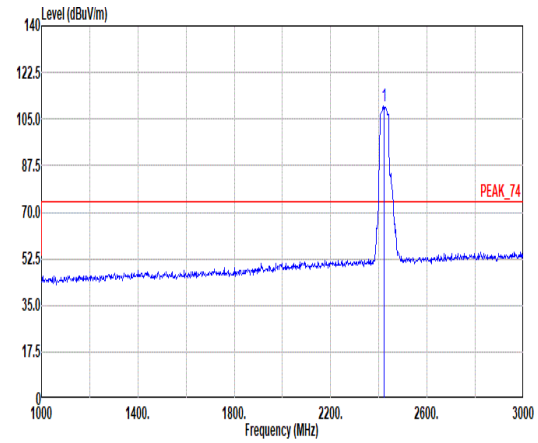 Site : 03CH22-HY Condition: PEAK_74 3m DRH18-E_LE2C04A18EN VERTICAL : RBW:1000.000kHz VBW:3000.000kHz SWT:Auto Freq Level Limit Line Margin Read Level Ant Factor Cable Loss Preamp Factor Aux Factor APos TPos Remark MHz dBuV/m dBuV/m dB dBuV dB/m dB dB dB cm deg 1 2422.00 109.85 ------ ------ 96.70 26.92 8.57 32.37 10.03 100 19 PEAK
Avg.	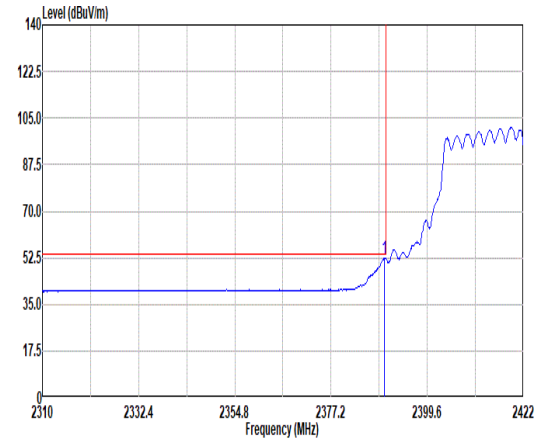 Site : 03CH22-HY Condition: AVG_BE_54 3m DRH18-E_LE2C04A18EN VERTICAL : RBW:1000.000kHz VBW:1.000kHz SWT:Auto Freq Level Limit Line Margin Read Level Ant Factor Cable Loss Preamp Factor Aux Factor APos TPos Remark MHz dBuV/m dBuV/m dB dBuV dB/m dB dB dB cm deg 1 2389.63 52.39 54.00 -1.61 39.29 26.90 8.52 32.35 10.03 100 19 AVERAGE	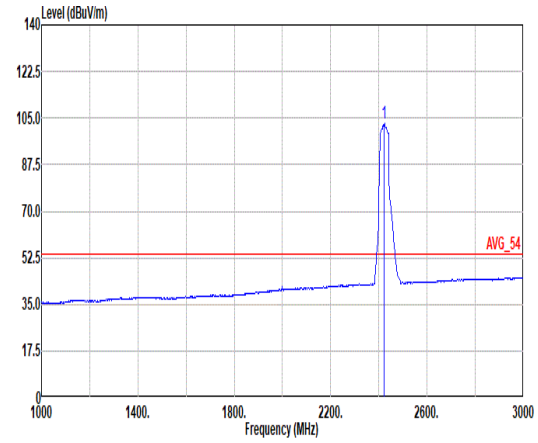 Site : 03CH22-HY Condition: AVG_54 3m DRH18-E_LE2C04A18EN VERTICAL : RBW:1000.000kHz VBW:1.000kHz SWT:Auto Freq Level Limit Line Margin Read Level Ant Factor Cable Loss Preamp Factor Aux Factor APos TPos Remark MHz dBuV/m dBuV/m dB dBuV dB/m dB dB dB cm deg 1 2422.00 102.90 ------ ------ 89.80 26.86 8.58 32.37 10.03 100 19 AVERAGE

Mode	10	
	Band Edge - R	
	2400-2483.5_802.11n HT40_CH03_2422MHz	
ANT	1+2 (CDD)	
Pol.	Vertical	Fundamental
Peak	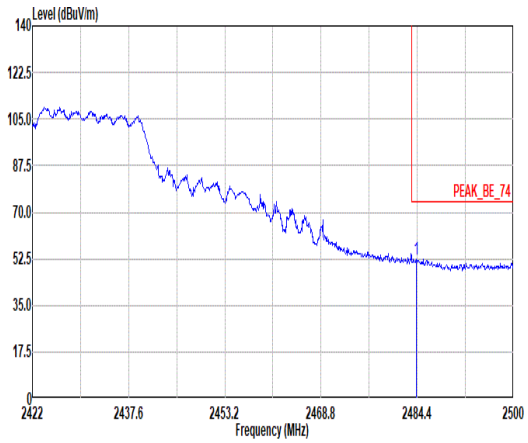 Site : 03CH22-HY Condition: PEAK_BE_74 3m DRH18-E_LE2C04A18EN VERTICAL : RBW:1000.000kHz VBW:3000.000kHz SWT:Auto Limit Read Ant Cable Preamp Aux APos TPos Freq Level Line Margin Level Factor Loss Factor Factor Remark MHz dBuV/m dBuV/m dB dBuV dB/m dB dB dB cm deg 1 2484.24 52.21 74.00 -21.79 39.00 26.90 8.69 32.41 10.03 100 19 PEAK	Blank
Avg.	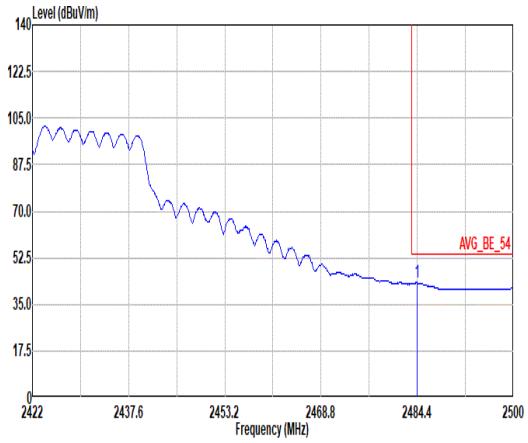 Site : 03CH22-HY Condition: AVG_BE_54 3m DRH18-E_LE2C04A18EN VERTICAL : RBW:1000.000kHz VBW:1.000kHz SWT:Auto Limit Read Ant Cable Preamp Aux APos TPos Freq Level Line Margin Level Factor Loss Factor Factor Remark MHz dBuV/m dBuV/m dB dBuV dB/m dB dB dB cm deg 1 2484.32 43.16 54.00 -10.84 29.95 26.90 8.69 32.41 10.03 100 19 AVERAGE	Blank

Mode	10	
	Harmonic	
	2400-2483.5_802.11n HT40_CH03_2422MHz	
ANT	1+2 (CDD)	
Pol.	Horizontal	Vertical
Peak Avg.	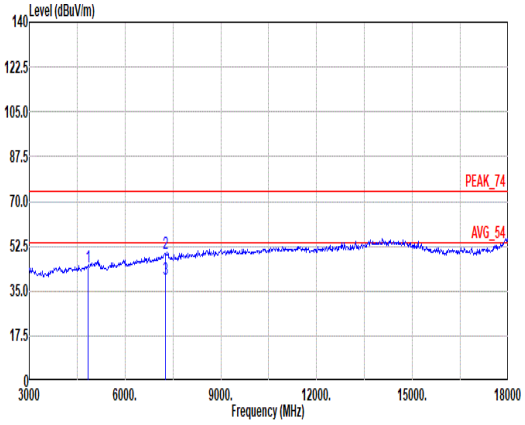 Site : 03CH22-HY Condition: PEAK_74 3m 9120D_1212_240321 HORIZONTAL Freq Level Limit Line Margin Read Level Ant Factor Cable Loss Preamp Factor Aux Factor APos TPos Remark MHz dBuV/m dBuV/m dB dBuV dB/m dB dB dB cm deg 1 4844.00 44.42 74.00 -29.58 32.50 32.36 12.34 33.49 0.71 -- -- Peak 2 7266.00 49.69 74.00 -24.31 32.48 37.07 15.31 35.81 0.64 -- -- Peak 3 7266.00 39.72 54.00 -14.28 22.51 37.07 15.31 35.81 0.64 -- -- Average	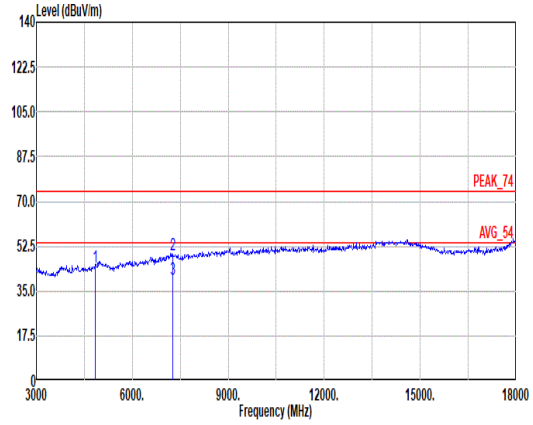 Site : 03CH22-HY Condition: PEAK_74 3m 9120D_1212_240321 VERTICAL Freq Level Limit Line Margin Read Level Ant Factor Cable Loss Preamp Factor Aux Factor APos TPos Remark MHz dBuV/m dBuV/m dB dBuV dB/m dB dB dB cm deg 1 4844.00 44.57 74.00 -29.43 32.65 32.36 12.34 33.49 0.71 -- -- Peak 2 7266.00 48.91 74.00 -25.09 31.70 37.07 15.31 35.81 0.64 -- -- Peak 3 7266.00 39.69 54.00 -14.31 22.48 37.07 15.31 35.81 0.64 -- -- Average

Mode	10	
	Harmonic	
	2400-2483.5_802.11n HT40_CH03_2422MHz	
ANT	1+2 (CDD)	
Pol.	Horizontal	Vertical
10.6G ~18G Avg.	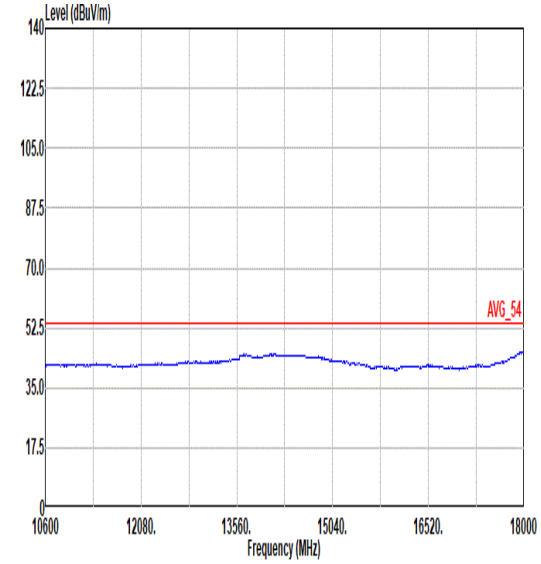 Site : 03CH22-HY Condition: AVG_54 3m 9120D_1212_240321 HORIZONTAL	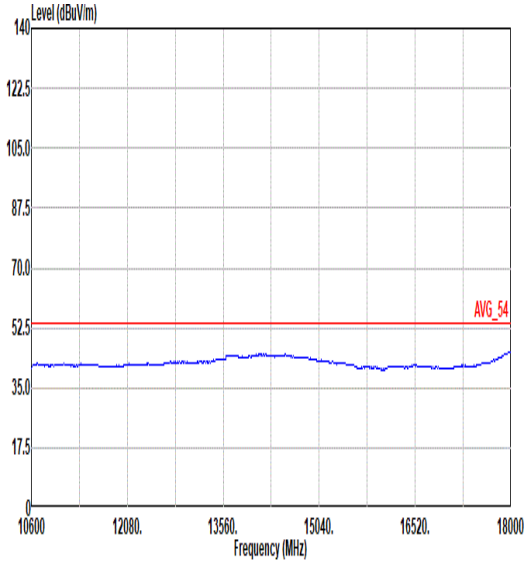 Site : 03CH22-HY Condition: AVG_54 3m 9120D_1212_240321 VERTICAL

Mode	11	
	Band Edge - L	
	2400-2483.5_802.11n HT40_CH06_2437MHz	
ANT	1+2 (CDD)	
Pol.	Horizontal	Fundamental
Peak	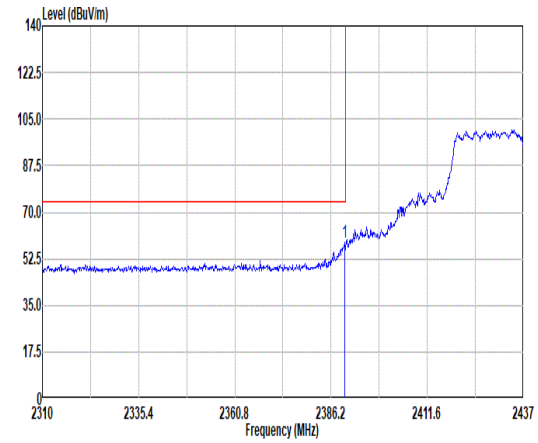 Site : 03CH22-HY Condition: PEAK_BE_74 3m 9120D_1212_240321 HORIZONTAL : RBW:1000.000kHz VBW:3000.000kHz SWT:Auto Freq Level Limit Line Margin Read Level Ant Factor Cable Loss Preamp Factor Aux Factor APos TPos Remark MHz dBuV/m dBuV/m dB dBuV dB/m dB dB dB cm deg 1 2389.76 58.76 74.00 -15.24 45.16 27.40 8.52 32.35 10.03 100 21 PEAK	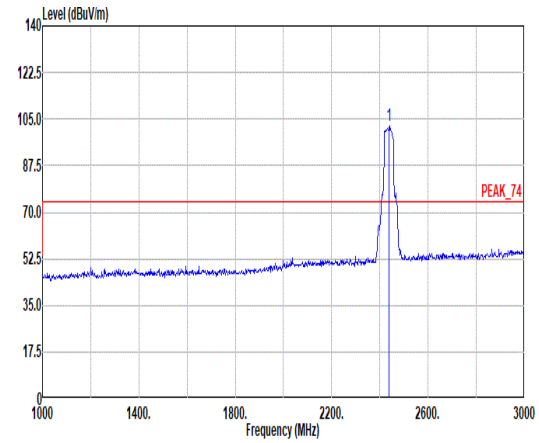 Site : 03CH22-HY Condition: PEAK_74 3m 9120D_1212_240321 HORIZONTAL : RBW:1000.000kHz VBW:3000.000kHz SWT:Auto Freq Level Limit Line Margin Read Level Ant Factor Cable Loss Preamp Factor Aux Factor APos TPos Remark MHz dBuV/m dBuV/m dB dBuV dB/m dB dB dB cm deg 1 2437.00 102.36 ------ ------ 88.50 27.60 8.61 32.38 10.03 100 21 PEAK
Avg.	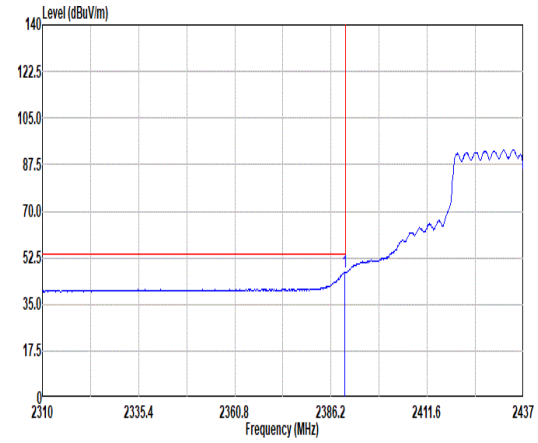 Site : 03CH22-HY Condition: AVG_BE_54 3m 9120D_1212_240321 HORIZONTAL : RBW:1000.000kHz VBW:1.000kHz SWT:Auto Freq Level Limit Line Margin Read Level Ant Factor Cable Loss Preamp Factor Aux Factor APos TPos Remark MHz dBuV/m dBuV/m dB dBuV dB/m dB dB dB cm deg 1 2389.88 47.24 54.00 -6.76 33.64 27.40 8.52 32.35 10.03 100 21 AVERAGE	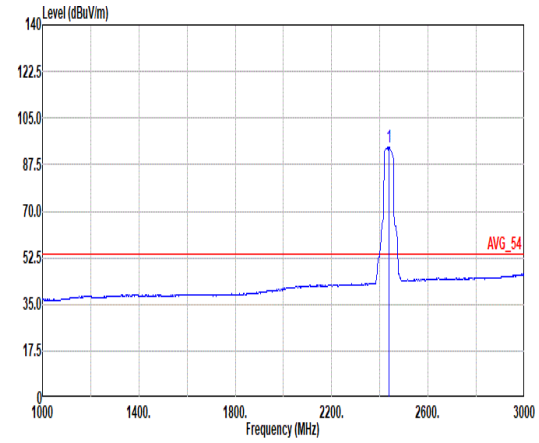 Site : 03CH22-HY Condition: AVG_54 3m 9120D_1212_240321 HORIZONTAL : RBW:1000.000kHz VBW:1.000kHz SWT:Auto Freq Level Limit Line Margin Read Level Ant Factor Cable Loss Preamp Factor Aux Factor APos TPos Remark MHz dBuV/m dBuV/m dB dBuV dB/m dB dB dB cm deg 1 2437.00 94.09 ------ ------ 80.24 27.60 8.60 32.38 10.03 100 21 AVERAGE

Mode	11	
	Band Edge - R	
	2400-2483.5_802.11n HT40_CH06_2437MHz	
ANT	1+2 (CDD)	
Pol.	Horizontal	Fundamental
Peak	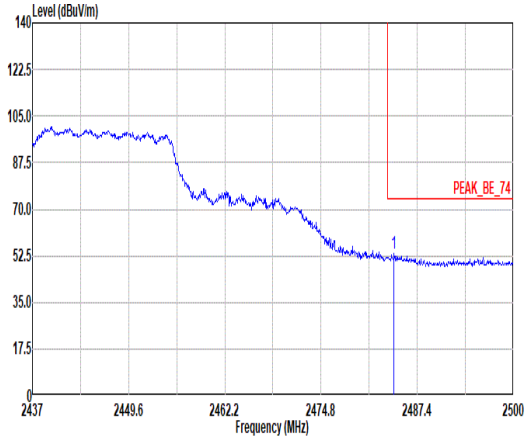 Site : 03CH22-HY Condition: PEAK_BE_74 3m 9120D_1212_240321 HORIZONTAL : RBW:1000.000kHz VBW:3000.000kHz SWT:Auto Freq Level Limit Line Margin Read Level Ant Factor Cable Loss Preamp Factor Aux Factor APos TPos Remark MHz dBuV/m dBuV/m dB dBuV dB/m dB dB dB cm deg 1 2484.38 53.27 74.00 -20.73 39.22 27.74 8.69 32.41 10.03 100 21 PEAK	Blank
Avg.	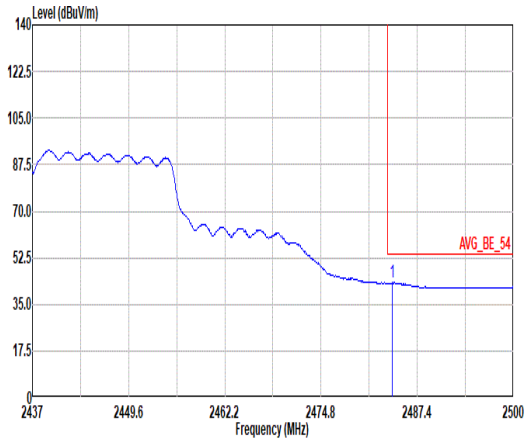 Site : 03CH22-HY Condition: AVG_BE_54 3m 9120D_1212_240321 HORIZONTAL : RBW:1000.000kHz VBW:1.000kHz SWT:Auto Freq Level Limit Line Margin Read Level Ant Factor Cable Loss Preamp Factor Aux Factor APos TPos Remark MHz dBuV/m dBuV/m dB dBuV dB/m dB dB dB cm deg 1 2484.12 43.12 54.00 -10.88 29.07 27.74 8.69 32.41 10.03 100 21 AVERAGE	Blank

Mode	11	
	Band Edge - L	
	2400-2483.5_802.11n HT40_CH06_2437MHz	
ANT	1+2 (CDD)	
Pol.	Vertical	Fundamental
Peak	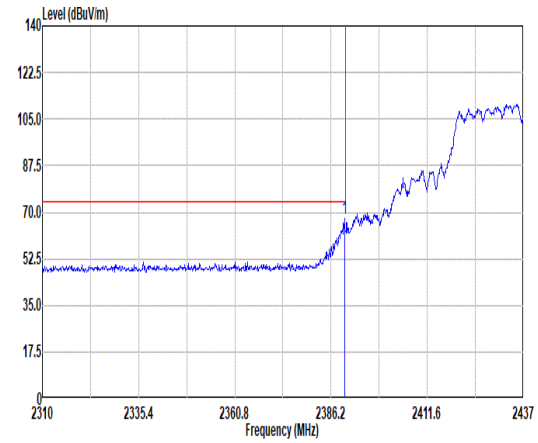 Site : 03CH22-HY Condition: PEAK_BE_74 3m 9120D_1212_240321 VERTICAL : RBW:1000.000kHz VBW:3000.000kHz SWT:Auto Freq Level Limit Line Margin Read Level Ant Factor Cable Loss Preamp Factor Aux Factor APos TPos Remark MHz dBuV/m dBuV/m dB dBuV dB/m dB dB dB cm deg 1 2389.76 67.43 74.00 -6.57 53.83 27.40 8.52 32.35 10.03 100 9 PEAK	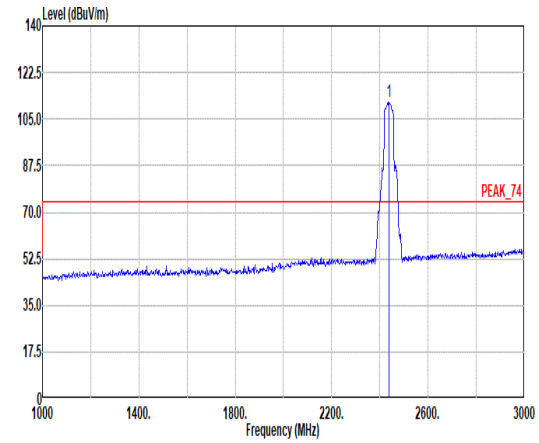 Site : 03CH22-HY Condition: PEAK_74 3m 9120D_1212_240321 VERTICAL : RBW:1000.000kHz VBW:3000.000kHz SWT:Auto Freq Level Limit Line Margin Read Level Ant Factor Cable Loss Preamp Factor Aux Factor APos TPos Remark MHz dBuV/m dBuV/m dB dBuV dB/m dB dB dB cm deg 1 2437.00 111.37 ------ ------ 97.52 27.60 8.60 32.38 10.03 100 9 PEAK
Avg.	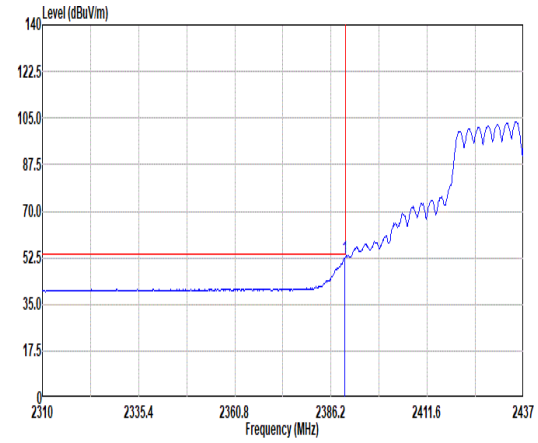 Site : 03CH22-HY Condition: AVG_BE_54 3m 9120D_1212_240321 VERTICAL : RBW:1000.000kHz VBW:1.000kHz SWT:Auto Freq Level Limit Line Margin Read Level Ant Factor Cable Loss Preamp Factor Aux Factor APos TPos Remark MHz dBuV/m dBuV/m dB dBuV dB/m dB dB dB cm deg 1 2389.88 52.47 54.00 -1.53 38.87 27.40 8.52 32.35 10.03 100 9 AVERAGE	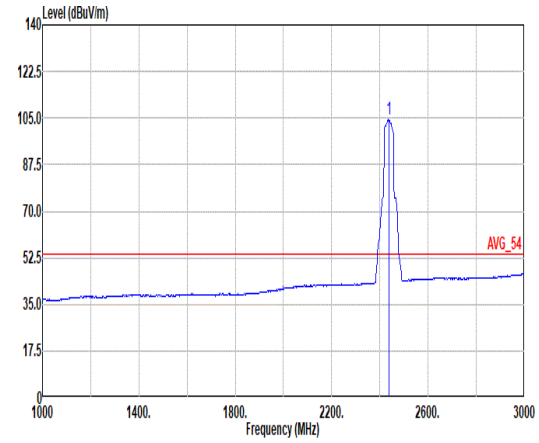 Site : 03CH22-HY Condition: AVG_54 3m 9120D_1212_240321 VERTICAL : RBW:1000.000kHz VBW:1.000kHz SWT:Auto Freq Level Limit Line Margin Read Level Ant Factor Cable Loss Preamp Factor Aux Factor APos TPos Remark MHz dBuV/m dBuV/m dB dBuV dB/m dB dB dB cm deg 1 2437.00 104.71 ------ ------ 90.86 27.60 8.60 32.38 10.03 100 9 AVERAGE

Mode	11	
	Band Edge - R	
	2400-2483.5_802.11n HT40_CH06_2437MHz	
ANT	1+2 (CDD)	
Pol.	Vertical	Fundamental
Peak	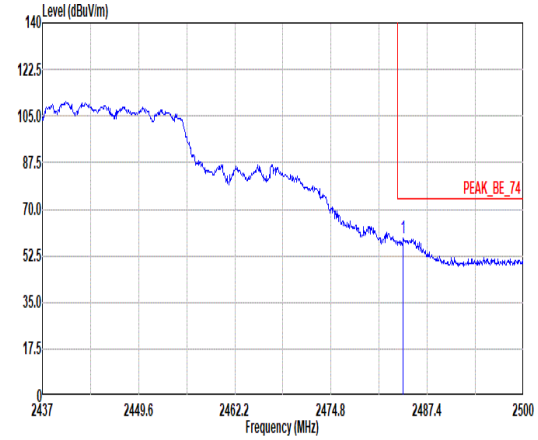 Site : 03CH22-HY Condition: PEAK_BE_74 3m 9120D_1212_240321 VERTICAL : RBW:1000.000kHz VBW:3000.000kHz SWT:Auto Limit Read Ant Cable Preamp Aux APos TPos Freq Level Line Margin Level Factor Loss Factor Factor Remark MHz dBuV/m dBuV/m dB dBuV dB/m dB dB dB cm deg 1 2484.25 58.99 74.00 -15.01 44.94 27.74 8.69 32.41 10.03 100 9 PEAK	Blank
Avg.	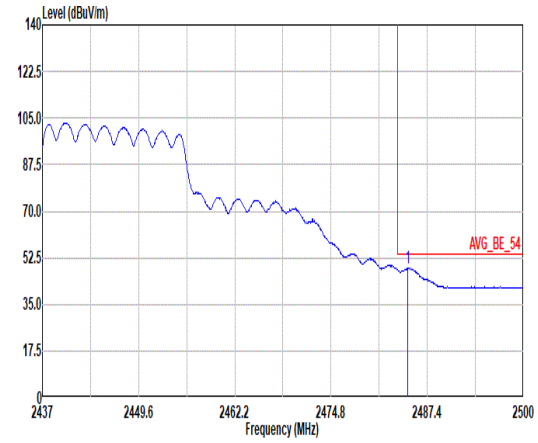 Site : 03CH22-HY Condition: AVG_BE_54 3m 9120D_1212_240321 VERTICAL : RBW:1000.000kHz VBW:1.000kHz SWT:Auto Limit Read Ant Cable Preamp Aux APos TPos Freq Level Line Margin Level Factor Loss Factor Factor Remark MHz dBuV/m dBuV/m dB dBuV dB/m dB dB dB cm deg 1 2484.88 48.54 54.00 -5.46 34.48 27.75 8.69 32.41 10.03 100 9 AVERAGE	Blank

Mode	11	
	Harmonic	
	2400-2483.5_802.11n HT40_CH06_2437MHz	
ANT	1+2 (CDD)	
Pol.	Horizontal	Vertical
Peak Avg.	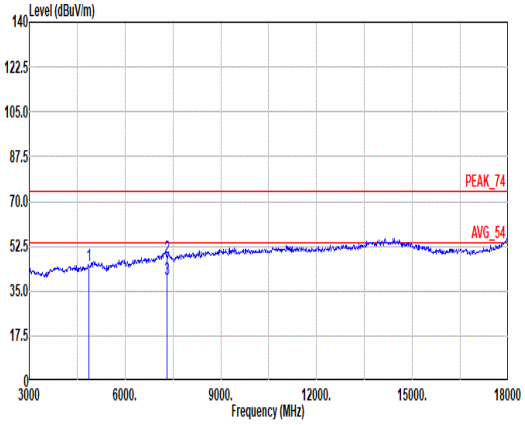 Site : 03CH22-HY Condition: PEAK_74 3m 9120D_1212_240321 HORIZONTAL Freq Level Limit Line Margin Read Level Ant Factor Cable Loss Preamp Factor Aux Factor APos TPos Remark MHz dBuV/m dBuV/m dB dBuV dB/m dB dB dB cm deg 1 4874.00 44.93 74.00 -29.07 32.85 32.50 12.36 33.49 0.71 -- -- Peak 2 7311.00 48.31 74.00 -25.69 31.17 36.98 15.36 35.84 0.64 -- -- Peak 3 7311.00 39.77 54.00 -14.23 22.63 36.98 15.36 35.84 0.64 -- -- Average	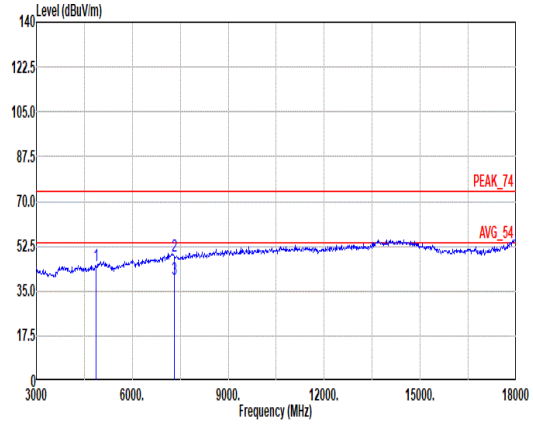 Site : 03CH22-HY Condition: PEAK_74 3m 9120D_1212_240321 VERTICAL Freq Level Limit Line Margin Read Level Ant Factor Cable Loss Preamp Factor Aux Factor APos TPos Remark MHz dBuV/m dBuV/m dB dBuV dB/m dB dB dB cm deg 1 4874.00 44.79 74.00 -29.21 32.71 32.50 12.36 33.49 0.71 -- -- Peak 2 7311.00 48.54 74.00 -25.46 31.40 36.98 15.36 35.84 0.64 -- -- Peak 3 7311.00 39.70 54.00 -14.30 22.56 36.98 15.36 35.84 0.64 -- -- Average

Mode	11	
	Harmonic	
	2400-2483.5_802.11n HT40_CH06_2437MHz	
ANT	1+2 (CDD)	
Pol.	Horizontal	Vertical
10.6G ~18G Avg.	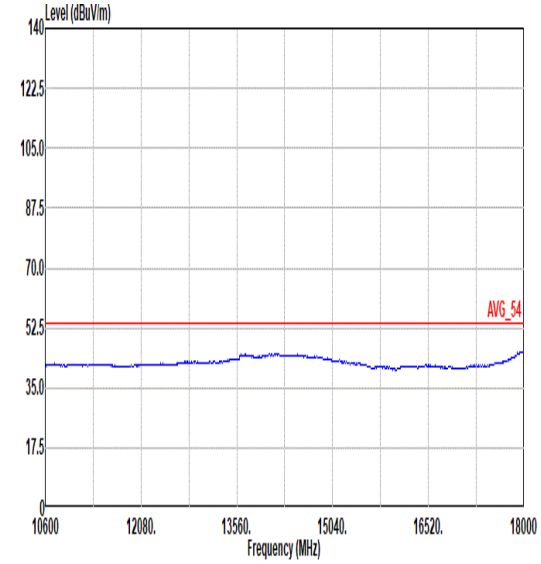 Site : 03CH22-HY Condition: AVG_54 3m 9120D_1212_240321 HORIZONTAL	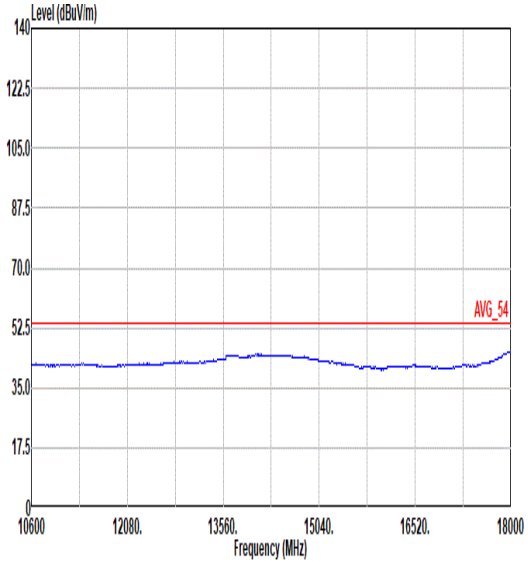 Site : 03CH22-HY Condition: AVG_54 3m 9120D_1212_240321 VERTICAL

Mode	12	
	Band Edge - L	
	2400-2483.5_802.11n HT40_CH09_2452MHz	
ANT	1+2 (CDD)	
Pol.	Horizontal	Fundamental
Peak	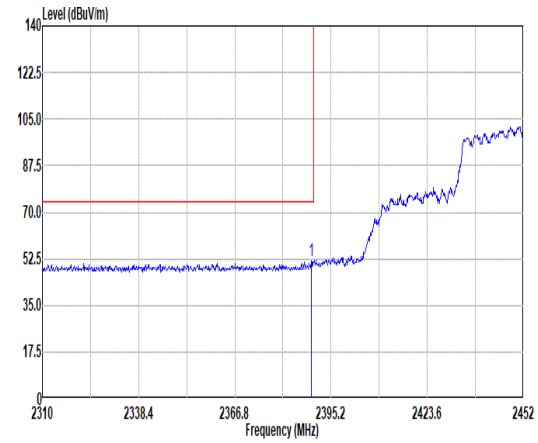 Site : 03CH22-HY Condition: PEAK_BE_74 3m DRH18-E_LE2C04A18EN HORIZONTAL : RBW:1000.000kHz VBW:3000.000kHz SWT:Auto Freq Level Limit Line Margin Read Level Ant Factor Cable Loss Preamp Factor Aux Factor APos TPos Remark MHz dBuV/m dBuV/m dB dBuV dB/m dB dB dB cm deg 1 2389.38 51.59 74.00 -22.41 38.48 26.91 8.52 32.35 10.03 111 37 PEAK	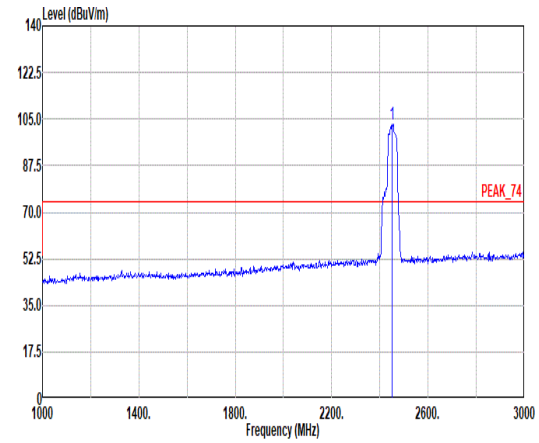 Site : 03CH22-HY Condition: PEAK_74 3m DRH18-E_LE2C04A18EN HORIZONTAL : RBW:1000.000kHz VBW:3000.000kHz SWT:Auto Freq Level Limit Line Margin Read Level Ant Factor Cable Loss Preamp Factor Aux Factor APos TPos Remark MHz dBuV/m dBuV/m dB dBuV dB/m dB dB dB cm deg 1 2452.00 102.99 ------ ------ 89.82 26.90 8.63 32.39 10.03 111 37 PEAK
Avg.	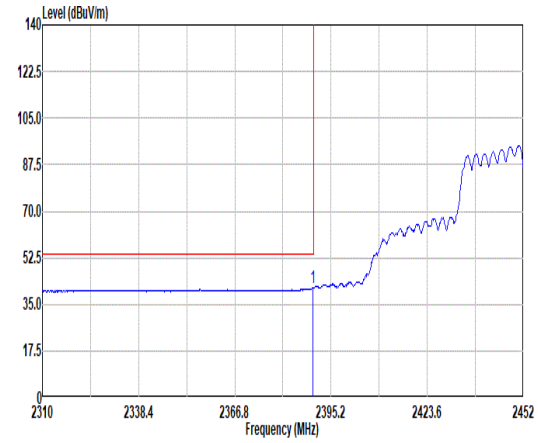 Site : 03CH22-HY Condition: AVG_BE_54 3m DRH18-E_LE2C04A18EN HORIZONTAL : RBW:1000.000kHz VBW:1.000kHz SWT:Auto Freq Level Limit Line Margin Read Level Ant Factor Cable Loss Preamp Factor Aux Factor APos TPos Remark MHz dBuV/m dBuV/m dB dBuV dB/m dB dB dB cm deg 1 2389.95 41.25 54.00 -12.75 28.15 26.90 8.52 32.35 10.03 111 37 AVERAGE	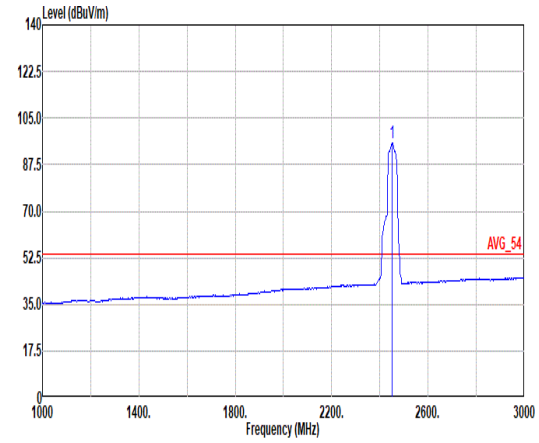 Site : 03CH22-HY Condition: AVG_54 3m DRH18-E_LE2C04A18EN HORIZONTAL : RBW:1000.000kHz VBW:1.000kHz SWT:Auto Freq Level Limit Line Margin Read Level Ant Factor Cable Loss Preamp Factor Aux Factor APos TPos Remark MHz dBuV/m dBuV/m dB dBuV dB/m dB dB dB cm deg 1 2452.00 95.64 ------ ------ 82.47 26.90 8.63 32.39 10.03 111 37 AVERAGE

Mode	12	
	Band Edge - R	
	2400-2483.5_802.11n HT40_CH09_2452MHz	
ANT	1+2 (CDD)	
Pol.	Horizontal	Fundamental
Peak	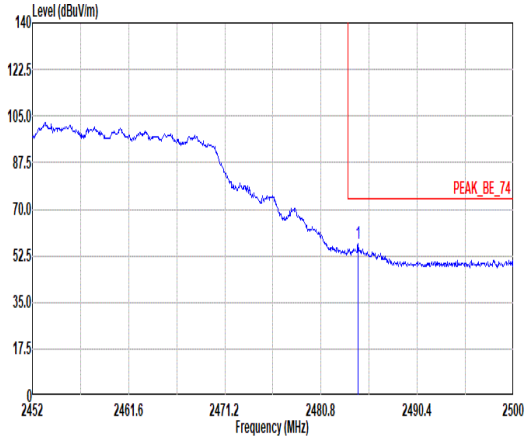 Site : 03CH22-HY Condition: PEAK_BE_74 3m DRH18-E_LE2C04A18EN HORIZONTAL : RBW:1000.000kHz VBW:3000.000kHz SWT:Auto Freq Level Limit Line Margin Read Level Ant Factor Cable Loss Preamp Factor Aux Factor APos TPos Remark MHz dBuV/m dBuV/m dB dBuV dB/m dB dB dB cm deg 1 2484.50 56.93 74.00 -17.07 43.72 26.90 8.69 32.41 10.03 111 37 PEAK	Blank
Avg.	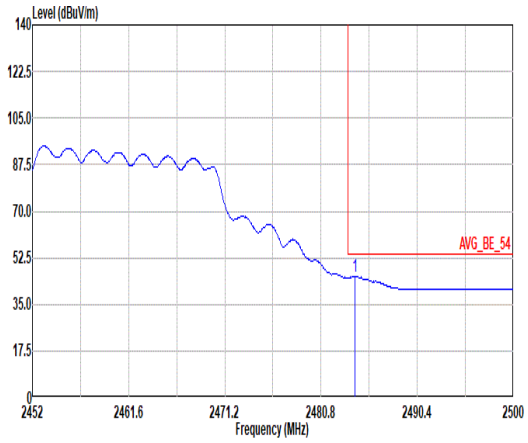 Site : 03CH22-HY Condition: AVG_BE_54 3m DRH18-E_LE2C04A18EN HORIZONTAL : RBW:1000.000kHz VBW:1.000kHz SWT:Auto Freq Level Limit Line Margin Read Level Ant Factor Cable Loss Preamp Factor Aux Factor APos TPos Remark MHz dBuV/m dBuV/m dB dBuV dB/m dB dB dB cm deg 1 2484.21 45.45 54.00 -8.55 32.24 26.90 8.69 32.41 10.03 111 37 AVERAGE	Blank

Mode	12	
	Band Edge - L	
	2400-2483.5_802.11n HT40_CH09_2452MHz	
ANT	1+2 (CDD)	
Pol.	Vertical	Fundamental
Peak	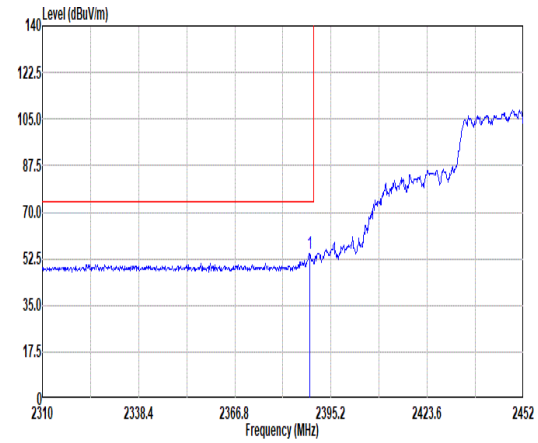 Site : 03CH22-HY Condition: PEAK_BE_74 3m DRH18-E_LE2C04A18EN VERTICAL : RBW:1000.000kHz VBW:3000.000kHz SWT:Auto Freq Level Limit Line Margin Read Level Ant Factor Cable Loss Preamp Factor Aux Factor APos TPos Remark MHz dBuV/m dBuV/m dB dBuV dB/m dB dB dB cm deg 1 2388.81 54.52 74.00 -19.48 41.41 26.91 8.52 32.35 10.03 375 360 PEAK	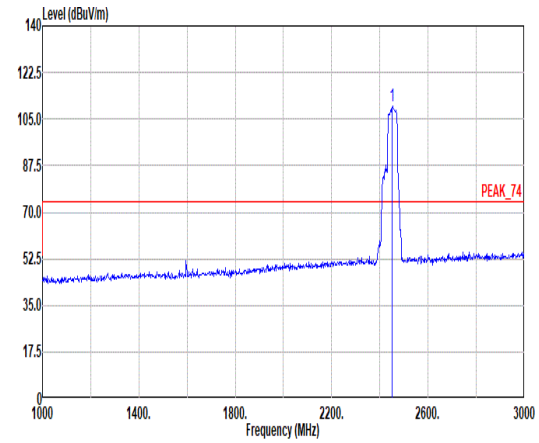 Site : 03CH22-HY Condition: PEAK_74 3m DRH18-E_LE2C04A18EN VERTICAL : RBW:1000.000kHz VBW:3000.000kHz SWT:Auto Freq Level Limit Line Margin Read Level Ant Factor Cable Loss Preamp Factor Aux Factor APos TPos Remark MHz dBuV/m dBuV/m dB dBuV dB/m dB dB dB cm deg 1 2452.00 109.68 ------ ------ 96.54 26.86 8.64 32.39 10.03 375 360 PEAK
Avg.	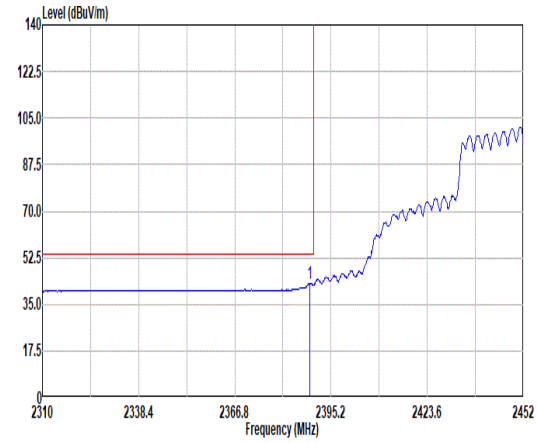 Site : 03CH22-HY Condition: AVG_BE_54 3m DRH18-E_LE2C04A18EN VERTICAL : RBW:1000.000kHz VBW:1.000kHz SWT:Auto Freq Level Limit Line Margin Read Level Ant Factor Cable Loss Preamp Factor Aux Factor APos TPos Remark MHz dBuV/m dBuV/m dB dBuV dB/m dB dB dB cm deg 1 2388.95 42.78 54.00 -11.22 29.67 26.91 8.52 32.35 10.03 375 360 AVERAGE	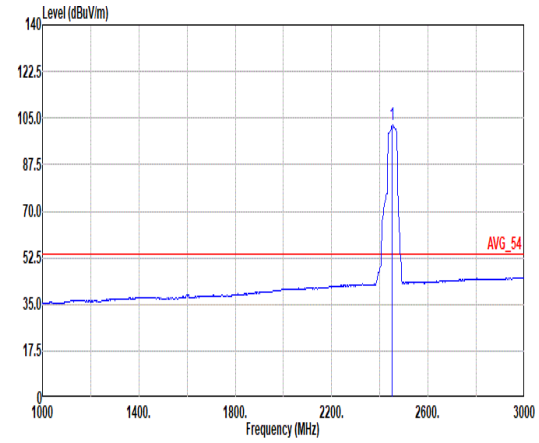 Site : 03CH22-HY Condition: AVG_54 3m DRH18-E_LE2C04A18EN VERTICAL : RBW:1000.000kHz VBW:1.000kHz SWT:Auto Freq Level Limit Line Margin Read Level Ant Factor Cable Loss Preamp Factor Aux Factor APos TPos Remark MHz dBuV/m dBuV/m dB dBuV dB/m dB dB dB cm deg 1 2452.00 102.62 ------ ------ 89.48 26.86 8.64 32.39 10.03 375 360 AVERAGE

Mode	12	
	Band Edge - R	
	2400-2483.5_802.11n HT40_CH09_2452MHz	
ANT	1+2 (CDD)	
Pol.	Vertical	Fundamental
Peak	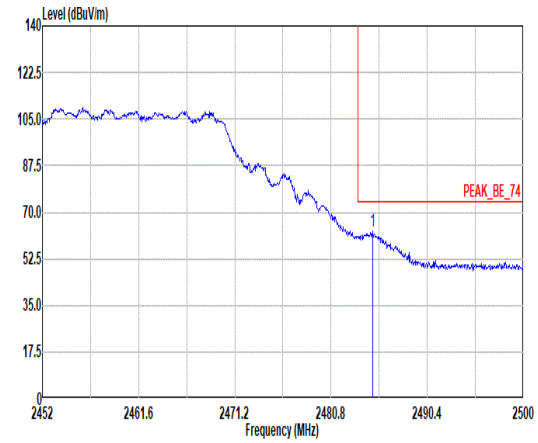 Site : 03CH22-HY Condition: PEAK_BE_74 3m DRH18-E_LE2C04A18EN VERTICAL : RBW:1000.000kHz VBW:3000.000kHz SWT:Auto Limit Read Ant Cable Preamp Aux APos TPos Freq Level Line Margin Level Factor Loss Factor Factor Remark MHz dBuV/m dBuV/m dB dBuV dB/m dB dB dB cm deg 1 2484.93 62.74 74.00 -11.26 49.53 26.90 8.69 32.41 10.03 375 360 Peak	Blank
Avg.	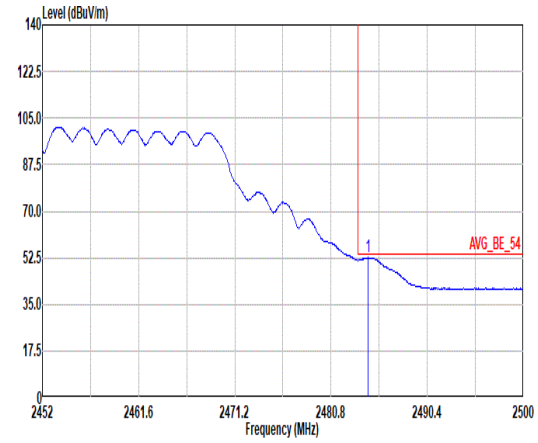 Site : 03CH22-HY Condition: AVG_BE_54 3m DRH18-E_LE2C04A18EN VERTICAL : RBW:1000.000kHz VBW:1.000kHz SWT:Auto Limit Read Ant Cable Preamp Aux APos TPos Freq Level Line Margin Level Factor Loss Factor Factor Remark MHz dBuV/m dBuV/m dB dBuV dB/m dB dB dB cm deg 1 2484.50 52.59 54.00 -1.41 39.38 26.90 8.69 32.41 10.03 375 360 AVERAGE	Blank

Mode	12	
	Harmonic	
	2400-2483.5_802.11n HT40_CH09_2452MHz	
ANT	1+2 (CDD)	
Pol.	Horizontal	Vertical
Peak Avg.	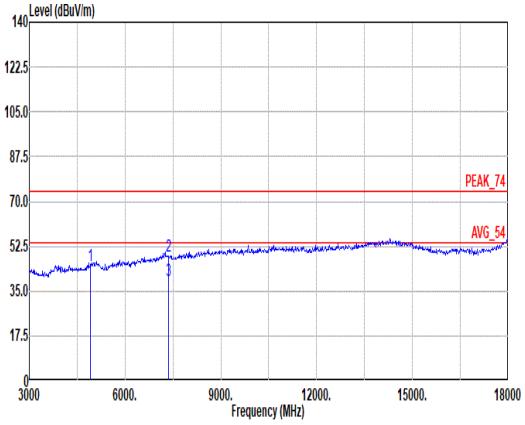 Site : 03CH22-HY Condition: PEAK_74 3m 9120D_1212_240321 HORIZONTAL Freq Level Limit Line Margin Read Level Ant Factor Cable Loss Preamp Factor Aux Factor APos TPos Remark MHz dBuV/m dBuV/m dB dBuV dB/m dB dB dB cm deg 1 4904.00 45.13 74.00 -28.87 32.90 32.63 12.38 33.48 0.70 -- -- Peak 2 7356.00 48.46 74.00 -25.54 31.39 36.88 15.42 35.87 0.64 -- -- Peak 3 7356.00 39.35 54.00 -14.65 22.28 36.88 15.42 35.87 0.64 -- -- Average	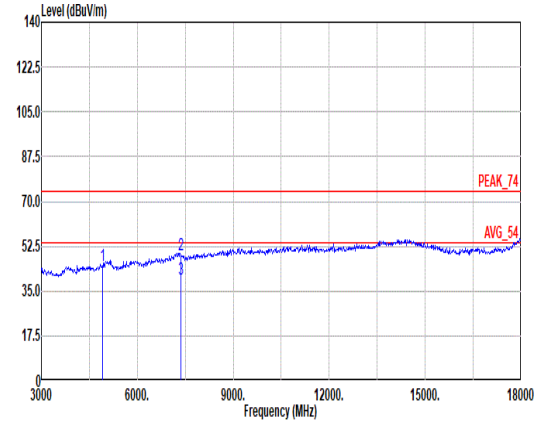 Site : 03CH22-HY Condition: PEAK_74 3m 9120D_1212_240321 VERTICAL Freq Level Limit Line Margin Read Level Ant Factor Cable Loss Preamp Factor Aux Factor APos TPos Remark MHz dBuV/m dBuV/m dB dBuV dB/m dB dB dB cm deg 1 4904.00 44.89 74.00 -29.11 32.66 32.63 12.38 33.48 0.70 -- -- Peak 2 7356.00 49.15 74.00 -24.85 32.08 36.88 15.42 35.87 0.64 -- -- Peak 3 7356.00 39.42 54.00 -14.58 22.35 36.88 15.42 35.87 0.64 -- -- Average

Mode	12	
	Harmonic	
	2400-2483.5_802.11n HT40_CH09_2452MHz	
ANT	1+2 (CDD)	
Pol.	Horizontal	Vertical
10.6G ~18G Avg.	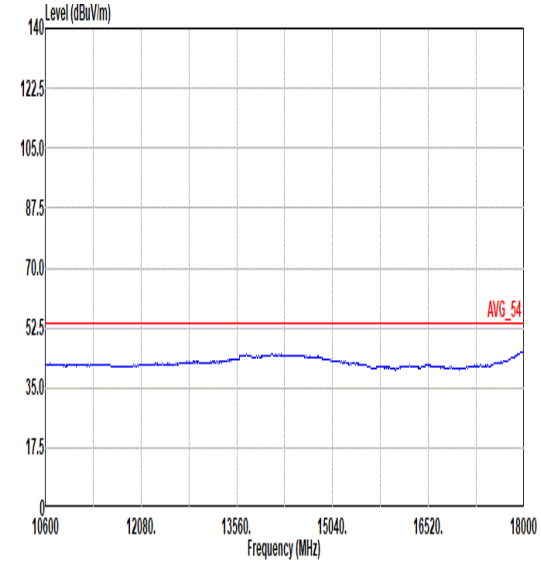 Site : 03CH22-HY Condition: AVG_54 3m 9120D_1212_240321 HORIZONTAL	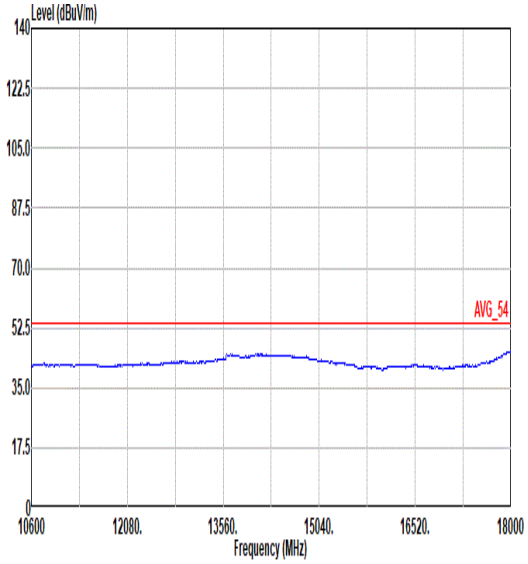 Site : 03CH22-HY Condition: AVG_54 3m 9120D_1212_240321 VERTICAL

Mode	13	
	Band Edge	
	2400-2483.5_802.11ax HE20_CH01_Full RU_2412MHz	
ANT	1+2 (CDD)	
Pol.	Horizontal	Fundamental
Peak	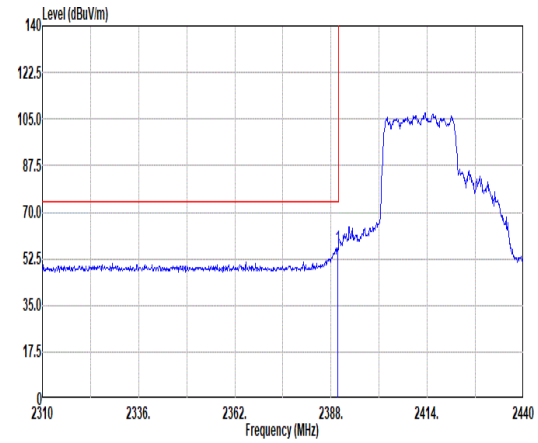 Site : 03CH22-HY Condition: PEAK_BE_74 3m DRH18-E_LE2C04A18EN HORIZONTAL : RBW:1000.000kHz VBW:3000.000kHz SWT:Auto Freq Level Limit Line Margin Read Level Ant Factor Cable Loss Preamp Factor Aux Factor APos TPos Remark MHz dBuV/m dBuV/m dB dBuV dB/m dB dB dB cm deg 1 2389.82 56.67 74.00 -17.33 43.57 26.90 8.52 32.35 10.03 100 19 PEAK	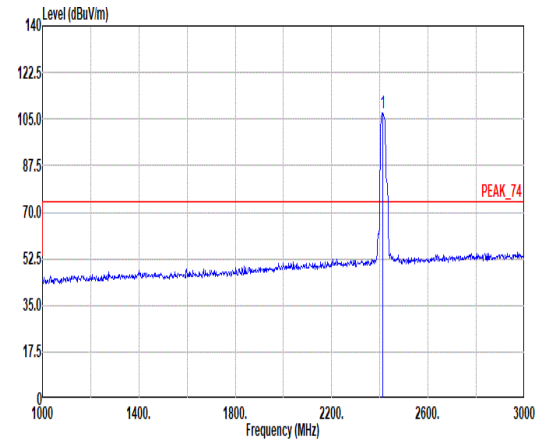 Site : 03CH22-HY Condition: PEAK_74 3m DRH18-E_LE2C04A18EN HORIZONTAL : RBW:1000.000kHz VBW:3000.000kHz SWT:Auto Freq Level Limit Line Margin Read Level Ant Factor Cable Loss Preamp Factor Aux Factor APos TPos Remark MHz dBuV/m dBuV/m dB dBuV dB/m dB dB dB cm deg 1 2412.00 107.26 ------ ------ 94.06 26.98 8.56 32.37 10.03 100 19 PEAK
Avg.	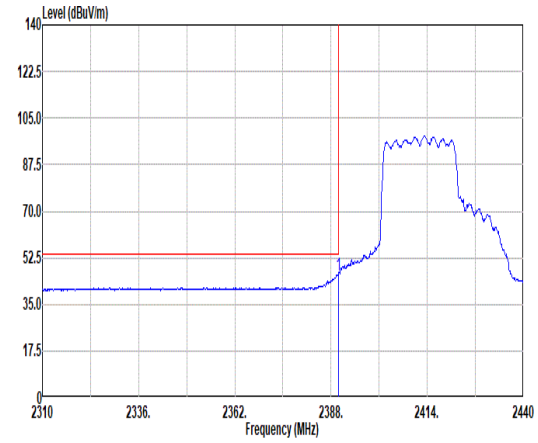 Site : 03CH22-HY Condition: AVG_BE_54 3m DRH18-E_LE2C04A18EN HORIZONTAL : RBW:1000.000kHz VBW:1.100kHz SWT:Auto Freq Level Limit Line Margin Read Level Ant Factor Cable Loss Preamp Factor Aux Factor APos TPos Remark MHz dBuV/m dBuV/m dB dBuV dB/m dB dB dB cm deg 1 2389.95 46.17 54.00 -7.83 33.07 26.90 8.52 32.35 10.03 100 19 AVERAGE	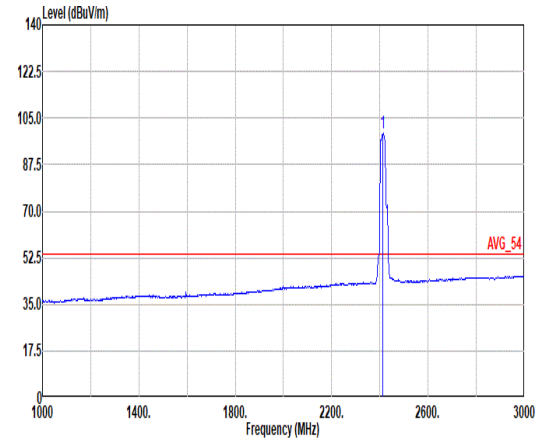 Site : 03CH22-HY Condition: AVG_54 3m DRH18-E_LE2C04A18EN HORIZONTAL : RBW:1000.000kHz VBW:1.100kHz SWT:Auto Freq Level Limit Line Margin Read Level Ant Factor Cable Loss Preamp Factor Aux Factor APos TPos Remark MHz dBuV/m dBuV/m dB dBuV dB/m dB dB dB cm deg 1 2412.00 99.16 ------ ------ 85.97 26.96 8.57 32.37 10.03 100 19 AVERAGE

Mode	13	
	Band Edge	
	2400-2483.5_802.11ax HE20_CH01_Full RU_2412MHz	
ANT	1+2 (CDD)	
Pol.	Vertical	Fundamental
Peak	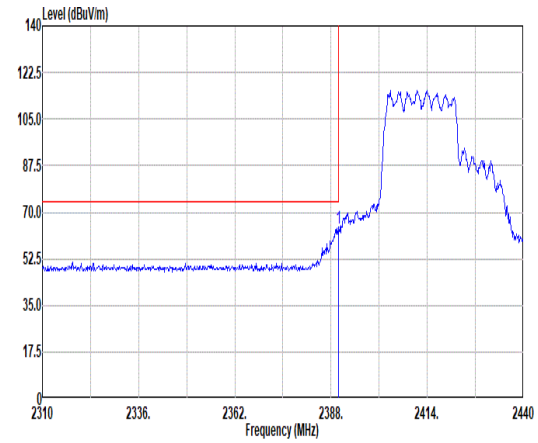 Site : 03CH22-HY Condition: PEAK_BE_74 3m DRH18-E_LE2C04A18EN VERTICAL : RBW:1000.000kHz VBW:3000.000kHz SWT:Auto Freq Level Limit Line Margin Read Level Ant Factor Cable Loss Preamp Factor Aux Factor APos TPos Remark MHz dBuV/m dBuV/m dB dBuV dB/m dB dB dB cm deg 1 2389.95 64.04 74.00 -9.96 50.94 26.90 8.52 32.35 10.03 100 14 Peak	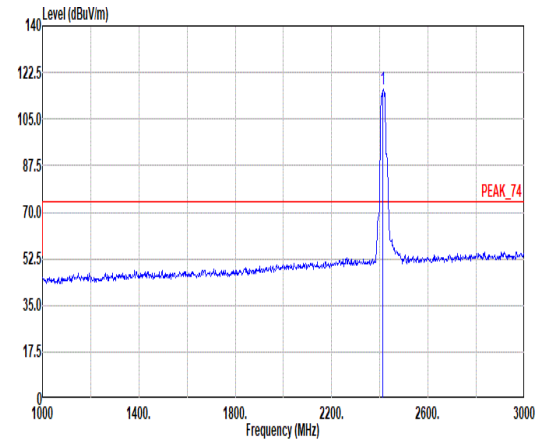 Site : 03CH22-HY Condition: PEAK_74 3m DRH18-E_LE2C04A18EN VERTICAL : RBW:1000.000kHz VBW:3000.000kHz SWT:Auto Freq Level Limit Line Margin Read Level Ant Factor Cable Loss Preamp Factor Aux Factor APos TPos Remark MHz dBuV/m dBuV/m dB dBuV dB/m dB dB dB cm deg 1 2412.00 116.05 ------ ------ 102.86 26.96 8.57 32.37 10.03 100 14 PEAK
Avg.	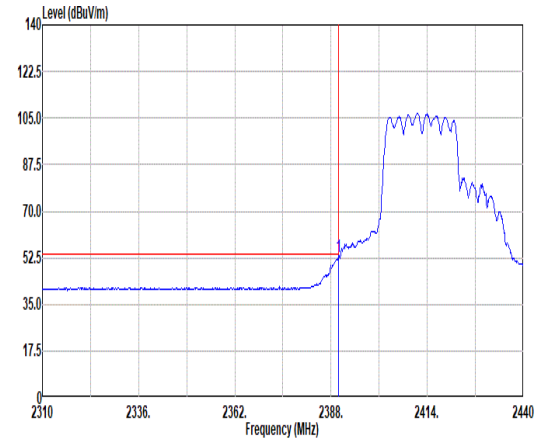 Site : 03CH22-HY Condition: AVG_BE_54 3m DRH18-E_LE2C04A18EN VERTICAL : RBW:1000.000kHz VBW:1.100kHz SWT:Auto Freq Level Limit Line Margin Read Level Ant Factor Cable Loss Preamp Factor Aux Factor APos TPos Remark MHz dBuV/m dBuV/m dB dBuV dB/m dB dB dB cm deg 1 2389.95 52.75 54.00 -1.25 39.65 26.90 8.52 32.35 10.03 100 14 AVERAGE	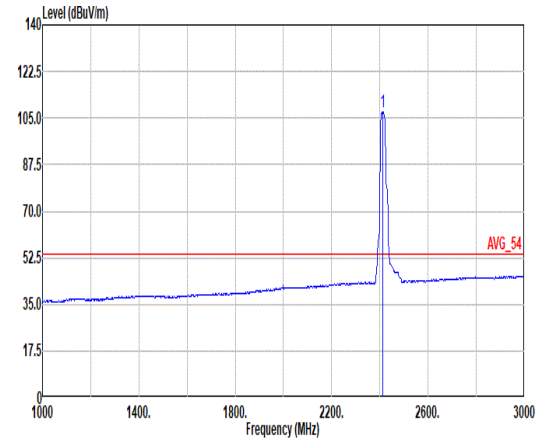 Site : 03CH22-HY Condition: AVG_54 3m DRH18-E_LE2C04A18EN VERTICAL : RBW:1000.000kHz VBW:1.100kHz SWT:Auto Freq Level Limit Line Margin Read Level Ant Factor Cable Loss Preamp Factor Aux Factor APos TPos Remark MHz dBuV/m dBuV/m dB dBuV dB/m dB dB dB cm deg 1 2412.00 107.45 ------ ------ 94.25 26.98 8.56 32.37 10.03 100 14 AVERAGE

Mode	13	
	Harmonic	
	2400-2483.5_802.11ax HE20_CH01_Full RU_2412MHz	
ANT	1+2 (CDD)	
Pol.	Horizontal	Vertical
Peak Avg.	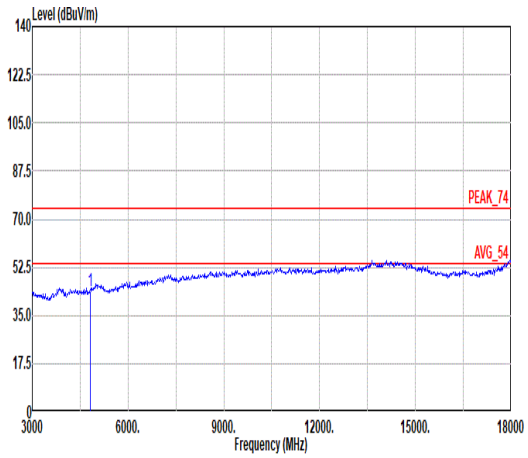 Site : 03CH22-HY Condition: PEAK_74 3m 9120D_1212_240321 HORIZONTAL Freq Level Limit Line Margin Read Level Ant Factor Cable Loss Preamp Factor Aux Factor APos TPos Remark MHz dBuV/m dBuV/m dB dBuV dB/m dB dB dB cm deg 1 4824.00 44.10 74.00 -29.90 32.28 32.28 12.33 33.50 0.71 -- -- Peak	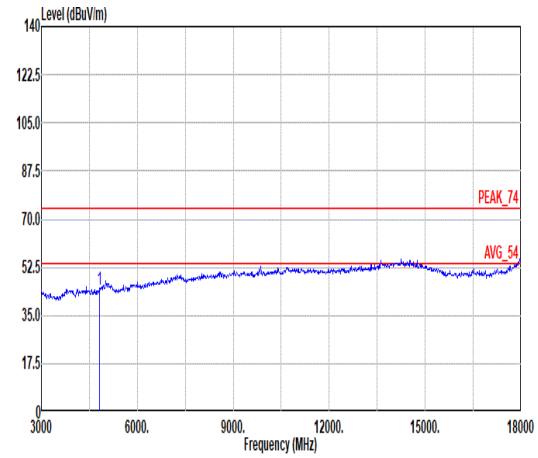 Site : 03CH22-HY Condition: PEAK_74 3m 9120D_1212_240321 VERTICAL Freq Level Limit Line Margin Read Level Ant Factor Cable Loss Preamp Factor Aux Factor APos TPos Remark MHz dBuV/m dBuV/m dB dBuV dB/m dB dB dB cm deg 1 4824.00 44.34 74.00 -29.66 32.52 32.28 12.33 33.50 0.71 -- -- Peak

Mode	13	
	Harmonic	
	2400-2483.5_802.11ax HE20_CH01_Full RU_2412MHz	
ANT	1+2 (CDD)	
Pol.	Horizontal	Vertical
10.6G ~18G Avg.	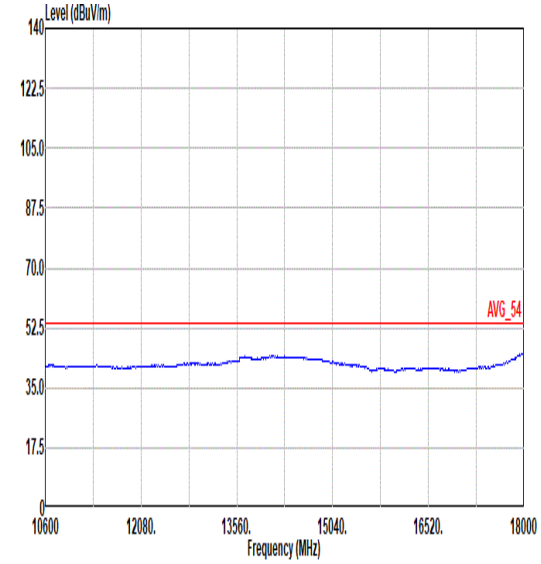 Site : 03CH22-HY Condition: AVG_54 3m 9120D_1212_240321 HORIZONTAL	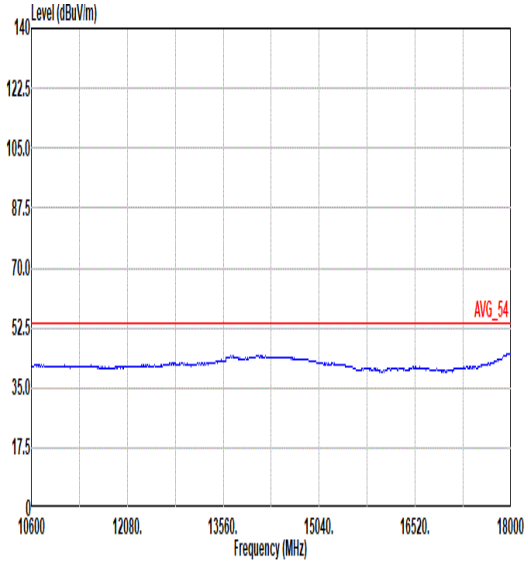 Site : 03CH22-HY Condition: AVG_54 3m 9120D_1212_240321 VERTICAL

Mode	14	
	Band Edge - L	
	2400-2483.5_802.11ax HE20_CH06_Full RU_2437MHz	
ANT	1+2 (CDD)	
Pol.	Horizontal	Fundamental
Peak	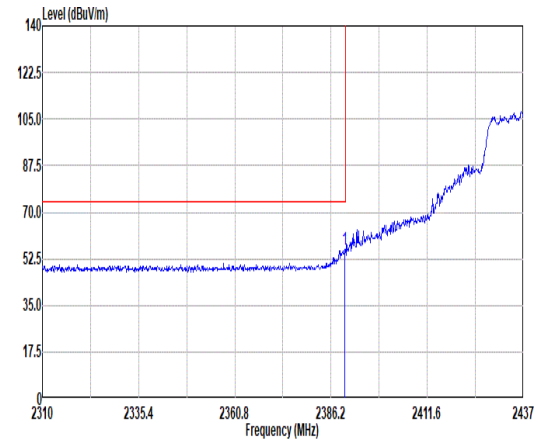 Site : 03CH22-HY Condition: PEAK_BE_74 3m 9120D_1212_240321 HORIZONTAL : RBW:1000.000kHz VBW:3000.000kHz SWT:Auto Freq Level Limit Line Margin Read Level Ant Factor Cable Loss Preamp Factor Aux Factor APos TPos Remark MHz dBuV/m dBuV/m dB dBuV dB/m dB dB dB cm deg 1 2389.88 56.04 74.00 -17.96 42.44 27.40 8.52 32.35 10.03 100 19 PEAK	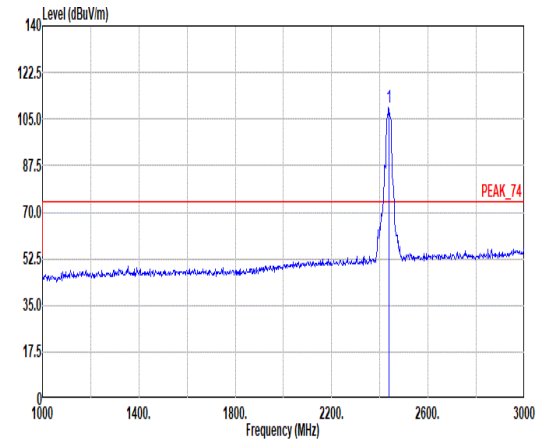 Site : 03CH22-HY Condition: PEAK_74 3m 9120D_1212_240321 HORIZONTAL : RBW:1000.000kHz VBW:3000.000kHz SWT:Auto Freq Level Limit Line Margin Read Level Ant Factor Cable Loss Preamp Factor Aux Factor APos TPos Remark MHz dBuV/m dBuV/m dB dBuV dB/m dB dB dB cm deg 1 2437.00 109.32 ------ ------ 95.47 27.60 8.60 32.38 10.03 100 19 PEAK
Avg.	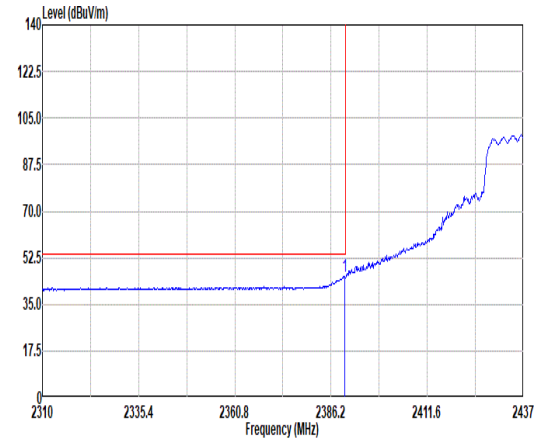 Site : 03CH22-HY Condition: AVG_BE_54 3m 9120D_1212_240321 HORIZONTAL : RBW:1000.000kHz VBW:1.100kHz SWT:Auto Freq Level Limit Line Margin Read Level Ant Factor Cable Loss Preamp Factor Aux Factor APos TPos Remark MHz dBuV/m dBuV/m dB dBuV dB/m dB dB dB cm deg 1 2389.76 45.53 54.00 -8.47 31.93 27.40 8.52 32.35 10.03 100 19 AVERAGE	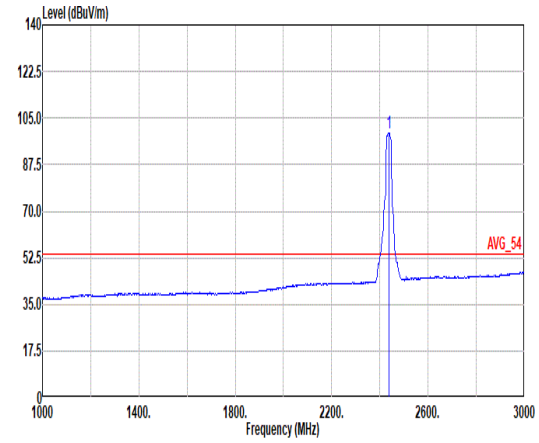 Site : 03CH22-HY Condition: AVG_54 3m 9120D_1212_240321 HORIZONTAL : RBW:1000.000kHz VBW:1.100kHz SWT:Auto Freq Level Limit Line Margin Read Level Ant Factor Cable Loss Preamp Factor Aux Factor APos TPos Remark MHz dBuV/m dBuV/m dB dBuV dB/m dB dB dB cm deg 1 2437.00 99.51 ------ ------ 85.65 27.60 8.61 32.38 10.03 100 19 AVERAGE

Mode	14	
	Band Edge - R	
	2400-2483.5_802.11ax HE20_CH06_Full RU_2437MHz	
ANT	1+2 (CDD)	
Pol.	Horizontal	Fundamental
Peak	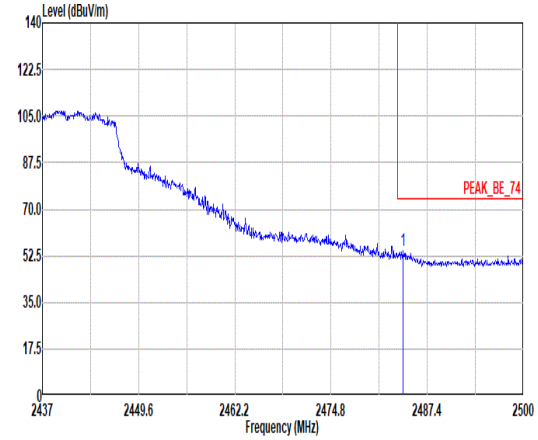 Site : 03CH22-HY Condition: PEAK_BE_74 3m 9120D_1212_240321 HORIZONTAL : RBW:1000.000kHz VBW:3000.000kHz SWT:Auto Limit Read Ant Cable Preamp Aux APos TPos Freq Level Line Margin Level Factor Loss Factor Factor Remark MHz dBuV/m dBuV/m dB dBuV dB/m dB dB dB cm deg 1 2484.19 54.39 74.00 -19.61 40.34 27.74 8.69 32.41 10.03 100 19 PEAK	Blank
Avg.	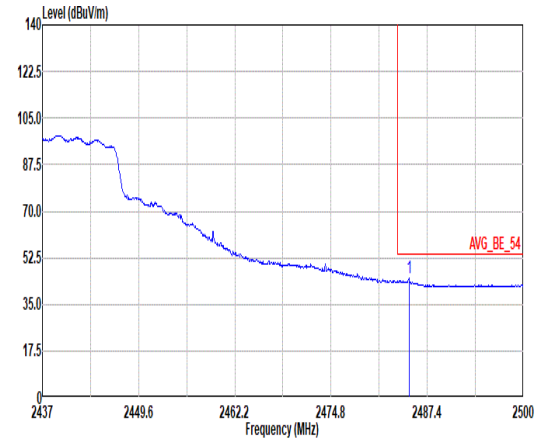 Site : 03CH22-HY Condition: AVG_BE_54 3m 9120D_1212_240321 HORIZONTAL : RBW:1000.000kHz VBW:1.100kHz SWT:Auto Limit Read Ant Cable Preamp Aux APos TPos Freq Level Line Margin Level Factor Loss Factor Factor Remark MHz dBuV/m dBuV/m dB dBuV dB/m dB dB dB cm deg 1 2485.01 44.92 54.00 -9.08 30.86 27.75 8.69 32.41 10.03 100 19 AVERAGE	Blank

Mode	14	
	Band Edge - L	
	2400-2483.5_802.11ax HE20_CH06_Full RU_2437MHz	
ANT	1+2 (CDD)	
Pol.	Vertical	Fundamental
Peak	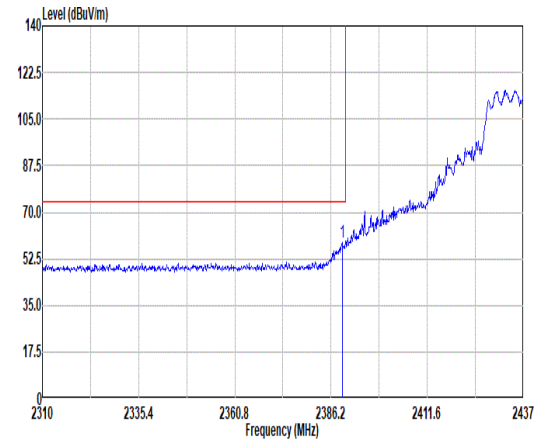 Site : 03CH22-HY Condition: PEAK_BE_74 3m 9120D_1212_240321 VERTICAL : RBW:1000.000kHz VBW:3000.000kHz SWT:Auto Freq Level Limit Line Margin Read Level Ant Factor Cable Loss Preamp Factor Aux Factor APos TPos Remark MHz dBuV/m dBuV/m dB dBuV dB/m dB dB dB cm deg 1 2389.12 58.52 74.00 -15.48 44.93 27.39 8.52 32.35 10.03 369 0 PEAK	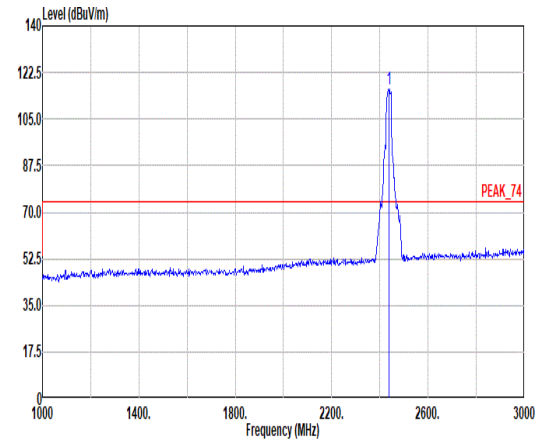 Site : 03CH22-HY Condition: PEAK_74 3m 9120D_1212_240321 VERTICAL : RBW:1000.000kHz VBW:3000.000kHz SWT:Auto Freq Level Limit Line Margin Read Level Ant Factor Cable Loss Preamp Factor Aux Factor APos TPos Remark MHz dBuV/m dBuV/m dB dBuV dB/m dB dB dB cm deg 1 2437.00 116.43 ------ ------ 102.57 27.60 8.61 32.38 10.03 369 0 PEAK
Avg.	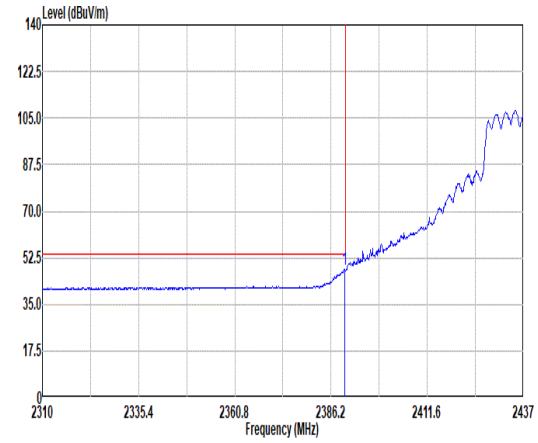 Site : 03CH22-HY Condition: AVG_BE_54 3m 9120D_1212_240321 VERTICAL : RBW:1000.000kHz VBW:1.100kHz SWT:Auto Freq Level Limit Line Margin Read Level Ant Factor Cable Loss Preamp Factor Aux Factor APos TPos Remark MHz dBuV/m dBuV/m dB dBuV dB/m dB dB dB cm deg 1 2389.76 47.92 54.00 -6.08 34.32 27.40 8.52 32.35 10.03 369 0 AVERAGE	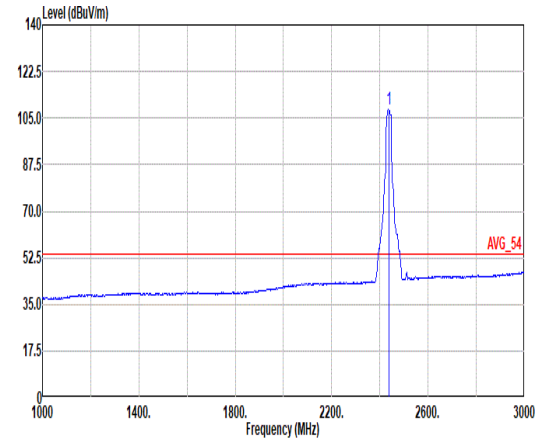 Site : 03CH22-HY Condition: AVG_54 3m 9120D_1212_240321 VERTICAL : RBW:1000.000kHz VBW:1.100kHz SWT:Auto Freq Level Limit Line Margin Read Level Ant Factor Cable Loss Preamp Factor Aux Factor APos TPos Remark MHz dBuV/m dBuV/m dB dBuV dB/m dB dB dB cm deg 1 2437.00 108.54 ------ ------ 94.69 27.60 8.60 32.38 10.03 369 0 AVERAGE

Mode	14	
	Band Edge - R	
	2400-2483.5_802.11ax HE20_CH06_Full RU_2437MHz	
ANT	1+2 (CDD)	
Pol.	Vertical	Fundamental
Peak	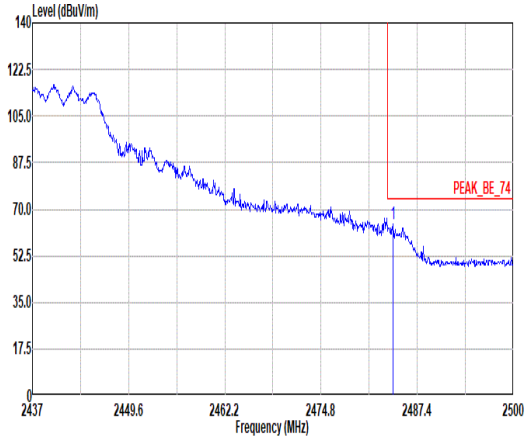 Site : 03CH22-HY Condition: PEAK_BE_74 3m 9120D_1212_240321 VERTICAL : RBW:1000.000kHz VBW:3000.000kHz SWT:Auto Limit Read Ant Cable Preamp Aux APos TPos Freq Level Line Margin Level Factor Loss Factor Factor Remark MHz dBuV/m dBuV/m dB dBuV dB/m dB dB dB cm deg 1 2484.19 64.52 74.00 -9.48 50.47 27.74 8.69 32.41 10.03 369 0 PEAK	Blank
Avg.	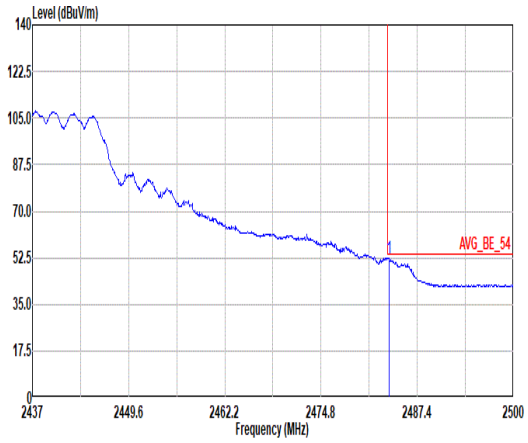 Site : 03CH22-HY Condition: AVG_BE_54 3m 9120D_1212_240321 VERTICAL : RBW:1000.000kHz VBW:1.100kHz SWT:Auto Limit Read Ant Cable Preamp Aux APos TPos Freq Level Line Margin Level Factor Loss Factor Factor Remark MHz dBuV/m dBuV/m dB dBuV dB/m dB dB dB cm deg 1 2483.68 52.30 54.00 -1.70 38.25 27.74 8.69 32.41 10.03 369 0 AVERAGE	Blank

Mode	14	
	Harmonic	
	2400-2483.5_802.11ax HE20_CH06_Full RU_2437MHz	
ANT	1+2 (CDD)	
Pol.	Horizontal	Vertical
Peak Avg.	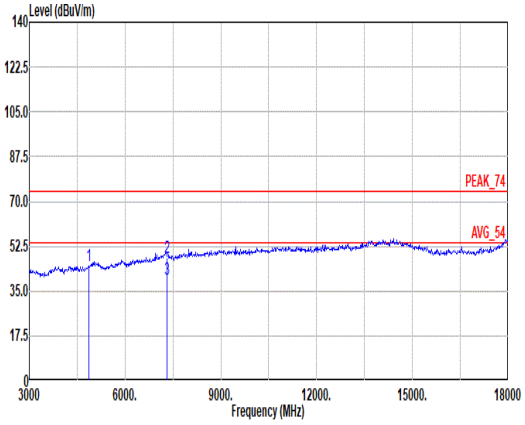 Site : 03CH22-HY Condition: PEAK_74 3m 9120D_1212_240321 HORIZONTAL Freq Level Limit Line Margin Read Level Ant Factor Cable Loss Preamp Factor Aux Factor APos TPos Remark MHz dBuV/m dBuV/m dB dBuV dB/m dB dB dB cm deg 1 4874.00 44.72 74.00 -29.28 32.65 32.50 12.36 33.49 0.70 -- -- Peak 2 7311.00 48.32 74.00 -25.68 31.18 36.98 15.36 35.84 0.64 -- -- Peak 3 7311.00 39.49 54.00 -14.51 22.35 36.98 15.36 35.84 0.64 -- -- Average	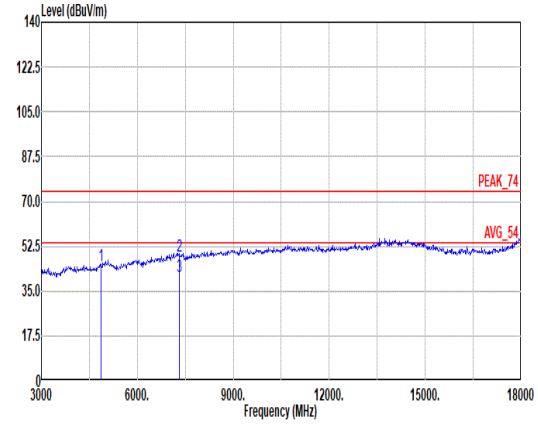 Site : 03CH22-HY Condition: PEAK_74 3m 9120D_1212_240321 VERTICAL Freq Level Limit Line Margin Read Level Ant Factor Cable Loss Preamp Factor Aux Factor APos TPos Remark MHz dBuV/m dBuV/m dB dBuV dB/m dB dB dB cm deg 1 4874.00 45.02 74.00 -28.98 32.95 32.50 12.36 33.49 0.70 -- -- Peak 2 7311.00 48.70 74.00 -25.30 31.56 36.98 15.36 35.84 0.64 -- -- Peak 3 7311.00 40.64 54.00 -13.36 23.50 36.98 15.36 35.84 0.64 -- -- Average

Mode	14	
	Harmonic	
	2400-2483.5_802.11ax HE20_CH06_Full RU_2437MHz	
ANT	1+2 (CDD)	
Pol.	Horizontal	Vertical
10.6G ~18G Avg.	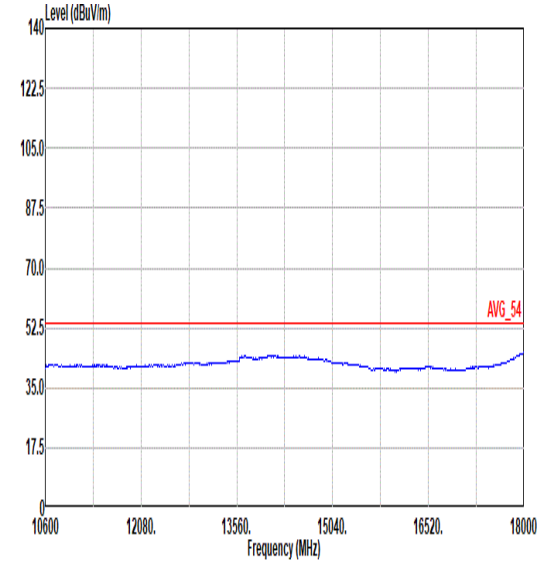 Site : 03CH22-HY Condition: AVG_54 3m 9120D_1212_240321 HORIZONTAL	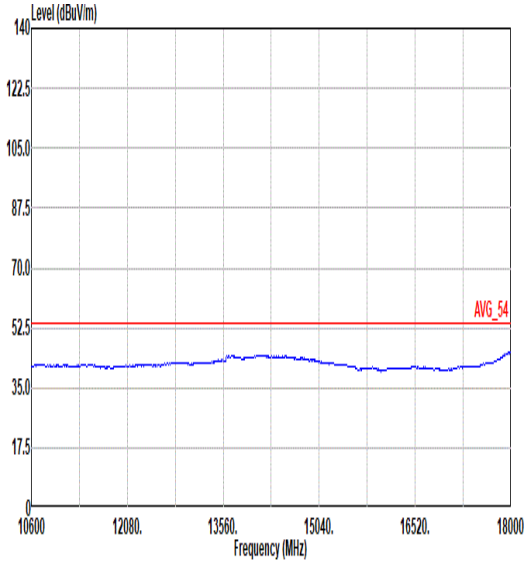 Site : 03CH22-HY Condition: AVG_54 3m 9120D_1212_240321 VERTICAL

Mode	15	
	Band Edge	
	2400-2483.5_802.11ax HE20_CH11_Full RU_2462MHz	
ANT	1+2 (CDD)	
Pol.	Horizontal	Fundamental
Peak	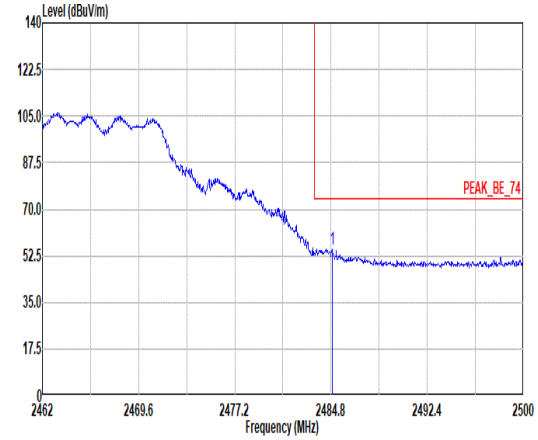 Site : 03CH22-HY Condition: PEAK_BE_74 3m DRH18-E_LE2C04A18EN HORIZONTAL : RBW:1000.000kHz VBW:3000.000kHz SWT:Auto Freq Level Limit Line Margin Read Level Ant Factor Cable Loss Preamp Factor Aux Factor APos TPos Remark MHz dBuV/m dBuV/m dB dBuV dB/m dB dB dB cm deg 1 2484.88 55.04 74.00 -18.96 41.83 26.90 8.69 32.41 10.03 100 95 PEAK	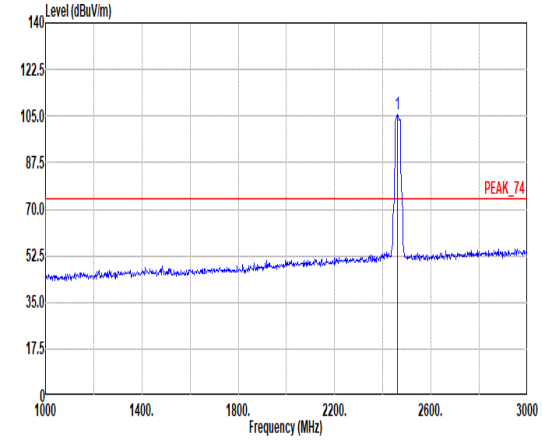 Site : 03CH22-HY Condition: PEAK_74 3m DRH18-E_LE2C04A18EN HORIZONTAL : RBW:1000.000kHz VBW:3000.000kHz SWT:Auto Freq Level Limit Line Margin Read Level Ant Factor Cable Loss Preamp Factor Aux Factor APos TPos Remark MHz dBuV/m dBuV/m dB dBuV dB/m dB dB dB cm deg 1 2462.00 105.53 ------ ------ 92.45 26.80 8.65 32.40 10.03 100 95 PEAK
Avg.	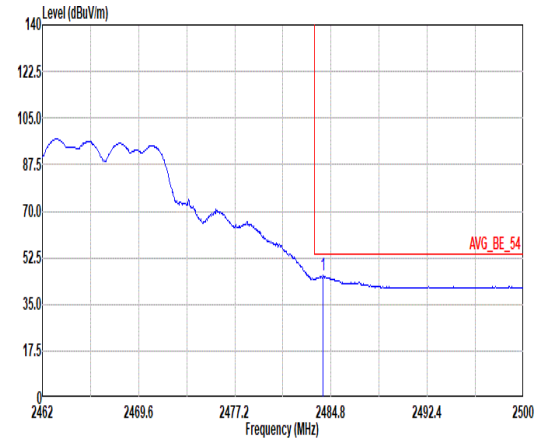 Site : 03CH22-HY Condition: AVG_BE_54 3m DRH18-E_LE2C04A18EN HORIZONTAL : RBW:1000.000kHz VBW:1.100kHz SWT:Auto Freq Level Limit Line Margin Read Level Ant Factor Cable Loss Preamp Factor Aux Factor APos TPos Remark MHz dBuV/m dBuV/m dB dBuV dB/m dB dB dB cm deg 1 2484.19 45.73 54.00 -8.27 32.52 26.90 8.69 32.41 10.03 100 95 AVERAGE	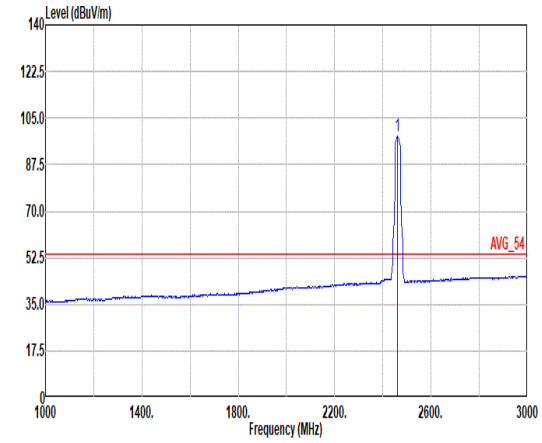 Site : 03CH22-HY Condition: AVG_54 3m DRH18-E_LE2C04A18EN HORIZONTAL : RBW:1000.000kHz VBW:1.100kHz SWT:Auto Freq Level Limit Line Margin Read Level Ant Factor Cable Loss Preamp Factor Aux Factor APos TPos Remark MHz dBuV/m dBuV/m dB dBuV dB/m dB dB dB cm deg 1 2462.00 98.18 ------ ------ 85.10 26.80 8.65 32.40 10.03 100 95 AVERAGE

Mode	15	
	Band Edge	
	2400-2483.5_802.11ax HE20_CH11_Full RU_2462MHz	
ANT	1+2 (CDD)	
Pol.	Vertical	Fundamental
Peak	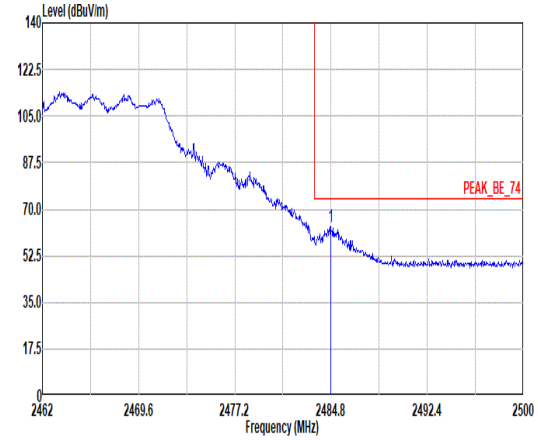 Site : 03CH22-HY Condition: PEAK_BE_74 3m DRH18-E_LE2C04A18EN VERTICAL : RBW:1000.000kHz VBW:3000.000kHz SWT:Auto Freq Level Limit Line Margin Read Level Ant Factor Cable Loss Preamp Factor Aux Factor APos TPos Remark MHz dBuV/m dBuV/m dB dBuV dB/m dB dB dB cm deg 1 2484.76 63.46 74.00 -10.54 50.25 26.90 8.69 32.41 10.03 373 360 PEAK	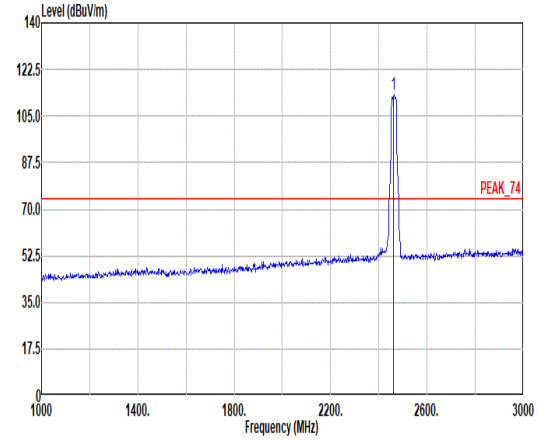 Site : 03CH22-HY Condition: PEAK_74 3m DRH18-E_LE2C04A18EN VERTICAL : RBW:1000.000kHz VBW:3000.000kHz SWT:Auto Freq Level Limit Line Margin Read Level Ant Factor Cable Loss Preamp Factor Aux Factor APos TPos Remark MHz dBuV/m dBuV/m dB dBuV dB/m dB dB dB cm deg 1 2462.00 113.11 ------ ------ 100.02 26.80 8.66 32.40 10.03 373 360 PEAK
Avg.	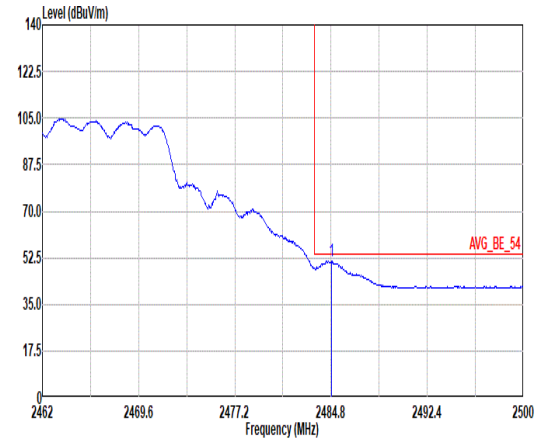 Site : 03CH22-HY Condition: AVG_BE_54 3m DRH18-E_LE2C04A18EN VERTICAL : RBW:1000.000kHz VBW:1.100kHz SWT:Auto Freq Level Limit Line Margin Read Level Ant Factor Cable Loss Preamp Factor Aux Factor APos TPos Remark MHz dBuV/m dBuV/m dB dBuV dB/m dB dB dB cm deg 1 2484.84 51.12 54.00 -2.88 37.91 26.90 8.69 32.41 10.03 373 360 AVERAGE	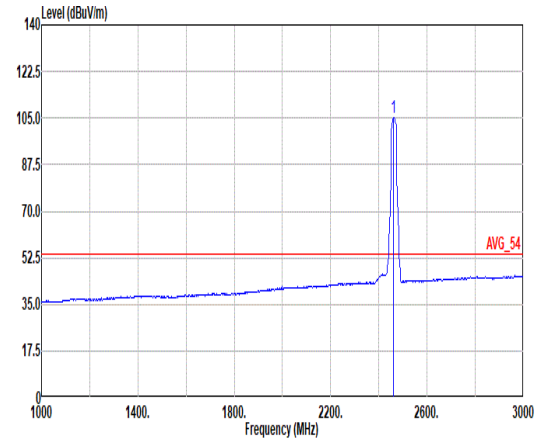 Site : 03CH22-HY Condition: AVG_54 3m DRH18-E_LE2C04A18EN VERTICAL : RBW:1000.000kHz VBW:1.100kHz SWT:Auto Freq Level Limit Line Margin Read Level Ant Factor Cable Loss Preamp Factor Aux Factor APos TPos Remark MHz dBuV/m dBuV/m dB dBuV dB/m dB dB dB cm deg 1 2462.00 105.29 ------ ------ 92.21 26.80 8.65 32.40 10.03 373 360 AVERAGE

Mode	15	
	Harmonic	
	2400-2483.5_802.11ax HE20_CH11_Full RU_2462MHz	
ANT	1+2 (CDD)	
Pol.	Horizontal	Vertical
Peak Avg.	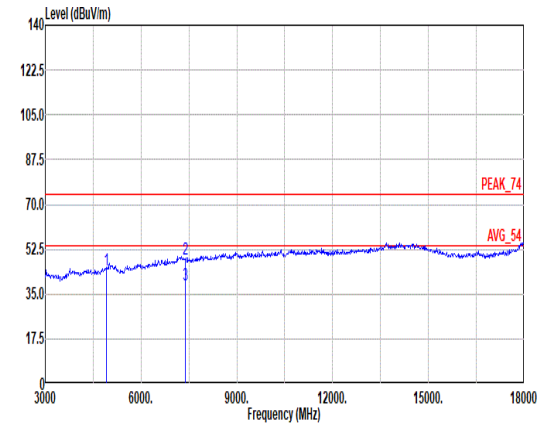 Site : 03CH22-HY Condition: PEAK_74 3m 9120D_1212_240321 HORIZONTAL Freq Level Limit Line Margin Read Level Ant Factor Cable Loss Preamp Factor Aux Factor APos TPos Remark MHz dBuV/m dBuV/m dB dBuV dB/m dB dB dB cm deg 1 4924.00 44.53 74.00 -29.47 32.16 32.76 12.39 33.48 0.70 -- -- Peak 2 7386.00 48.65 74.00 -25.35 31.69 36.76 15.45 35.89 0.64 -- -- Peak 3 7386.00 38.70 54.00 -15.30 21.74 36.76 15.45 35.89 0.64 -- -- Average	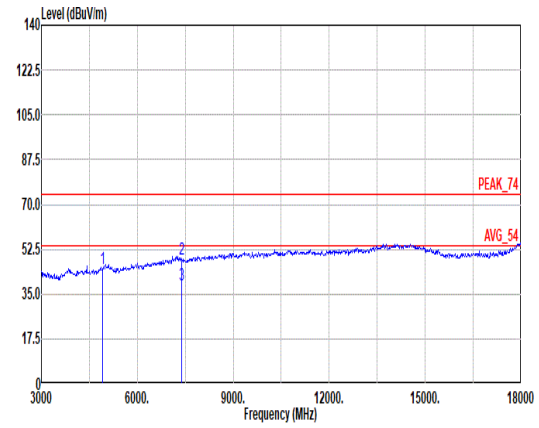 Site : 03CH22-HY Condition: PEAK_74 3m 9120D_1212_240321 VERTICAL Freq Level Limit Line Margin Read Level Ant Factor Cable Loss Preamp Factor Aux Factor APos TPos Remark MHz dBuV/m dBuV/m dB dBuV dB/m dB dB dB cm deg 1 4924.00 45.16 74.00 -28.84 32.79 32.76 12.39 33.48 0.70 -- -- Peak 2 7386.00 48.68 74.00 -25.32 31.72 36.76 15.45 35.89 0.64 -- -- Peak 3 7386.00 38.74 54.00 -15.26 21.78 36.76 15.45 35.89 0.64 -- -- Average

Mode	15	
	Harmonic	
	2400-2483.5_802.11ax HE20_CH11_Full RU_2462MHz	
ANT	1+2 (CDD)	
Pol.	Horizontal	Vertical
10.6G ~18G Avg.	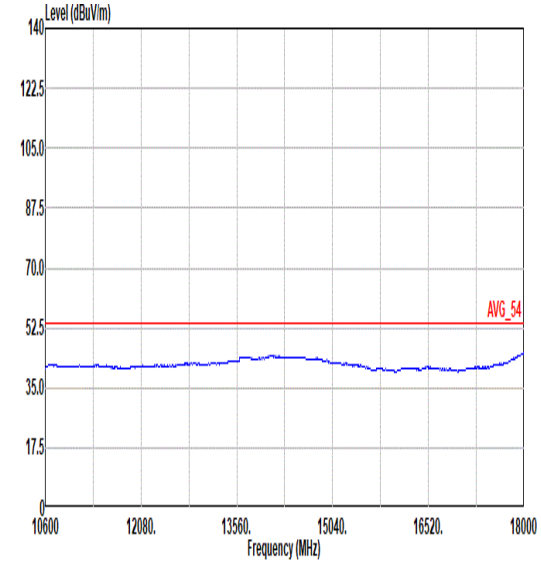 Site : 03CH22-HY Condition: AVG_54 3m 9120D_1212_240321 HORIZONTAL	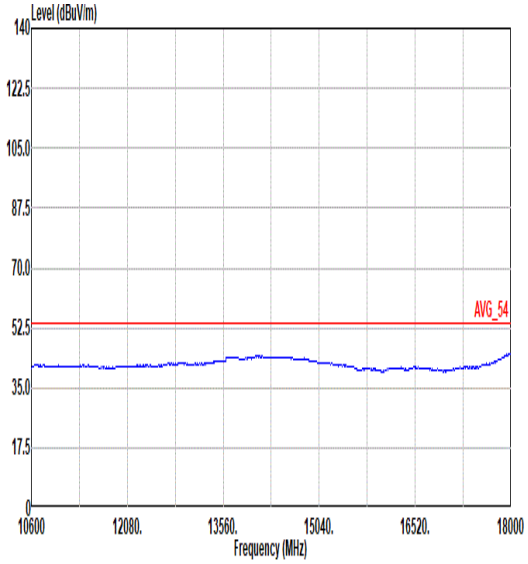 Site : 03CH22-HY Condition: AVG_54 3m 9120D_1212_240321 VERTICAL

Mode	16	
	Band Edge - L	
	2400-2483.5_802.11ax HE40_CH03_Full RU_2422MHz	
ANT	1+2 (CDD)	
Pol.	Horizontal	Fundamental
Peak	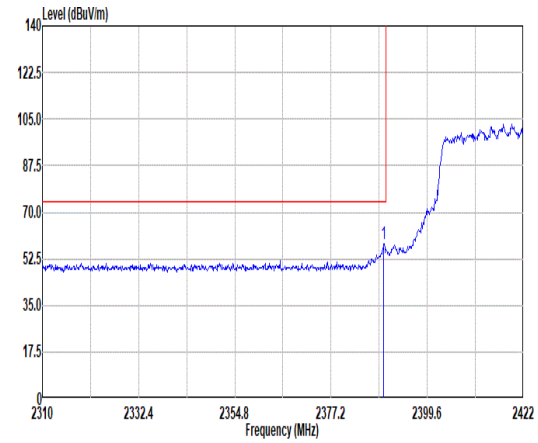 Site : 03CH22-HY Condition: PEAK_BE_74 3m DRH18-E_LE2C04A18EN HORIZONTAL : RBW:1000.000kHz VBW:3000.000kHz SWT:Auto Freq Level Limit Line Margin Read Level Ant Factor Cable Loss Preamp Factor Aux Factor APos TPos Remark MHz dBuV/m dBuV/m dB dBuV dB/m dB dB dB cm deg 1 2389.52 57.98 74.00 -16.02 44.88 26.90 8.52 32.35 10.03 100 17 PEAK	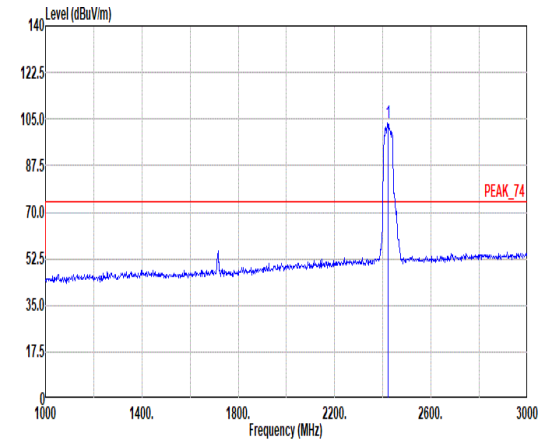 Site : 03CH22-HY Condition: PEAK_74 3m DRH18-E_LE2C04A18EN HORIZONTAL : RBW:1000.000kHz VBW:3000.000kHz SWT:Auto Freq Level Limit Line Margin Read Level Ant Factor Cable Loss Preamp Factor Aux Factor APos TPos Remark MHz dBuV/m dBuV/m dB dBuV dB/m dB dB dB cm deg 1 2422.00 103.33 ------ ------ 90.19 26.90 8.58 32.37 10.03 100 17 PEAK
Avg.	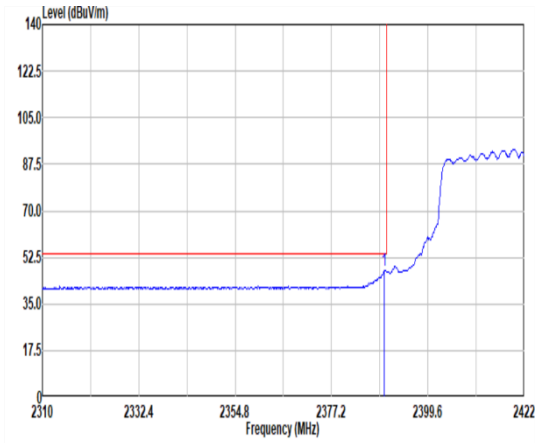 Site : 03CH22-HY Condition: AVG_BE_54 3m DRH18-E_LE2C04A18EN HORIZONTAL : RBW:1000.000kHz VBW:2.000kHz SWT:Auto Freq Level Limit Line Margin Read Level Ant Factor Cable Loss Preamp Factor Aux Factor APos TPos Remark MHz dBuV/m dBuV/m dB dBuV dB/m dB dB dB cm deg 1 2389.41 47.77 54.00 -6.23 34.66 26.91 8.52 32.35 10.03 100 17 AVERAGE	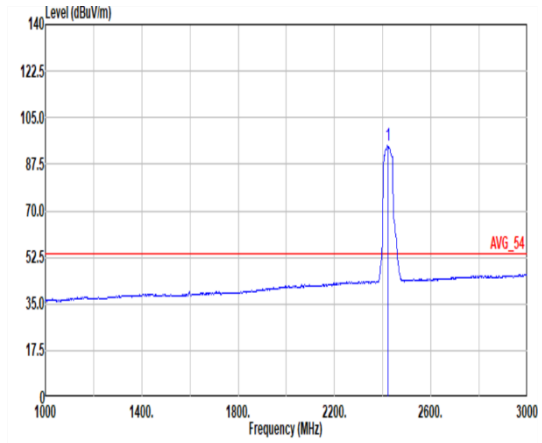 Site : 03CH22-HY Condition: AVG_54 3m DRH18-E_LE2C04A18EN HORIZONTAL : RBW:1000.000kHz VBW:2.000kHz SWT:Auto Freq Level Limit Line Margin Read Level Ant Factor Cable Loss Preamp Factor Aux Factor APos TPos Remark MHz dBuV/m dBuV/m dB dBuV dB/m dB dB dB cm deg 1 2422.00 94.36 ------ ------ 81.22 26.90 8.58 32.37 10.03 100 17 AVERAGE

Mode	16	
	Band Edge - R	
	2400-2483.5_802.11ax HE40_CH03_Full RU_2422MHz	
ANT	1+2 (CDD)	
Pol.	Horizontal	Fundamental
Peak	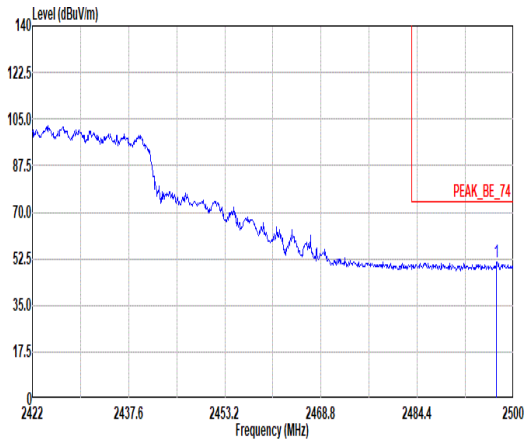 Site : 03CH22-HY Condition: PEAK_BE_74 3m DRH18-E_LE2C04A18EN HORIZONTAL : RBW:1000.000kHz VBW:3000.000kHz SWT:Auto Limit Read Ant Cable Preamp Aux APos TPos Freq Level Line Margin Level Factor Loss Factor Factor Remark MHz dBuV/m dBuV/m dB dBuV dB/m dB dB dB cm deg 1 2497.27 51.36 74.00 -22.64 38.06 26.97 8.72 32.42 10.03 100 17 PEAK	Blank
Avg.	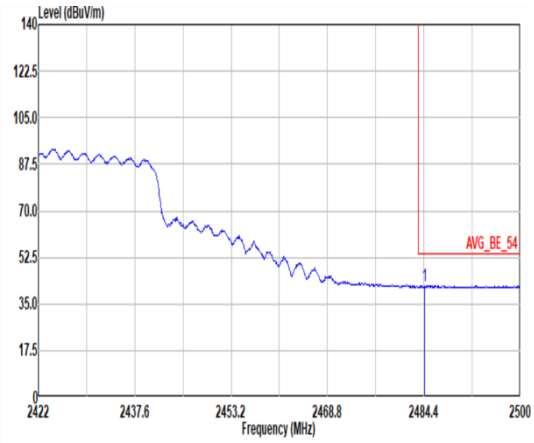 Site : 03CH22-HY Condition: AVG_BE_54 3m DRH18-E_LE2C04A18EN HORIZONTAL : RBW:1000.000kHz VBW:2.000kHz SWT:Auto Limit Read Ant Cable Preamp Aux APos TPos Freq Level Line Margin Level Factor Loss Factor Factor Remark MHz dBuV/m dBuV/m dB dBuV dB/m dB dB dB cm deg 1 2484.56 41.76 54.00 -12.24 28.55 26.90 8.69 32.41 10.03 100 17 AVERAGE	Blank

Mode	16	
	Band Edge - L	
	2400-2483.5_802.11ax HE40_CH03_Full RU_2422MHz	
ANT	1+2 (CDD)	
Pol.	Vertical	Fundamental
Peak	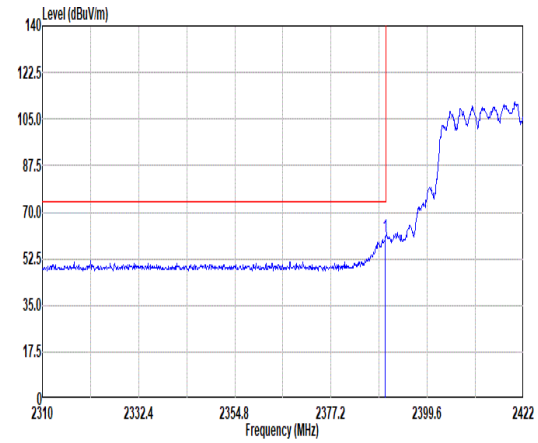 Site : 03CH22-HY Condition: PEAK_BE_74 3m DRH18-E_LE2C04A18EN VERTICAL : RBW:1000.000kHz VBW:3000.000kHz SWT:Auto Freq Level Limit Line Margin Read Level Ant Factor Cable Loss Preamp Factor Aux Factor APos TPos Remark MHz dBuV/m dBuV/m dB dBuV dB/m dB dB dB cm deg 1 2389.86 60.78 74.00 -13.22 47.68 26.90 8.52 32.35 10.03 100 14 PEAK	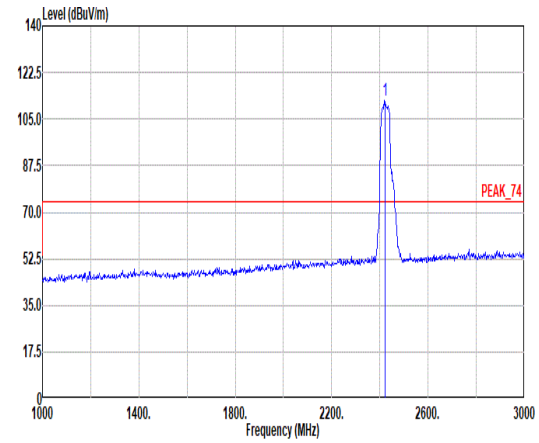 Site : 03CH22-HY Condition: PEAK_74 3m DRH18-E_LE2C04A18EN VERTICAL : RBW:1000.000kHz VBW:3000.000kHz SWT:Auto Freq Level Limit Line Margin Read Level Ant Factor Cable Loss Preamp Factor Aux Factor APos TPos Remark MHz dBuV/m dBuV/m dB dBuV dB/m dB dB dB cm deg 1 2422.00 111.78 ------ ------ 98.63 26.92 8.57 32.37 10.03 100 14 PEAK
Avg.	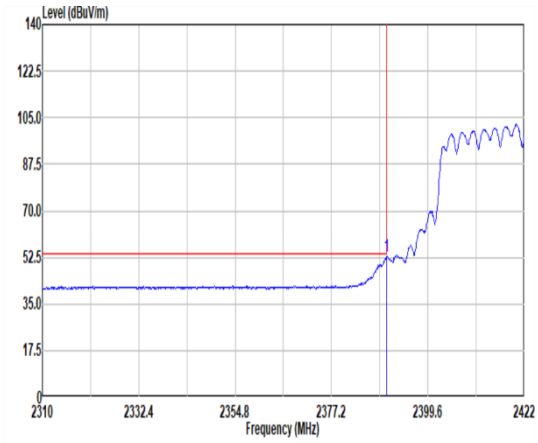 Site : 03CH22-HY Condition: AVG_BE_54 3m DRH18-E_LE2C04A18EN VERTICAL : RBW:1000.000kHz VBW:2.000kHz SWT:Auto Freq Level Limit Line Margin Read Level Ant Factor Cable Loss Preamp Factor Aux Factor APos TPos Remark MHz dBuV/m dBuV/m dB dBuV dB/m dB dB dB cm deg 1 2389.97 52.60 54.00 -1.40 39.50 26.90 8.52 32.35 10.03 100 14 AVERAGE	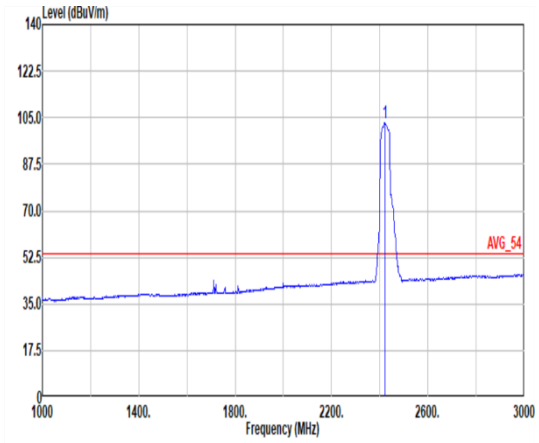 Site : 03CH22-HY Condition: AVG_54 3m DRH18-E_LE2C04A18EN VERTICAL : RBW:1000.000kHz VBW:2.000kHz SWT:Auto Freq Level Limit Line Margin Read Level Ant Factor Cable Loss Preamp Factor Aux Factor APos TPos Remark MHz dBuV/m dBuV/m dB dBuV dB/m dB dB dB cm deg 1 2422.00 103.05 ------ ------ 89.91 26.90 8.58 32.37 10.03 100 14 AVERAGE

Mode	16	
	Band Edge - R	
	2400-2483.5_802.11ax HE40_CH03_Full RU_2422MHz	
ANT	1+2 (CDD)	
Pol.	Vertical	Fundamental
Peak	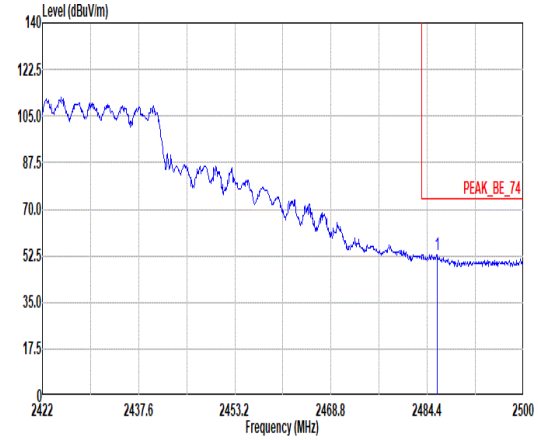 Site : 03CH22-HY Condition: PEAK_BE_74 3m DRH18-E_LE2C04A18EN VERTICAL : RBW:1000.000kHz VBW:3000.000kHz SWT:Auto Limit Read Ant Cable Preamp Aux APos TPos Freq Level Line Margin Level Factor Loss Factor Factor Remark MHz dBuV/m dBuV/m dB dBuV dB/m dB dB dB cm deg 1 2485.96 52.94 74.00 -21.06 39.73 26.90 8.69 32.41 10.03 100 14 PEAK	Blank
Avg.	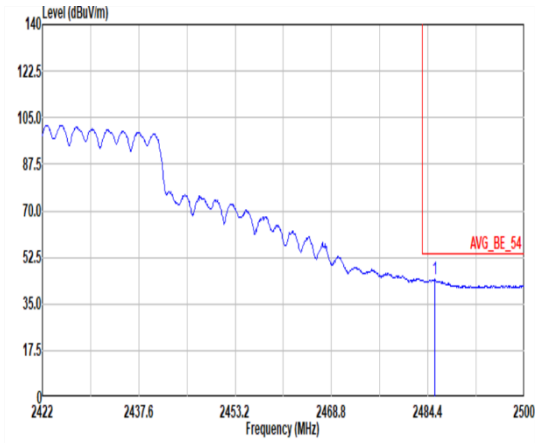 Site : 03CH22-HY Condition: AVG_BE_54 3m DRH18-E_LE2C04A18EN VERTICAL : RBW:1000.000kHz VBW:2.000kHz SWT:Auto Limit Read Ant Cable Preamp Aux APos TPos Freq Level Line Margin Level Factor Loss Factor Factor Remark MHz dBuV/m dBuV/m dB dBuV dB/m dB dB dB cm deg 1 2485.57 44.18 54.00 -9.82 30.97 26.90 8.69 32.41 10.03 100 14 AVERAGE	Blank

Mode	16	
	Harmonic	
	2400-2483.5_802.11ax HE40_CH03_Full RU_2422MHz	
ANT	1+2 (CDD)	
Pol.	Horizontal	Vertical
Peak Avg.	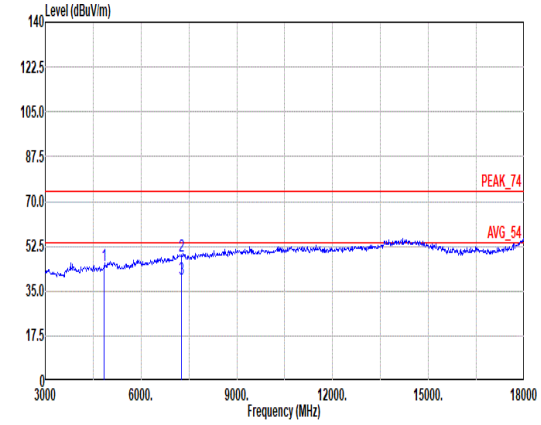 Site : 03CH22-HY Condition: PEAK_74 3m 9120D_1212_240321 HORIZONTAL Freq Level Limit Line Margin Read Level Ant Factor Cable Loss Preamp Factor Aux Factor APos TPos Remark MHz dBuV/m dBuV/m dB dBuV dB/m dB dB dB cm deg 1 4844.00 44.69 74.00 -29.31 32.77 32.36 12.34 33.49 0.71 -- -- Peak 2 7266.00 48.75 74.00 -25.25 31.54 37.07 15.31 35.81 0.64 -- -- Peak 3 7266.00 39.74 54.00 -14.26 22.53 37.07 15.31 35.81 0.64 -- -- Average	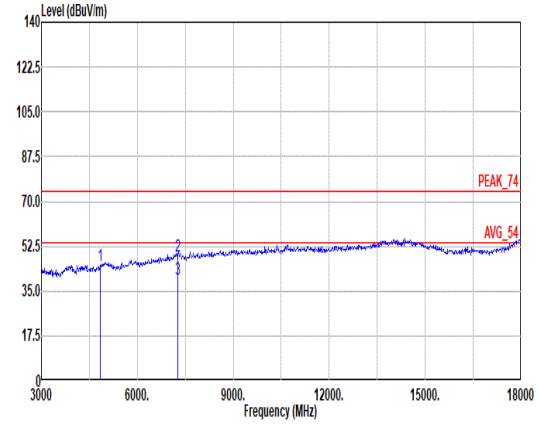 Site : 03CH22-HY Condition: PEAK_74 3m 9120D_1212_240321 VERTICAL Freq Level Limit Line Margin Read Level Ant Factor Cable Loss Preamp Factor Aux Factor APos TPos Remark MHz dBuV/m dBuV/m dB dBuV dB/m dB dB dB cm deg 1 4844.00 44.67 74.00 -29.33 32.75 32.36 12.34 33.49 0.71 -- -- Peak 2 7266.00 48.80 74.00 -25.20 31.59 37.07 15.31 35.81 0.64 -- -- Peak 3 7266.00 39.80 54.00 -14.20 22.59 37.07 15.31 35.81 0.64 -- -- Average

Mode	16	
	Harmonic	
	2400-2483.5_802.11ax HE40_CH03_Full RU_2422MHz	
ANT	1+2 (CDD)	
Pol.	Horizontal	Vertical
10.6G ~18G Avg.	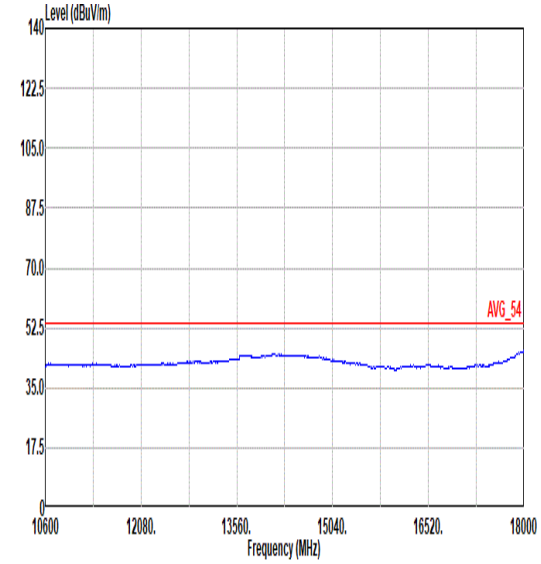 Site : 03CH22-HY Condition: AVG_54 3m 9120D_1212_240321 HORIZONTAL	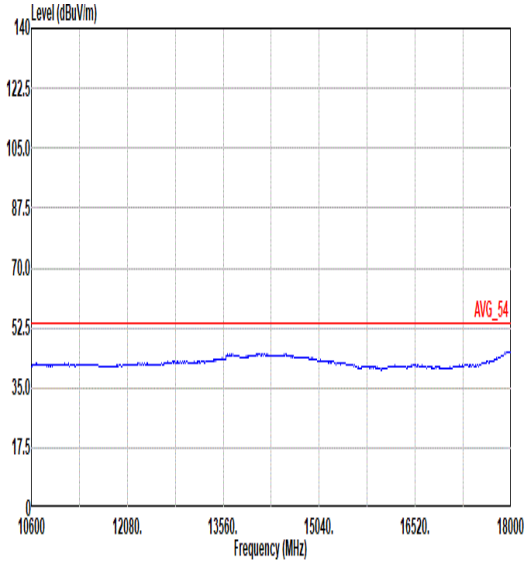 Site : 03CH22-HY Condition: AVG_54 3m 9120D_1212_240321 VERTICAL

Mode	17	
	Band Edge - L	
	2400-2483.5_802.11ax HE40_CH06_Full RU_2437MHz	
ANT	1+2 (CDD)	
Pol.	Horizontal	Fundamental
Peak	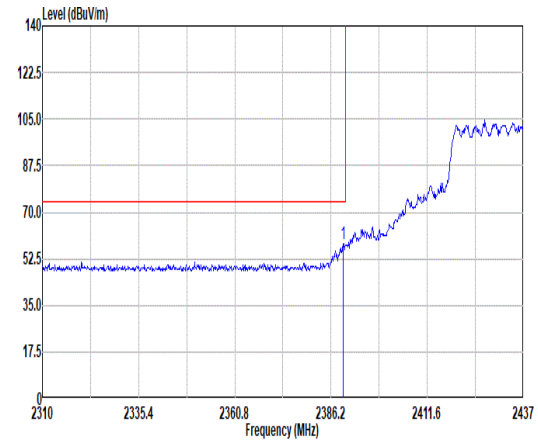 Site : 03CH22-HY Condition: PEAK_BE_74 3m DRH18-E_LE2C04A18EN HORIZONTAL : RBW:1000.000kHz VBW:3000.000kHz SWT:Auto Freq Level Limit Line Margin Read Level Ant Factor Cable Loss Preamp Factor Aux Factor APos TPos Remark MHz dBuV/m dBuV/m dB dBuV dB/m dB dB dB cm deg 1 2389.50 58.24 74.00 -15.76 45.14 26.90 8.52 32.35 10.03 100 18 PEAK	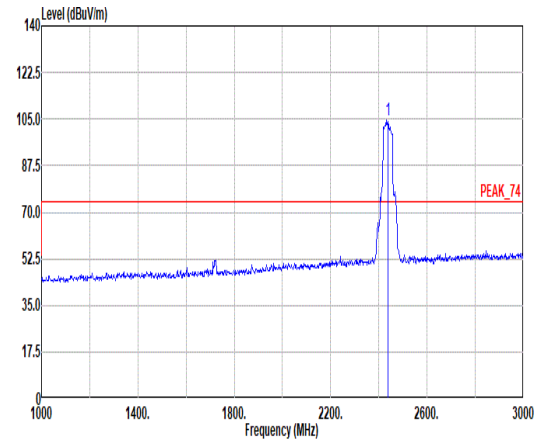 Site : 03CH22-HY Condition: PEAK_74 3m DRH18-E_LE2C04A18EN HORIZONTAL : RBW:1000.000kHz VBW:3000.000kHz SWT:Auto Freq Level Limit Line Margin Read Level Ant Factor Cable Loss Preamp Factor Aux Factor APos TPos Remark MHz dBuV/m dBuV/m dB dBuV dB/m dB dB dB cm deg 1 2437.00 104.47 ------ ------ 91.43 26.80 8.59 32.38 10.03 100 18 PEAK
Avg.	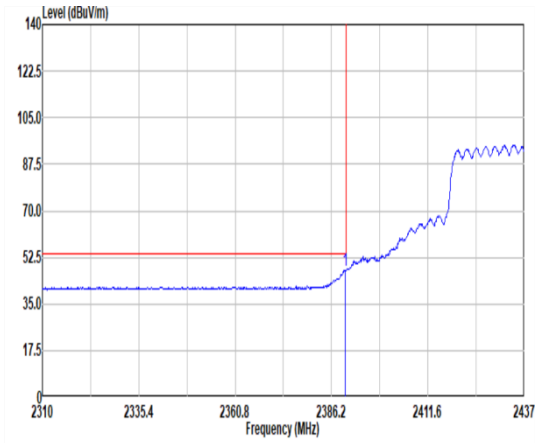 Site : 03CH22-HY Condition: AVG_BE_54 3m DRH18-E_LE2C04A18EN HORIZONTAL : RBW:1000.000kHz VBW:2.000kHz SWT:Auto Freq Level Limit Line Margin Read Level Ant Factor Cable Loss Preamp Factor Aux Factor APos TPos Remark MHz dBuV/m dBuV/m dB dBuV dB/m dB dB dB cm deg 1 2389.76 47.37 54.00 -6.63 34.27 26.90 8.52 32.35 10.03 100 18 AVERAGE	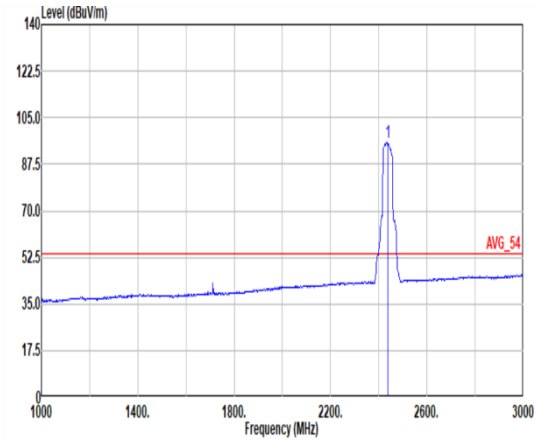 Site : 03CH22-HY Condition: AVG_54 3m DRH18-E_LE2C04A18EN HORIZONTAL : RBW:1000.000kHz VBW:2.000kHz SWT:Auto Freq Level Limit Line Margin Read Level Ant Factor Cable Loss Preamp Factor Aux Factor APos TPos Remark MHz dBuV/m dBuV/m dB dBuV dB/m dB dB dB cm deg 1 2437.00 95.67 ------ ------ 82.62 26.80 8.60 32.38 10.03 100 18 AVERAGE

Mode	17	
	Band Edge - R	
	2400-2483.5_802.11ax HE40_CH06_Full RU_2437MHz	
ANT	1+2 (CDD)	
Pol.	Horizontal	Fundamental
Peak	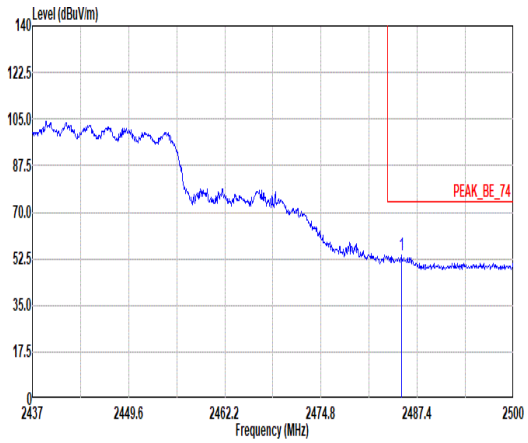 Site : 03CH22-HY Condition: PEAK_BE_74 3m DRH18-E_LE2C04A18EN HORIZONTAL : RBW:1000.000kHz VBW:3000.000kHz SWT:Auto Freq Level Limit Line Margin Read Level Ant Factor Cable Loss Preamp Factor Aux Factor APos TPos Remark MHz dBuV/m dBuV/m dB dBuV dB/m dB dB dB cm deg 1 2485.38 53.75 74.00 -20.25 40.54 26.90 8.69 32.41 10.03 100 18 PEAK	Blank
Avg.	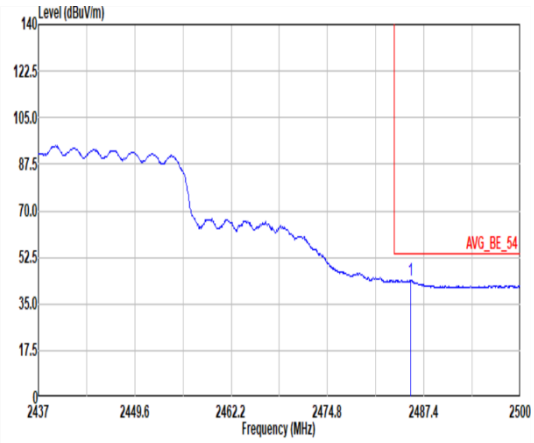 Site : 03CH22-HY Condition: AVG_BE_54 3m DRH18-E_LE2C04A18EN HORIZONTAL : RBW:1000.000kHz VBW:2.000kHz SWT:Auto Freq Level Limit Line Margin Read Level Ant Factor Cable Loss Preamp Factor Aux Factor APos TPos Remark MHz dBuV/m dBuV/m dB dBuV dB/m dB dB dB cm deg 1 2485.64 44.00 54.00 -10.00 30.79 26.90 8.69 32.41 10.03 100 18 AVERAGE	Blank

Mode	17	
	Band Edge - L	
	2400-2483.5_802.11ax HE40_CH06_Full RU_2437MHz	
ANT	1+2 (CDD)	
Pol.	Vertical	Fundamental
Peak	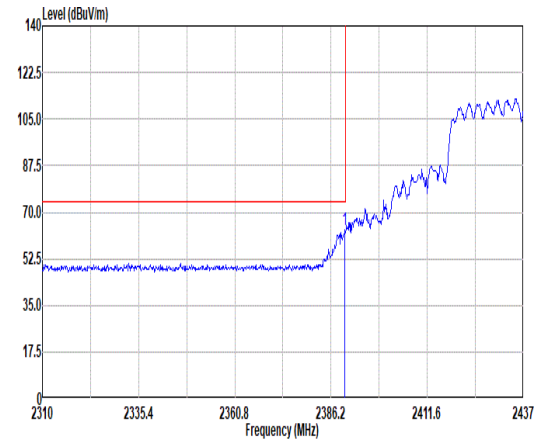 Site : 03CH22-HY Condition: PEAK_BE_74 3m DRH18-E_LE2C04A18EN VERTICAL : RBW:1000.000kHz VBW:3000.000kHz SWT:Auto Freq Level Limit Line Margin Read Level Ant Factor Cable Loss Preamp Factor Aux Factor APos TPos Remark MHz dBuV/m dBuV/m dB dBuV dB/m dB dB dB cm deg 1 2389.88 63.19 74.00 -10.81 50.09 26.90 8.52 32.35 10.03 105 14 PEAK	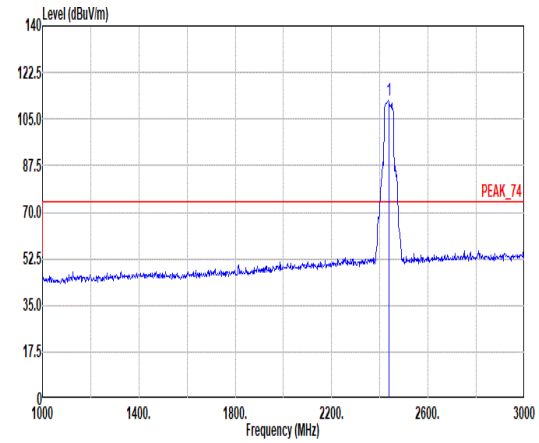 Site : 03CH22-HY Condition: PEAK_74 3m DRH18-E_LE2C04A18EN VERTICAL : RBW:1000.000kHz VBW:3000.000kHz SWT:Auto Freq Level Limit Line Margin Read Level Ant Factor Cable Loss Preamp Factor Aux Factor APos TPos Remark MHz dBuV/m dBuV/m dB dBuV dB/m dB dB dB cm deg 1 2437.00 111.90 ------ ------ 98.85 26.80 8.60 32.38 10.03 105 14 PEAK
Avg.	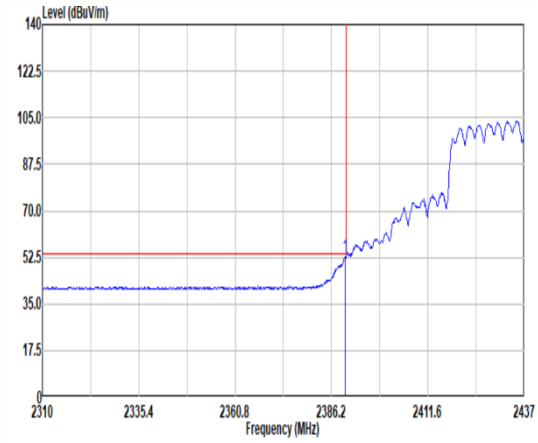 Site : 03CH22-HY Condition: AVG_BE_54 3m DRH18-E_LE2C04A18EN VERTICAL : RBW:1000.000kHz VBW:2.000kHz SWT:Auto Freq Level Limit Line Margin Read Level Ant Factor Cable Loss Preamp Factor Aux Factor APos TPos Remark MHz dBuV/m dBuV/m dB dBuV dB/m dB dB dB cm deg 1 2389.88 52.85 54.00 -1.15 39.75 26.90 8.52 32.35 10.03 105 14 AVERAGE	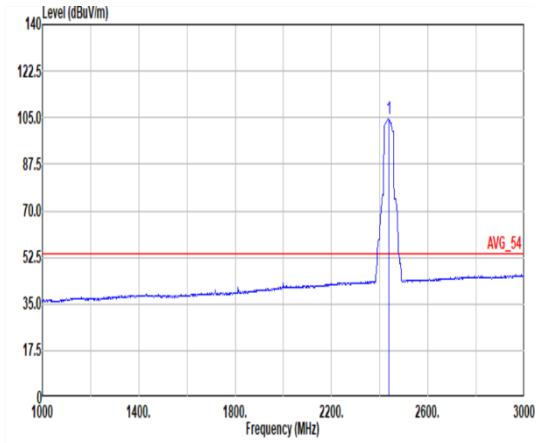 Site : 03CH22-HY Condition: AVG_54 3m DRH18-E_LE2C04A18EN VERTICAL : RBW:1000.000kHz VBW:2.000kHz SWT:Auto Freq Level Limit Line Margin Read Level Ant Factor Cable Loss Preamp Factor Aux Factor APos TPos Remark MHz dBuV/m dBuV/m dB dBuV dB/m dB dB dB cm deg 1 2437.00 104.67 ------ ------ 91.62 26.80 8.60 32.38 10.03 105 14 AVERAGE

Mode	17	
	Band Edge - R	
	2400-2483.5_802.11ax HE40_CH06_Full RU_2437MHz	
ANT	1+2 (CDD)	
Pol.	Vertical	Fundamental
Peak	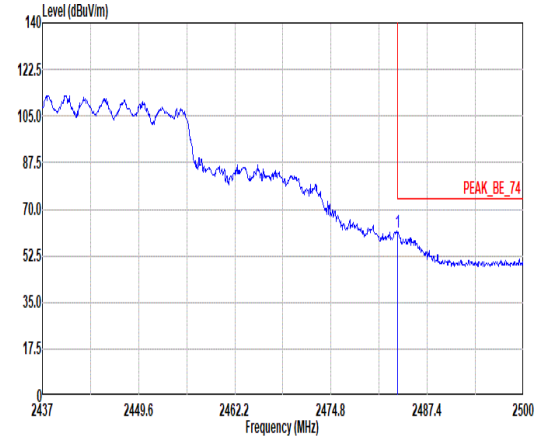 Site : 03CH22-HY Condition: PEAK_BE_74 3m DRH18-E_LE2C04A18EN VERTICAL : RBW:1000.000kHz VBW:3000.000kHz SWT:Auto Limit Read Ant Cable Preamp Aux APos TPos Freq Level Line Margin Level Factor Loss Factor Factor Remark MHz dBuV/m dBuV/m dB dBuV dB/m dB dB dB cm deg 1 2483.56 61.17 74.00 -12.83 47.96 26.90 8.69 32.41 10.03 105 14 PEAK	Blank
Avg.	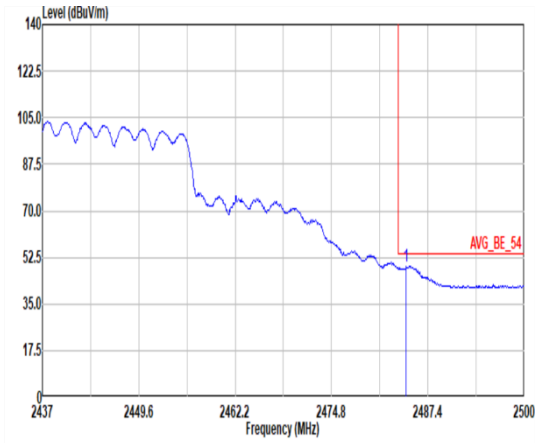 Site : 03CH22-HY Condition: AVG_BE_54 3m DRH18-E_LE2C04A18EN VERTICAL : RBW:1000.000kHz VBW:2.000kHz SWT:Auto Limit Read Ant Cable Preamp Aux APos TPos Freq Level Line Margin Level Factor Loss Factor Factor Remark MHz dBuV/m dBuV/m dB dBuV dB/m dB dB dB cm deg 1 2484.57 48.94 54.00 -5.06 35.73 26.90 8.69 32.41 10.03 105 14 AVERAGE	Blank

Mode	17	
	Harmonic	
	2400-2483.5_802.11ax HE40_CH06_Full RU_2437MHz	
ANT	1+2 (CDD)	
Pol.	Horizontal	Vertical
Peak Avg.	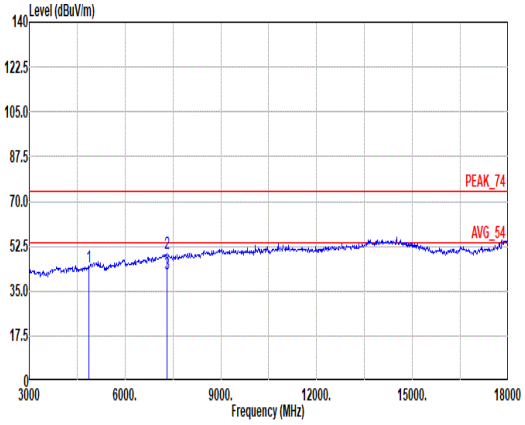 Site : 03CH22-HY Condition: PEAK_74 3m 9120D_1212_240321 HORIZONTAL Freq Level Limit Line Margin Read Level Ant Factor Cable Loss Preamp Factor Aux Factor APos TPos Remark MHz dBuV/m dBuV/m dB dBuV dB/m dB dB dB cm deg 1 4874.00 44.52 74.00 -29.48 32.44 32.50 12.36 33.49 0.71 -- -- Peak 2 7311.00 49.44 74.00 -24.56 32.30 36.98 15.36 35.84 0.64 -- -- Peak 3 7311.00 41.67 54.00 -12.33 24.53 36.98 15.36 35.84 0.64 -- -- Average	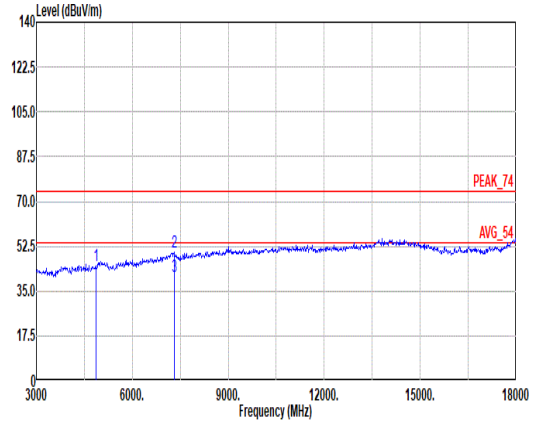 Site : 03CH22-HY Condition: PEAK_74 3m 9120D_1212_240321 VERTICAL Freq Level Limit Line Margin Read Level Ant Factor Cable Loss Preamp Factor Aux Factor APos TPos Remark MHz dBuV/m dBuV/m dB dBuV dB/m dB dB dB cm deg 1 4874.00 45.00 74.00 -29.00 32.92 32.50 12.36 33.49 0.71 -- -- Peak 2 7311.00 50.00 74.00 -24.00 32.86 36.98 15.36 35.84 0.64 -- -- Peak 3 7311.00 40.49 54.00 -13.51 23.35 36.98 15.36 35.84 0.64 -- -- Average

Mode	17	
	Harmonic	
	2400-2483.5_802.11ax HE40_CH06_Full RU_2437MHz	
ANT	1+2 (CDD)	
Pol.	Horizontal	Vertical
10.6G ~18G Avg.	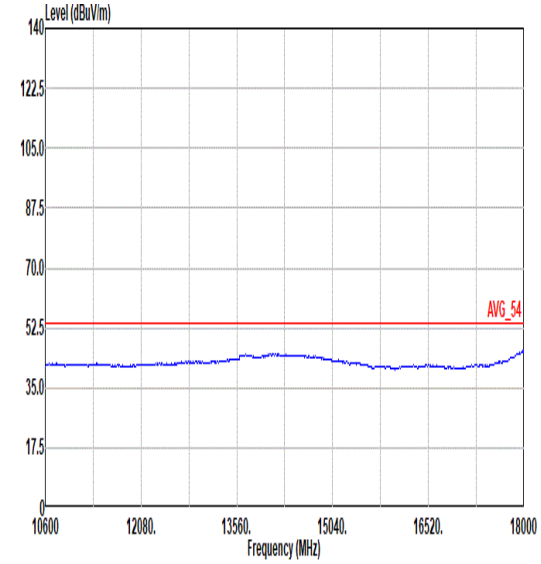 Site : 03CH22-HY Condition: AVG_54 3m 9120D_1212_240321 HORIZONTAL	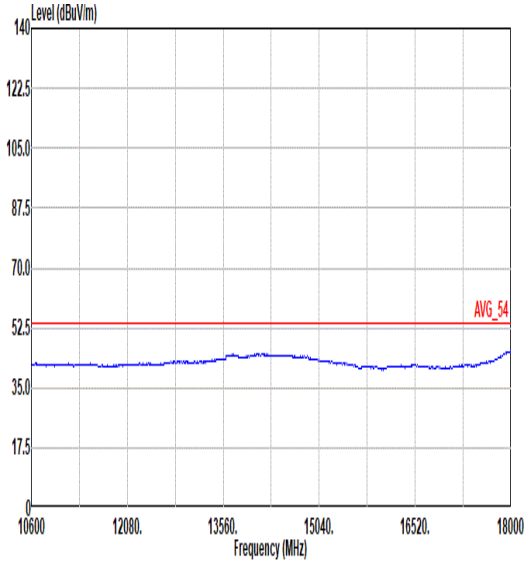 Site : 03CH22-HY Condition: AVG_54 3m 9120D_1212_240321 VERTICAL

Mode	18	
	Band Edge - L	
	2400-2483.5_802.11ax HE40_CH09_Full RU_2452MHz	
ANT	1+2 (CDD)	
Pol.	Horizontal	Fundamental
Peak	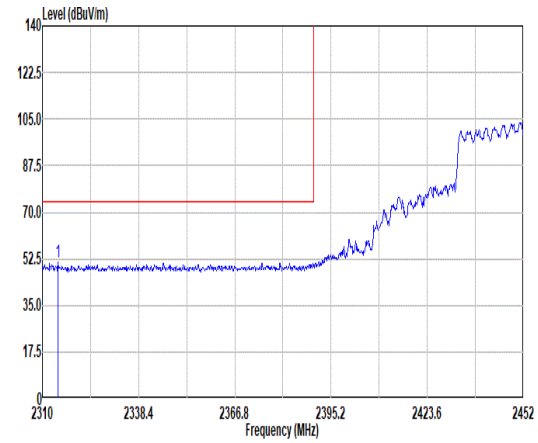 Site : 03CH22-HY Condition: PEAK_BE_74 3m DRH18-E_LE2C04A18EN HORIZONTAL : RBW:1000.000kHz VBW:3000.000kHz SWT:Auto Freq Level Limit Line Margin Read Level Ant Factor Cable Loss Preamp Factor Aux Factor APos TPos Remark MHz dBuV/m dBuV/m dB dBuV dB/m dB dB dB cm deg 1 2314.69 51.25 74.00 -22.75 38.10 27.05 8.38 32.31 10.03 100 124 PEAK	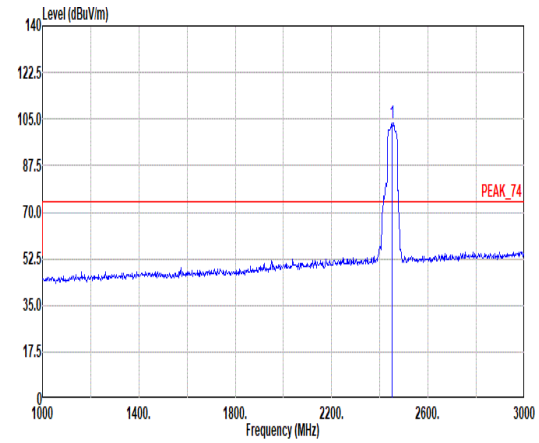 Site : 03CH22-HY Condition: PEAK_74 3m DRH18-E_LE2C04A18EN HORIZONTAL : RBW:1000.000kHz VBW:3000.000kHz SWT:Auto Freq Level Limit Line Margin Read Level Ant Factor Cable Loss Preamp Factor Aux Factor APos TPos Remark MHz dBuV/m dBuV/m dB dBuV dB/m dB dB dB cm deg 1 2452.00 103.39 ------ ------ 90.29 26.82 8.64 32.39 10.03 100 124 PEAK
Avg.	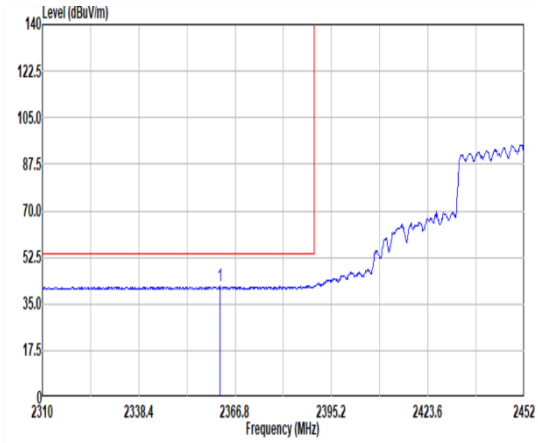 Site : 03CH22-HY Condition: AVG_BE_54 3m DRH18-E_LE2C04A18EN HORIZONTAL : RBW:1000.000kHz VBW:2.000kHz SWT:Auto Freq Level Limit Line Margin Read Level Ant Factor Cable Loss Preamp Factor Aux Factor APos TPos Remark MHz dBuV/m dBuV/m dB dBuV dB/m dB dB dB cm deg 1 2362.26 41.86 54.00 -12.14 28.70 27.00 8.47 32.34 10.03 100 124 AVERAGE	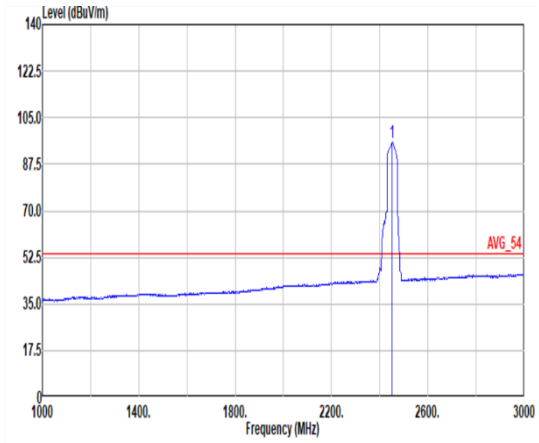 Site : 03CH22-HY Condition: AVG_54 3m DRH18-E_LE2C04A18EN HORIZONTAL : RBW:1000.000kHz VBW:2.000kHz SWT:Auto Freq Level Limit Line Margin Read Level Ant Factor Cable Loss Preamp Factor Aux Factor APos TPos Remark MHz dBuV/m dBuV/m dB dBuV dB/m dB dB dB cm deg 1 2452.00 95.75 ------ ------ 82.61 26.86 8.64 32.39 10.03 100 124 AVERAGE

Mode	18	
	Band Edge - R	
	2400-2483.5_802.11ax HE40_CH09_Full RU_2452MHz	
ANT	1+2 (CDD)	
Pol.	Horizontal	Fundamental
Peak	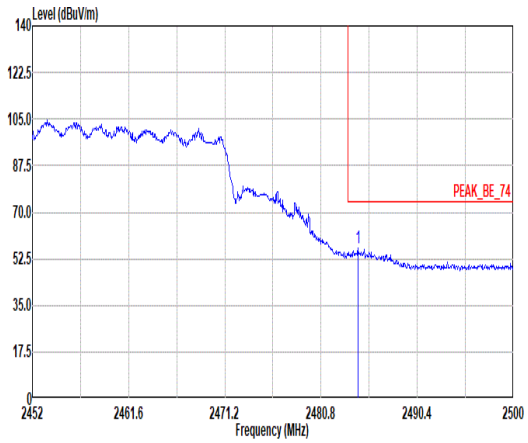 Site : 03CH22-HY Condition: PEAK_BE_74 3m DRH18-E_LE2C04A18EN HORIZONTAL : RBW:1000.000kHz VBW:3000.000kHz SWT:Auto Limit Read Ant Cable Preamp Aux APos TPos Freq Level Line Margin Level Factor Loss Factor Factor Remark MHz dBuV/m dBuV/m dB dBuV dB/m dB dB dB cm deg 1 2484.50 56.63 74.00 -17.37 43.42 26.90 8.69 32.41 10.03 100 124 PEAK	Blank
Avg.	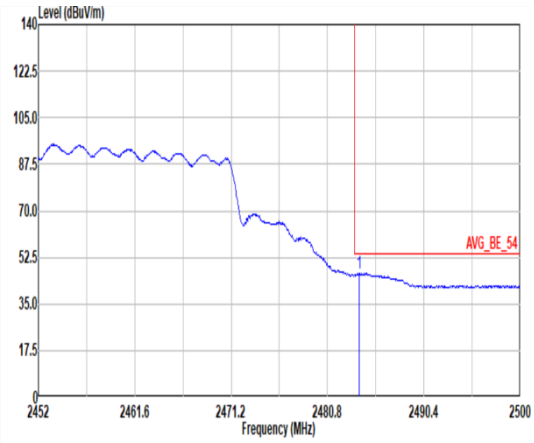 Site : 03CH22-HY Condition: AVG_BE_54 3m DRH18-E_LE2C04A18EN HORIZONTAL : RBW:1000.000kHz VBW:2.000kHz SWT:Auto Limit Read Ant Cable Preamp Aux APos TPos Freq Level Line Margin Level Factor Loss Factor Factor Remark MHz dBuV/m dBuV/m dB dBuV dB/m dB dB dB cm deg 1 2483.97 46.56 54.00 -7.44 33.35 26.90 8.69 32.41 10.03 100 124 AVERAGE	Blank

Mode	18	
	Band Edge - L	
	2400-2483.5_802.11ax HE40_CH09_Full RU_2452MHz	
ANT	1+2 (CDD)	
Pol.	Vertical	Fundamental
Peak	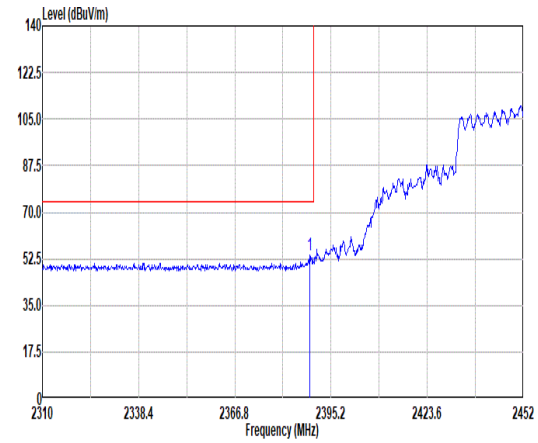 Site : 03CH22-HY Condition: PEAK_BE_74 3m DRH18-E_LE2C04A18EN VERTICAL : RBW:1000.000kHz VBW:3000.000kHz SWT:Auto Freq Level Limit Line Margin Read Level Ant Factor Cable Loss Preamp Factor Aux Factor APos TPos Remark MHz dBuV/m dBuV/m dB dBuV dB/m dB dB dB cm deg 1 2388.95 53.77 74.00 -20.23 40.66 26.91 8.52 32.35 10.03 375 360 PEAK	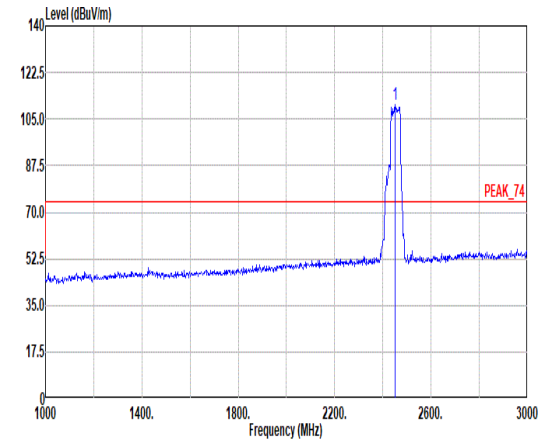 Site : 03CH22-HY Condition: PEAK_74 3m DRH18-E_LE2C04A18EN VERTICAL : RBW:1000.000kHz VBW:3000.000kHz SWT:Auto Freq Level Limit Line Margin Read Level Ant Factor Cable Loss Preamp Factor Aux Factor APos TPos Remark MHz dBuV/m dBuV/m dB dBuV dB/m dB dB dB cm deg 1 2452.00 110.20 ------ ------ 97.05 26.88 8.63 32.39 10.03 375 360 PEAK
Avg.	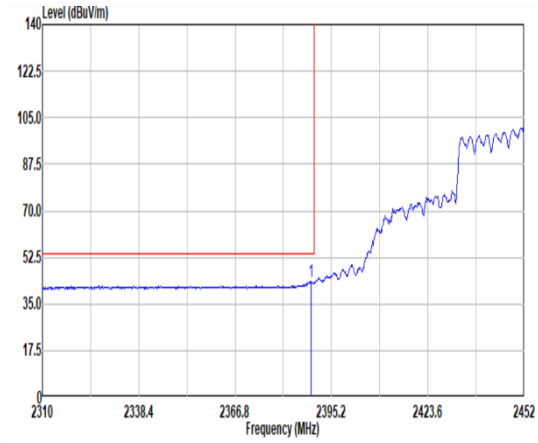 Site : 03CH22-HY Condition: AVG_BE_54 3m DRH18-E_LE2C04A18EN VERTICAL : RBW:1000.000kHz VBW:2.000kHz SWT:Auto Freq Level Limit Line Margin Read Level Ant Factor Cable Loss Preamp Factor Aux Factor APos TPos Remark MHz dBuV/m dBuV/m dB dBuV dB/m dB dB dB cm deg 1 2389.24 43.45 54.00 -10.55 30.34 26.91 8.52 32.35 10.03 375 360 AVERAGE	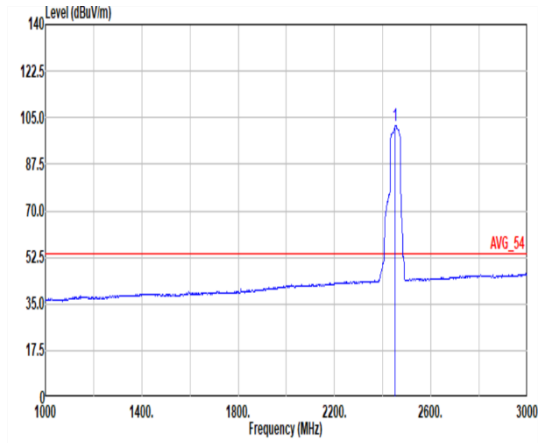 Site : 03CH22-HY Condition: AVG_54 3m DRH18-E_LE2C04A18EN VERTICAL : RBW:1000.000kHz VBW:2.000kHz SWT:Auto Freq Level Limit Line Margin Read Level Ant Factor Cable Loss Preamp Factor Aux Factor APos TPos Remark MHz dBuV/m dBuV/m dB dBuV dB/m dB dB dB cm deg 1 2452.00 101.91 ------ ------ 88.77 26.86 8.64 32.39 10.03 375 360 AVERAGE

Mode	18	
	Band Edge - R	
	2400-2483.5_802.11ax HE40_CH09_Full RU_2452MHz	
ANT	1+2 (CDD)	
Pol.	Vertical	Fundamental
Peak	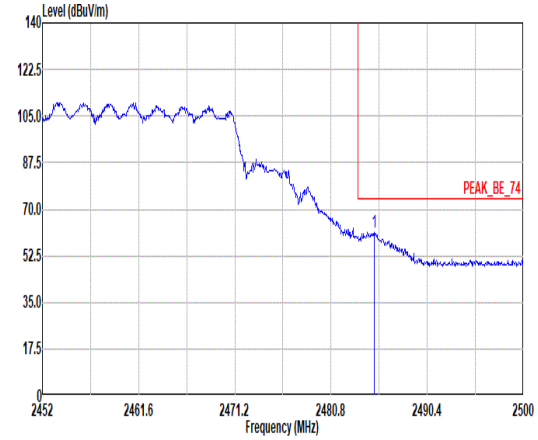 Site : 03CH22-HY Condition: PEAK_BE_74 3m DRH18-E_LE2C04A18EN VERTICAL : RBW:1000.000kHz VBW:3000.000kHz SWT:Auto Limit Read Ant Cable Preamp Aux APos TPos Freq Level Line Margin Level Factor Loss Factor Factor Remark MHz dBuV/m dBuV/m dB dBuV dB/m dB dB dB cm deg 1 2485.12 61.24 74.00 -12.76 48.03 26.90 8.69 32.41 10.03 375 360 PEAK	Blank
Avg.	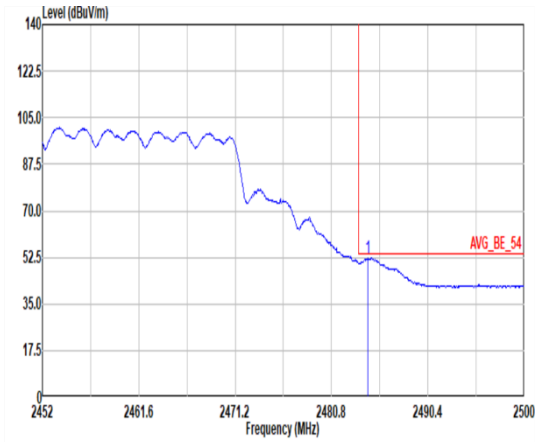 Site : 03CH22-HY Condition: AVG_BE_54 3m DRH18-E_LE2C04A18EN VERTICAL : RBW:1000.000kHz VBW:2.000kHz SWT:Auto Limit Read Ant Cable Preamp Aux APos TPos Freq Level Line Margin Level Factor Loss Factor Factor Remark MHz dBuV/m dBuV/m dB dBuV dB/m dB dB dB cm deg 1 2484.45 52.15 54.00 -1.85 38.94 26.90 8.69 32.41 10.03 375 360 AVERAGE	Blank

Mode	18	
	Harmonic	
	2400-2483.5_802.11ax HE40_CH09_Full RU_2452MHz	
ANT	1+2 (CDD)	
Pol.	Horizontal	Vertical
Peak Avg.	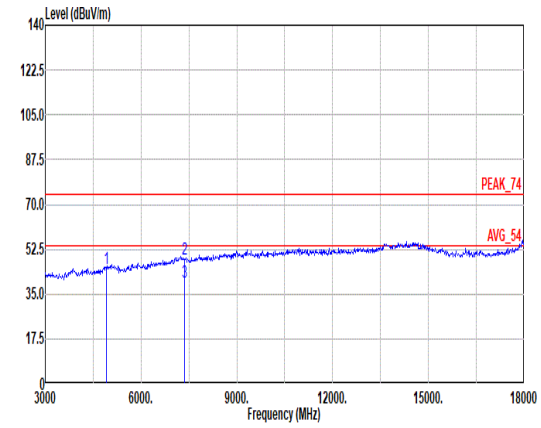 Site : 03CH22-HY Condition: PEAK_74 3m 9120D_1212_240321 HORIZONTAL Freq Level Limit Line Margin Read Level Ant Factor Cable Loss Preamp Factor Aux Factor APos TPos Remark MHz dBuV/m dBuV/m dB dBuV dB/m dB dB dB cm deg 1 4904.00 44.70 74.00 -29.30 32.47 32.63 12.38 33.48 0.70 -- -- Peak 2 7356.00 48.68 74.00 -25.32 31.61 36.88 15.42 35.87 0.64 -- -- Peak 3 7356.00 39.41 54.00 -14.59 22.34 36.88 15.42 35.87 0.64 -- -- Average	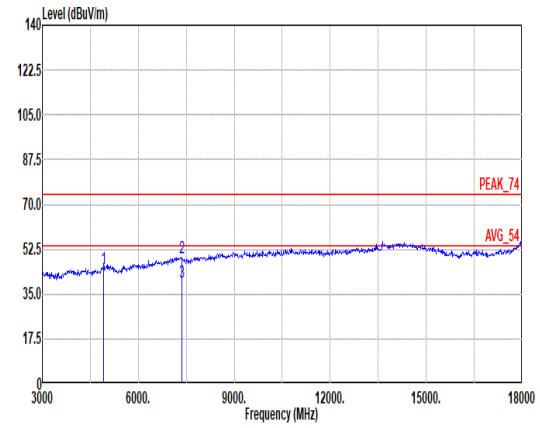 Site : 03CH22-HY Condition: PEAK_74 3m 9120D_1212_240321 VERTICAL Freq Level Limit Line Margin Read Level Ant Factor Cable Loss Preamp Factor Aux Factor APos TPos Remark MHz dBuV/m dBuV/m dB dBuV dB/m dB dB dB cm deg 1 4904.00 45.12 74.00 -28.88 32.89 32.63 12.38 33.48 0.70 -- -- Peak 2 7356.00 49.22 74.00 -24.78 32.15 36.88 15.42 35.87 0.64 -- -- Peak 3 7356.00 39.52 54.00 -14.48 22.45 36.88 15.42 35.87 0.64 -- -- Average

Mode	18	
	Harmonic	
	2400-2483.5_802.11ax HE40_CH09_Full RU_2452MHz	
ANT	1+2 (CDD)	
Pol.	Horizontal	Vertical
10.6G ~18G Avg.	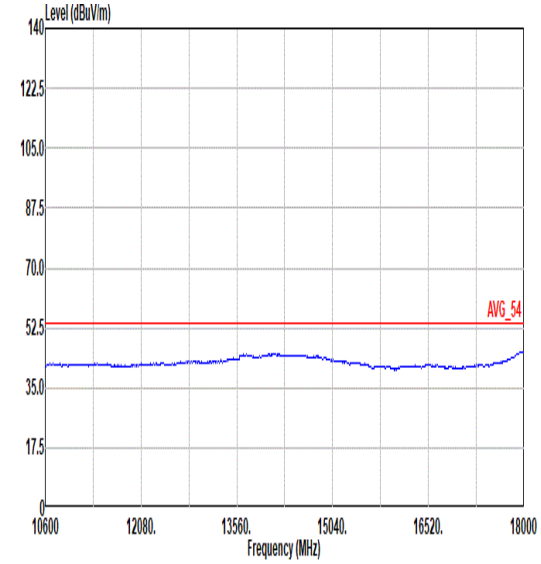 Site : 03CH22-HY Condition: AVG_54 3m 9120D_1212_240321 HORIZONTAL	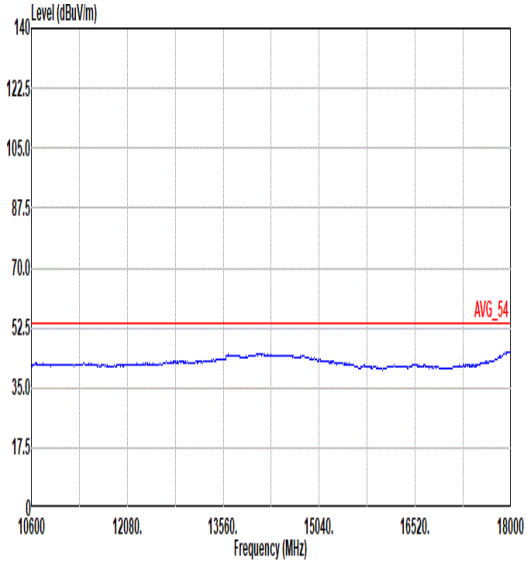 Site : 03CH22-HY Condition: AVG_54 3m 9120D_1212_240321 VERTICAL

Mode	19	
	SHF	
	2400-2483.5_802.11ax HE40_CH06_Full RU_2437MHz	
ANT	1+2 (CDD)	
Pol.	Horizontal	Vertical
Peak	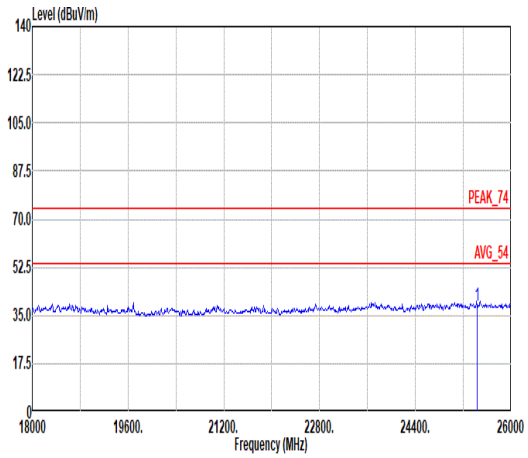 Site : 03CH22-HY Condition: PEAK_74 1m SHF_1223_240624 HORIZONTAL Freq Level Limit Line Margin Read Level Ant Factor Cable Loss Preamp Factor Aux Factor APos TPos Remark MHz dBuV/m dBuV/m dB dBuV dB/m dB dB dB cm deg 1 25432.68 38.34 74.00 -35.66 39.27 39.13 29.59 60.11 -9.54 -- -- PEAK	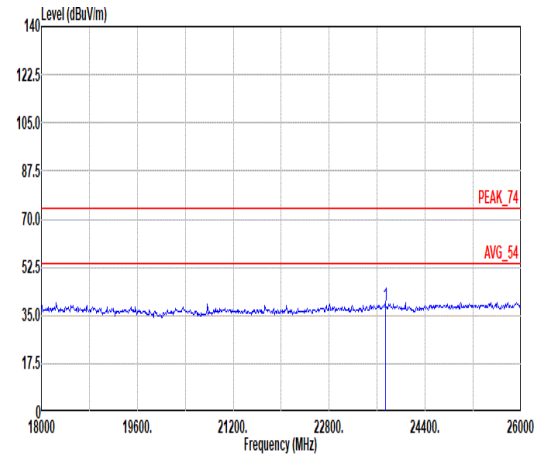 Site : 03CH22-HY Condition: PEAK_74 1m SHF_1223_240624 VERTICAL Freq Level Limit Line Margin Read Level Ant Factor Cable Loss Preamp Factor Aux Factor APos TPos Remark MHz dBuV/m dBuV/m dB dBuV dB/m dB dB dB cm deg 1 23734.34 38.51 74.00 -35.49 40.59 38.83 28.64 60.01 -9.54 -- -- PEAK

Mode	20	
	LF	
	2400-2483.5_802.11ax HE40_CH06_Full RU_2437MHz	
ANT	1+2 (CDD)	
Pol.	Horizontal	Vertical
QP/ Peak	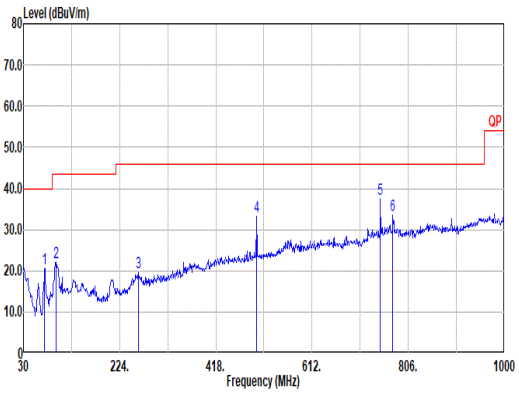	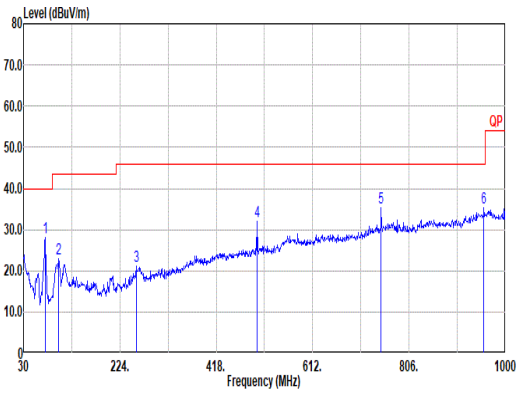

Site : 03CH22-HY
Condition: QP 3m Bilog_63304_231015 HORIZONTAL

	Freq	Level	Limit Line	Margin	Read Level	Ant Factor	Cable Loss	Preamp Factor	Aux Factor	APos	TPos	Remark
	MHz	dBuV/m	dBuV/m	dB	dBuV	dB/m	dB	dB	dB	cm	deg	
1	72.68	20.63	40.00	-19.37	39.01	12.82	1.47	32.70	0.03	--	--	Peak
2	95.96	21.96	43.50	-21.54	37.36	15.56	1.70	32.70	0.04	--	--	Peak
3	261.83	19.65	46.00	-26.35	29.29	20.10	2.83	32.62	0.05	--	--	Peak
4	500.45	33.09	46.00	-12.91	37.81	23.98	3.88	32.80	0.22	--	--	Peak
5	749.74	37.44	46.00	-8.56	36.93	28.23	4.77	32.62	0.13	--	--	Peak
6	774.96	33.43	46.00	-12.57	32.84	28.13	4.83	32.50	0.13	--	--	Peak

Site : 03CH22-HY
Condition: QP 3m Bilog_63304_231015 VERTICAL

	Freq	Level	Limit Line	Margin	Read Level	Ant Factor	Cable Loss	Preamp Factor	Aux Factor	APos	TPos	Remark
	MHz	dBuV/m	dBuV/m	dB	dBuV	dB/m	dB	dB	dB	cm	deg	
1	73.65	28.12	40.00	-11.88	46.33	12.98	1.48	32.70	0.03	--	--	Peak
2	100.81	22.91	43.50	-20.59	37.77	16.07	1.76	32.71	0.02	--	--	Peak
3	256.98	21.07	46.00	-24.93	31.35	19.49	2.80	32.62	0.05	--	--	Peak
4	500.45	31.93	46.00	-14.07	36.65	23.98	3.88	32.80	0.22	--	--	Peak
5	749.74	35.40	46.00	-10.60	34.89	28.23	4.77	32.62	0.13	--	--	Peak
6	956.35	35.17	46.00	-10.83	29.82	31.06	5.36	31.28	0.21	--	--	Peak

Mode	21	
	Band Edge	
	2400-2483.5_802.11g_CH02_2417MHz	
ANT	1+2 (CDD)	
Pol.	Horizontal	Fundamental
Peak	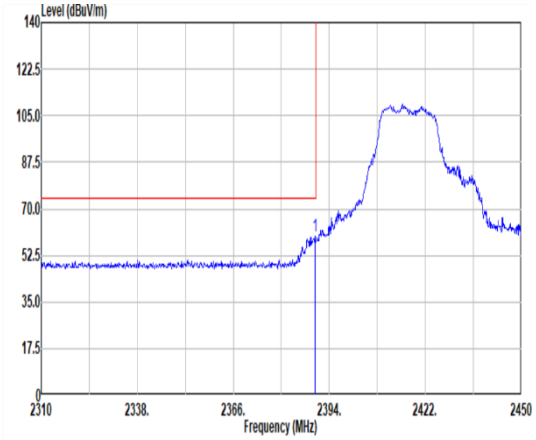 Site : 03CH22-HY Condition: PEAK_BE_74 3m DRH18-E_LE2C04A18EN_240711 HORIZONTAL : RBW:1000.000kHz VBW:3000.000kHz SWT:Auto Freq Level Limit Line Margin Read Level Ant Factor Cable Loss Preamp Factor Aux Factor APos TPos Remark MHz dBuV/m dBuV/m dB dBuV dB/m dB dB dB cm deg 1 2389.94 59.95 74.00 -14.05 47.05 26.70 8.52 32.35 10.03 128 25 PEAK	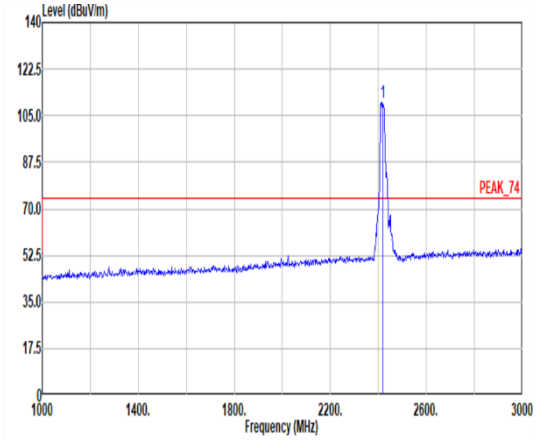 Site : 03CH22-HY Condition: PEAK_74 3m DRH18-E_LE2C04A18EN_240711 HORIZONTAL : RBW:1000.000kHz VBW:3000.000kHz SWT:Auto Freq Level Limit Line Margin Read Level Ant Factor Cable Loss Preamp Factor Aux Factor APos TPos Remark MHz dBuV/m dBuV/m dB dBuV dB/m dB dB dB cm deg 1 2417.00 110.09 ------ ------ 96.99 26.88 8.56 32.37 10.03 128 25 PEAK
Avg.	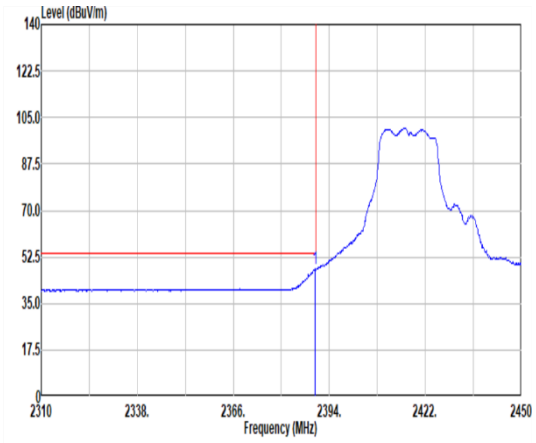 Site : 03CH22-HY Condition: AVG_BE_54 3m DRH18-E_LE2C04A18EN_240711 HORIZONTAL : RBW:1000.000kHz VBW:1.000kHz SWT:Auto Freq Level Limit Line Margin Read Level Ant Factor Cable Loss Preamp Factor Aux Factor APos TPos Remark MHz dBuV/m dBuV/m dB dBuV dB/m dB dB dB cm deg 1 2389.94 48.00 54.00 -6.00 35.10 26.70 8.52 32.35 10.03 128 25 AVERAGE	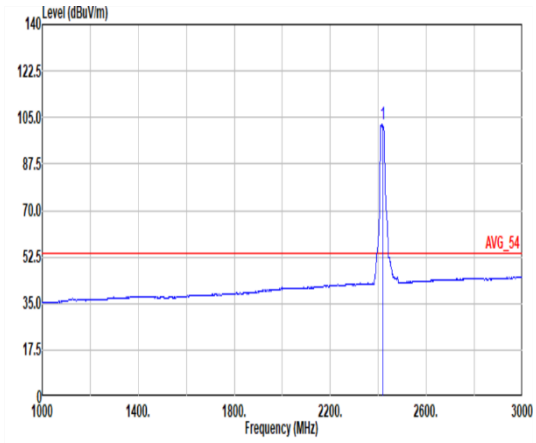 Site : 03CH22-HY Condition: AVG_54 3m DRH18-E_LE2C04A18EN_240711 HORIZONTAL : RBW:1000.000kHz VBW:1.000kHz SWT:Auto Freq Level Limit Line Margin Read Level Ant Factor Cable Loss Preamp Factor Aux Factor APos TPos Remark MHz dBuV/m dBuV/m dB dBuV dB/m dB dB dB cm deg 1 2417.00 102.31 ------ ------ 89.24 26.84 8.57 32.37 10.03 128 25 AVERAGE

Mode	21	
	Band Edge	
	2400-2483.5_802.11g_CH02_2417MHz	
ANT	1+2 (CDD)	
Pol.	Vertical	Fundamental
Peak	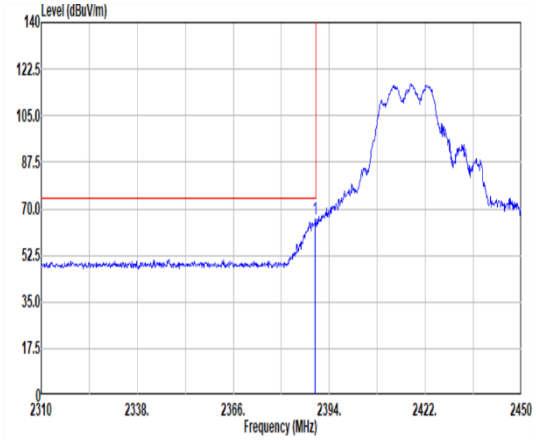 Site : 03CH22-HY Condition: PEAK_BE_74 3m DRH18-E_LE2C04A18EN_240711 VERTICAL : RBW:1000.000kHz VBW:3000.000kHz SWT:Auto Freq Level Limit Line Margin Read Level Ant Factor Cable Loss Preamp Factor Aux Factor APos TPos Remark MHz dBuV/m dBuV/m dB dBuV dB/m dB dB dB cm deg 1 2389.94 65.82 74.00 -8.18 52.92 26.70 8.52 32.35 10.03 396 1 PEAK	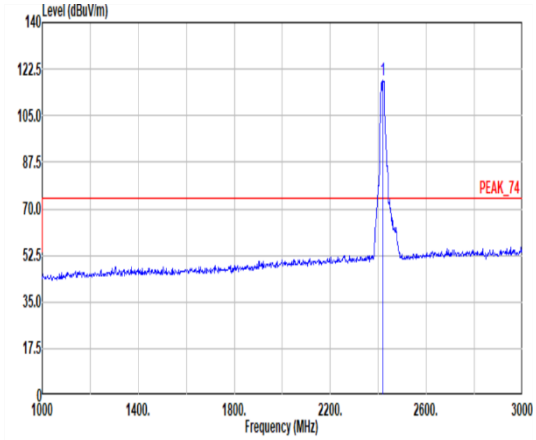 Site : 03CH22-HY Condition: PEAK_74 3m DRH18-E_LE2C04A18EN_240711 VERTICAL : RBW:1000.000kHz VBW:3000.000kHz SWT:Auto Freq Level Limit Line Margin Read Level Ant Factor Cable Loss Preamp Factor Aux Factor APos TPos Remark MHz dBuV/m dBuV/m dB dBuV dB/m dB dB dB cm deg 1 2417.00 118.47 ------ ------ 105.42 26.82 8.57 32.37 10.03 396 1 PEAK
Avg.	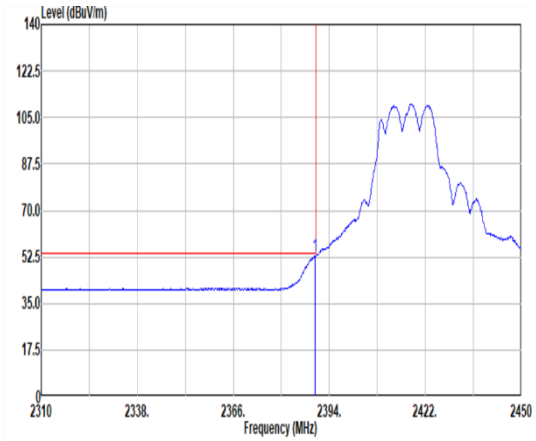 Site : 03CH22-HY Condition: AVG_BE_54 3m DRH18-E_LE2C04A18EN_240711 VERTICAL : RBW:1000.000kHz VBW:1.000kHz SWT:Auto Freq Level Limit Line Margin Read Level Ant Factor Cable Loss Preamp Factor Aux Factor APos TPos Remark MHz dBuV/m dBuV/m dB dBuV dB/m dB dB dB cm deg 1 2389.80 52.76 54.00 -1.24 39.86 26.70 8.52 32.35 10.03 396 1 AVERAGE	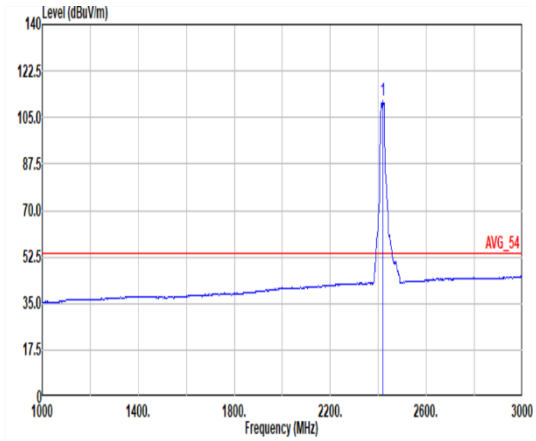 Site : 03CH22-HY Condition: AVG_54 3m DRH18-E_LE2C04A18EN_240711 VERTICAL : RBW:1000.000kHz VBW:1.000kHz SWT:Auto Freq Level Limit Line Margin Read Level Ant Factor Cable Loss Preamp Factor Aux Factor APos TPos Remark MHz dBuV/m dBuV/m dB dBuV dB/m dB dB dB cm deg 1 2417.00 111.26 ------ ------ 98.21 26.82 8.57 32.37 10.03 396 1 AVERAGE

Mode	21	
	Harmonic	
	2400-2483.5_802.11g_CH02_2417MHz	
ANT	1+2 (CDD)	
Pol.	Horizontal	Vertical
Peak Avg.	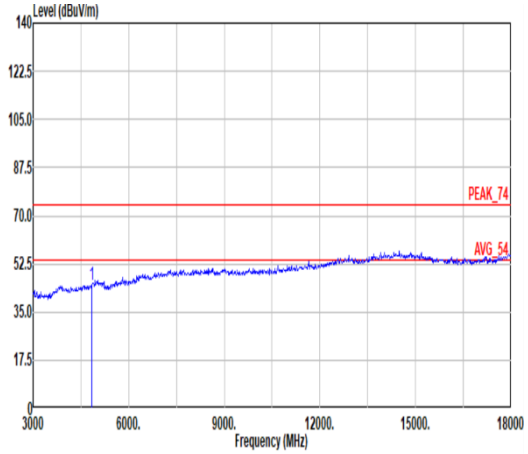 Site : 03CH22-HY Condition: PEAK_74 3m DRH18-E_LE2C04A18EN_240711 HORIZONTAL Freq Level Limit Line Margin Read Level Ant Factor Cable Loss Preamp Factor Aux Factor APos TPos Remark MHz dBuV/m dBuV/m dB dBuV dB/m dB dB dB cm deg 1 4834.00 44.86 74.00 -29.14 32.92 32.40 12.33 33.50 0.71 -- -- Peak	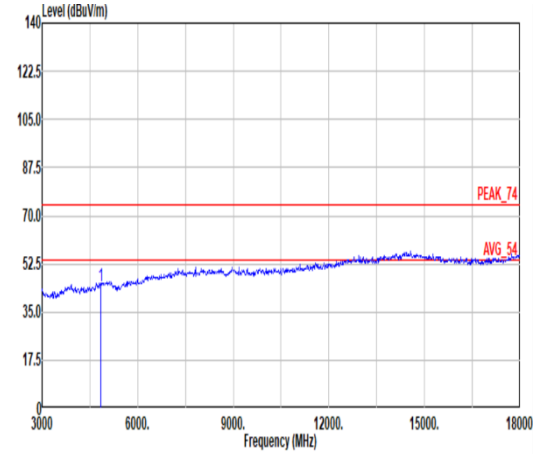 Site : 03CH22-HY Condition: PEAK_74 3m DRH18-E_LE2C04A18EN_240711 VERTICAL Freq Level Limit Line Margin Read Level Ant Factor Cable Loss Preamp Factor Aux Factor APos TPos Remark MHz dBuV/m dBuV/m dB dBuV dB/m dB dB dB cm deg 1 4834.00 44.34 74.00 -29.66 32.40 32.40 12.33 33.50 0.71 -- -- Peak
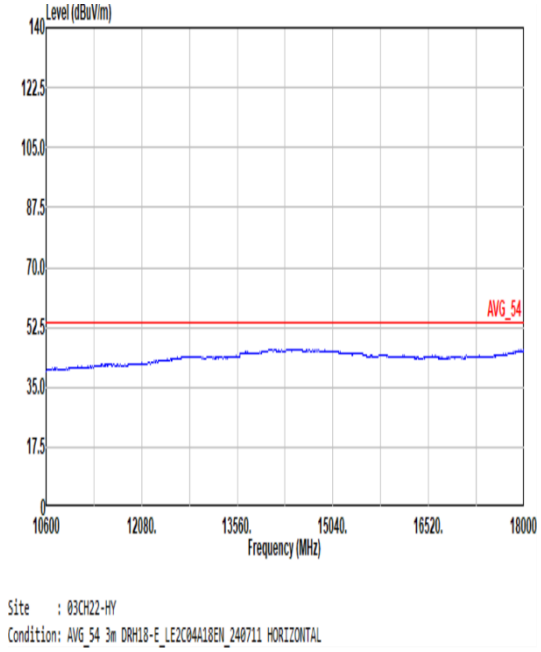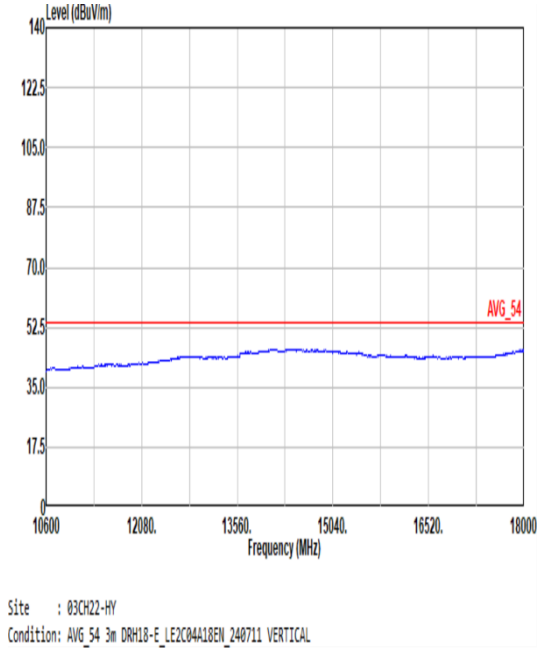
Mode	21	
	Harmonic	
	2400-2483.5_802.11g_CH02_2417MHz	
ANT	1+2 (CDD)	
Pol.	Horizontal	Vertical
10.6G ~18G Avg.