Mode	11	
	Band Edge - L	
	U-NII-1_5.15-5.25_802.11ax HE20_CH44_Full RU_5220MHz	
ANT	1+2 (CDD)	
Pol.	Vertical	Fundamental
Peak	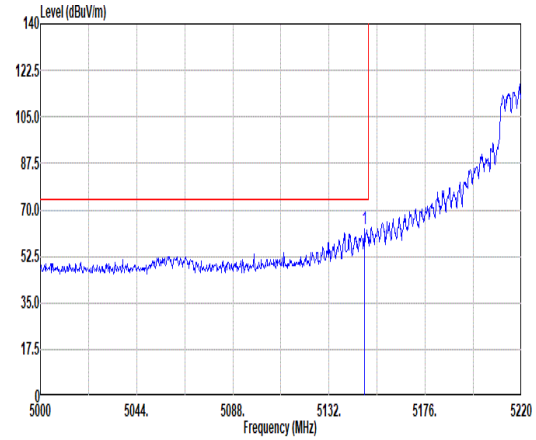 Site : 03CH22-HY Condition: PEAK_BE_74 3m DRH18-E_LE2C04A18EN_240711 VERTICAL : RBW:1000.000kHz VBW:3000.000kHz SWT:Auto Freq Level Limit Line Margin Read Level Ant Factor Cable Loss Preamp Factor Aux Factor APos TPos Remark MHz dBuV/m dBuV/m dB dBuV dB/m dB dB dB cm deg 1 5148.28 62.94 74.00 -11.06 51.19 32.69 12.75 33.69 0.00 211 360 PEAK	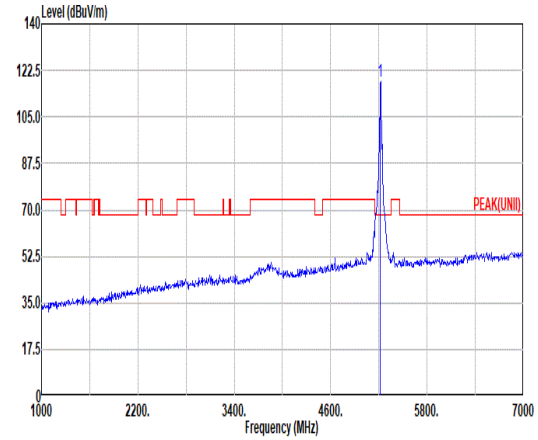 Site : 03CH22-HY Condition: PEAK(UNII) 3m DRH18-E_LE2C04A18EN_240711 VERTICAL : RBW:1000.000kHz VBW:3000.000kHz SWT:Auto Freq Level Limit Line Margin Read Level Ant Factor Cable Loss Preamp Factor Aux Factor APos TPos Remark MHz dBuV/m dBuV/m dB dBuV dB/m dB dB dB cm deg 1 5220.00 118.37 ------ ------ 106.80 32.50 12.88 33.81 0.00 211 360 PEAK
Avg	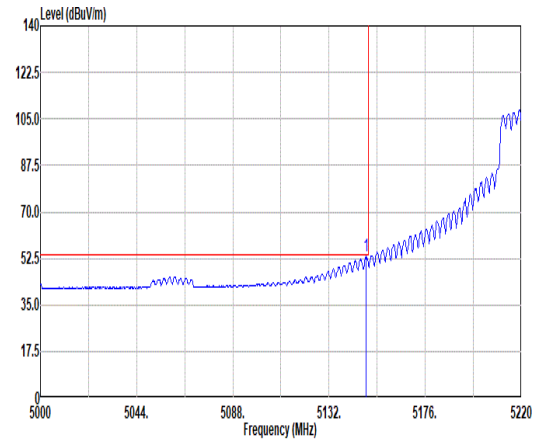 Site : 03CH22-HY Condition: AVG_BE_54 3m DRH18-E_LE2C04A18EN_240711 VERTICAL : RBW:1000.000kHz VBW:1.100kHz SWT:Auto Freq Level Limit Line Margin Read Level Ant Factor Cable Loss Preamp Factor Aux Factor APos TPos Remark MHz dBuV/m dBuV/m dB dBuV dB/m dB dB dB cm deg 1 5148.94 53.26 54.00 -0.74 41.50 32.70 12.75 33.69 0.00 211 360 AVERAGE	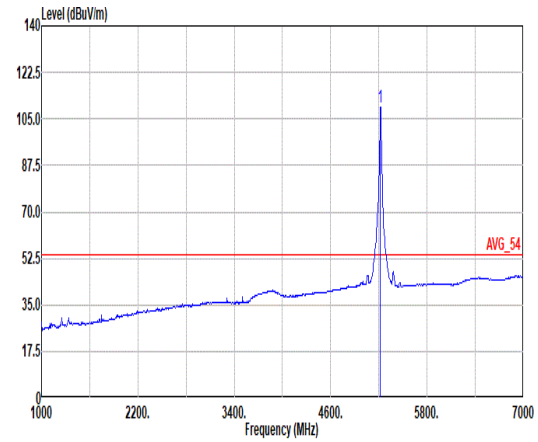 Site : 03CH22-HY Condition: AVG_54 3m DRH18-E_LE2C04A18EN_240711 VERTICAL : RBW:1000.000kHz VBW:1.100kHz SWT:Auto Freq Level Limit Line Margin Read Level Ant Factor Cable Loss Preamp Factor Aux Factor APos TPos Remark MHz dBuV/m dBuV/m dB dBuV dB/m dB dB dB cm deg 1 5220.00 109.13 ------ ------ 97.53 32.53 12.87 33.80 0.00 211 360 AVERAGE

Mode	11	
	Band Edge - R	
	U-NII-1_5.15-5.25_802.11ax HE20_CH44_Full RU_5220MHz	
ANT	1+2 (CDD)	
Pol.	Vertical	Fundamental
Peak	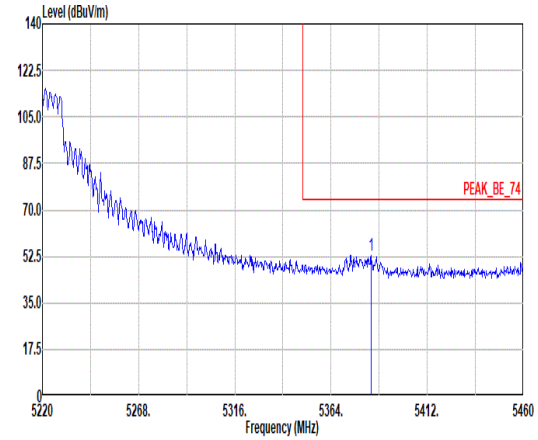 Site : 03CH22-HY Condition: PEAK_BE_74 3m DRH18-E_LE2C04A18EN_240711 VERTICAL : RBW:1000.000kHz VBW:3000.000kHz SWT:Auto Limit Read Ant Cable Preamp Aux APos TPos Freq Level Line Margin Level Factor Loss Factor Factor Remark MHz dBuV/m dBuV/m dB dBuV dB/m dB dB dB cm deg 1 5384.16 53.02 74.00 -20.98 41.65 32.33 13.10 34.06 0.00 211 360 PEAK	Blank
Avg	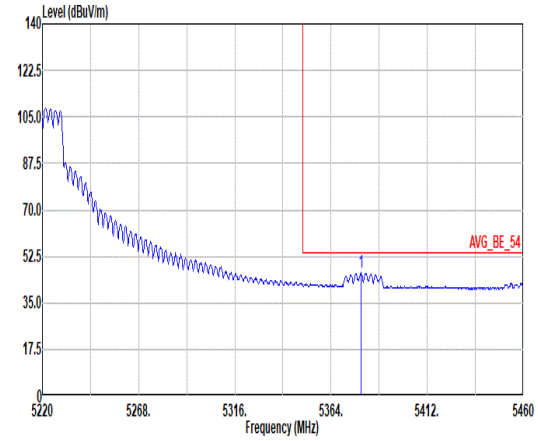 Site : 03CH22-HY Condition: AVG_BE_54 3m DRH18-E_LE2C04A18EN_240711 VERTICAL : RBW:1000.000kHz VBW:1.100kHz SWT:Auto Limit Read Ant Cable Preamp Aux APos TPos Freq Level Line Margin Level Factor Loss Factor Factor Remark MHz dBuV/m dBuV/m dB dBuV dB/m dB dB dB cm deg 1 5378.88 46.43 54.00 -7.57 35.05 32.34 13.09 34.05 0.00 211 360 AVERAGE	Blank

Mode	11	
	Harmonic	
	U-NII-1_5.15-5.25_802.11ax HE20_CH44_Full RU_5220MHz	
ANT	1+2 (CDD)	
Pol.	Horizontal	Vertical
Peak Avg	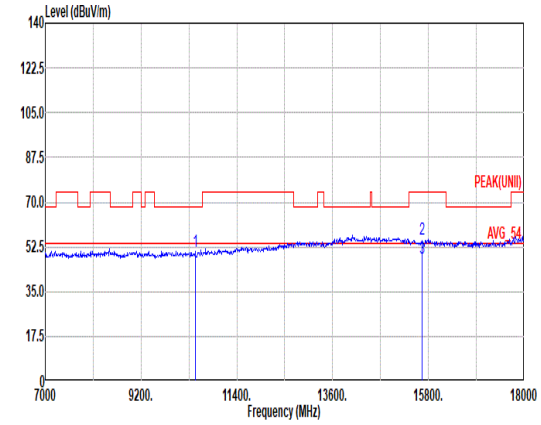 Site : 03CH22-HY Condition: PEAK(UNII) 3m DRH18-E_LE2C04A18EN_240711 HORIZONTAL Freq Level Limit Line Margin Read Level Ant Factor Cable Loss Preamp Factor Aux Factor APos TPos Remark MHz dBuV/m dBuV/m dB dBuV dB/m dB dB dB cm deg 1 10440.00 50.85 68.20 -17.35 33.70 37.30 18.59 39.25 0.51 -- -- PEAK 2 15660.00 55.32 74.00 -18.68 35.13 41.16 22.99 44.52 0.56 300 308 PEAK 3 15660.00 48.13 54.00 -5.87 27.94 41.16 22.99 44.52 0.56 300 308 Average	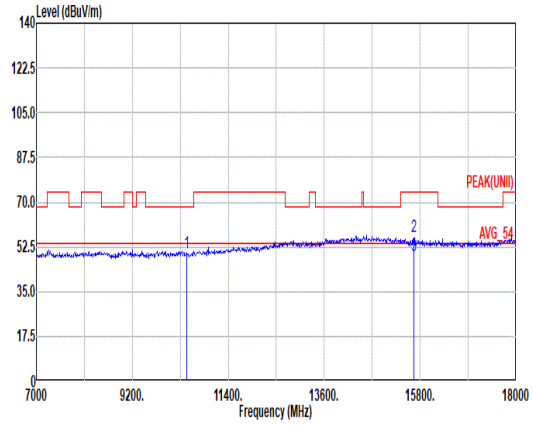 Site : 03CH22-HY Condition: PEAK(UNII) 3m DRH18-E_LE2C04A18EN_240711 VERTICAL Freq Level Limit Line Margin Read Level Ant Factor Cable Loss Preamp Factor Aux Factor APos TPos Remark MHz dBuV/m dBuV/m dB dBuV dB/m dB dB dB cm deg 1 10440.00 50.12 68.20 -18.08 32.97 37.30 18.59 39.25 0.51 -- -- PEAK 2 15660.00 56.52 74.00 -17.48 36.33 41.16 22.99 44.52 0.56 301 13 PEAK 3 15660.00 49.03 54.00 -4.97 28.84 41.16 22.99 44.52 0.56 301 13 Average

Mode	11	
	Harmonic	
	U-NII-1_5.15-5.25_802.11ax HE20_CH44_Full RU_5220MHz	
ANT	1+2 (CDD)	
Pol.	Horizontal	Vertical
10.6G ~18G Avg	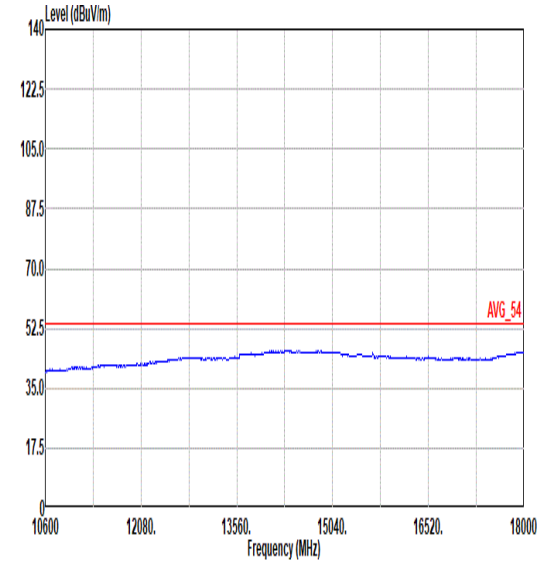	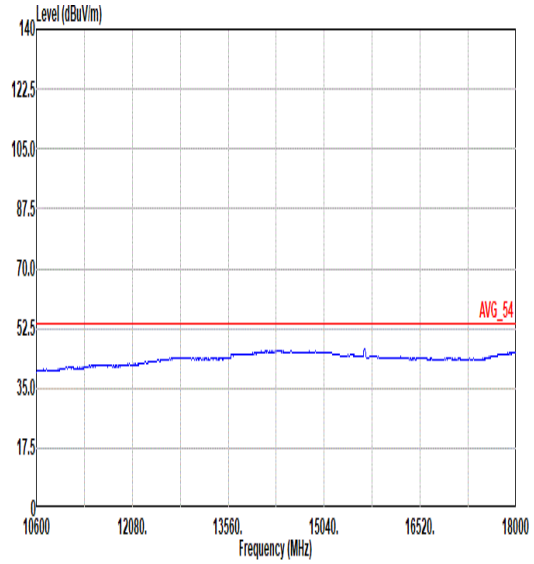

Mode	12	
	Band Edge - L	
	U-NII-1_5.15-5.25_802.11ax HE20_CH48_Full RU_5240MHz	
ANT	1+2 (CDD)	
Pol.	Horizontal	Fundamental
Peak	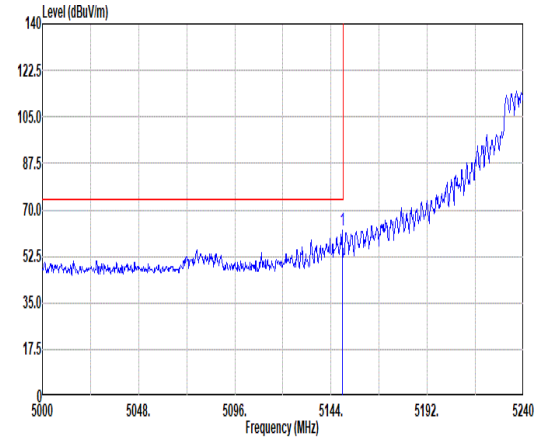 Site : 03CH22-HY Condition: PEAK_BE_74 3m DRH18-E_LE2C04A18EN_240711 HORIZONTAL : RBW:1000.000kHz VBW:3000.000kHz SWT:Auto Freq Level Limit Line Margin Read Level Ant Factor Cable Loss Preamp Factor Aux Factor APos TPos Remark MHz dBuV/m dBuV/m dB dBuV dB/m dB dB dB cm deg 1 5149.52 62.27 74.00 -11.73 50.51 32.70 12.75 33.69 0.00 198 38 PEAK	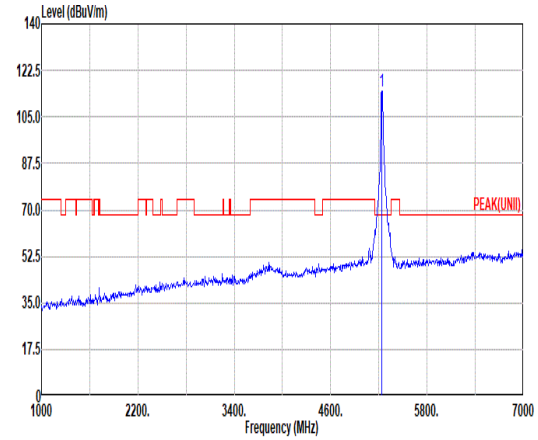 Site : 03CH22-HY Condition: PEAK(UNII) 3m DRH18-E_LE2C04A18EN_240711 HORIZONTAL : RBW:1000.000kHz VBW:3000.000kHz SWT:Auto Freq Level Limit Line Margin Read Level Ant Factor Cable Loss Preamp Factor Aux Factor APos TPos Remark MHz dBuV/m dBuV/m dB dBuV dB/m dB dB dB cm deg 1 5240.00 114.77 ------ ------ 103.27 32.43 12.91 33.84 0.00 198 38 PEAK
Avg	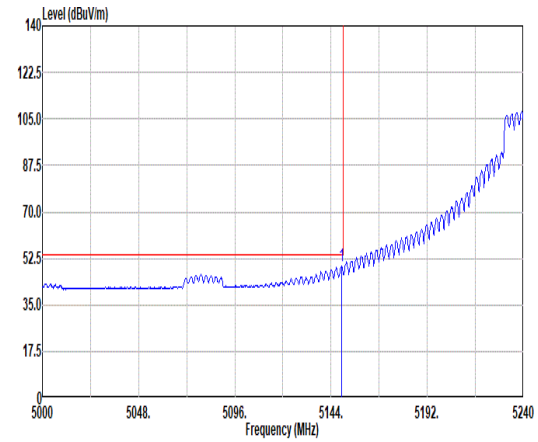 Site : 03CH22-HY Condition: AVG_BE_54 3m DRH18-E_LE2C04A18EN_240711 HORIZONTAL : RBW:1000.000kHz VBW:1.100kHz SWT:Auto Freq Level Limit Line Margin Read Level Ant Factor Cable Loss Preamp Factor Aux Factor APos TPos Remark MHz dBuV/m dBuV/m dB dBuV dB/m dB dB dB cm deg 1 5149.28 49.66 54.00 -4.34 37.90 32.70 12.75 33.69 0.00 198 38 AVERAGE	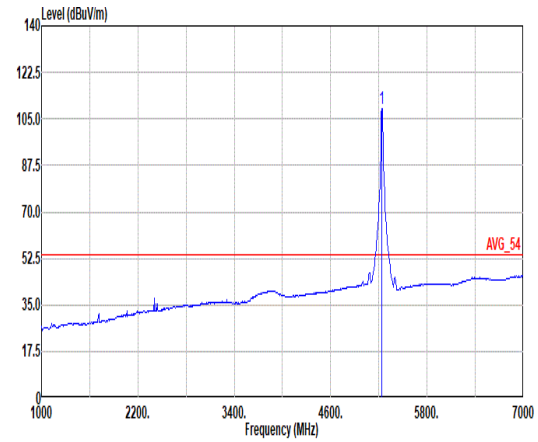 Site : 03CH22-HY Condition: AVG_54 3m DRH18-E_LE2C04A18EN_240711 HORIZONTAL : RBW:1000.000kHz VBW:1.100kHz SWT:Auto Freq Level Limit Line Margin Read Level Ant Factor Cable Loss Preamp Factor Aux Factor APos TPos Remark MHz dBuV/m dBuV/m dB dBuV dB/m dB dB dB cm deg 1 5240.00 108.81 ------ ------ 97.31 32.43 12.91 33.84 0.00 198 38 AVERAGE

Mode	12	
	Band Edge - R	
	U-NII-1_5.15-5.25_802.11ax HE20_CH48_Full RU_5240MHz	
ANT	1+2 (CDD)	
Pol.	Horizontal	Fundamental
Peak	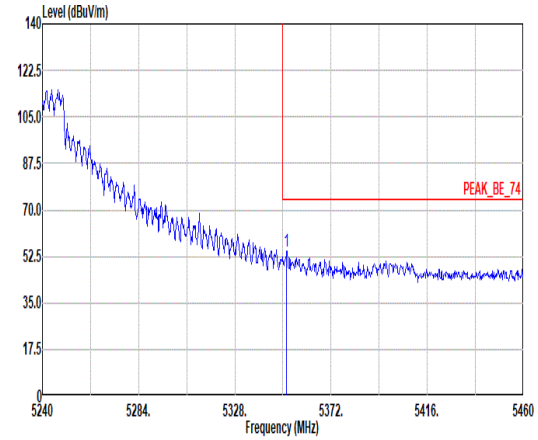 Site : 03CH22-HY Condition: PEAK_BE_74 3m DRH18-E_LE2C04A18EN_240711 HORIZONTAL : RBW:1000.000kHz VBW:3000.000kHz SWT:Auto Limit Read Ant Cable Preamp Aux APos TPos Freq Level Line Margin Level Factor Loss Factor Factor Remark MHz dBuV/m dBuV/m dB dBuV dB/m dB dB dB cm deg 1 5351.76 54.59 74.00 -19.41 43.15 32.40 13.05 34.01 0.00 198 38 PEAK	Blank
Avg	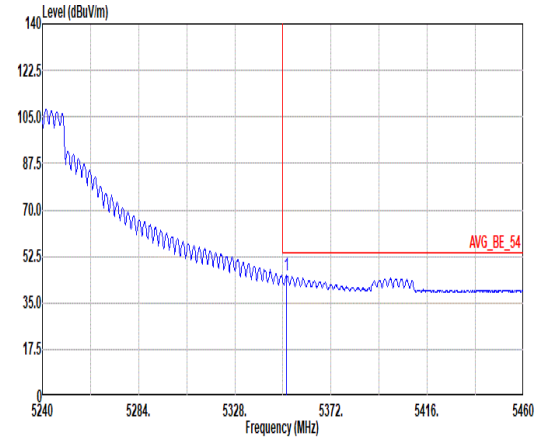 Site : 03CH22-HY Condition: AVG_BE_54 3m DRH18-E_LE2C04A18EN_240711 HORIZONTAL : RBW:1000.000kHz VBW:1.100kHz SWT:Auto Limit Read Ant Cable Preamp Aux APos TPos Freq Level Line Margin Level Factor Loss Factor Factor Remark MHz dBuV/m dBuV/m dB dBuV dB/m dB dB dB cm deg 1 5351.76 45.27 54.00 -8.73 33.83 32.40 13.05 34.01 0.00 198 38 AVERAGE	Blank

Mode	12	
	Band Edge - L	
	U-NII-1_5.15-5.25_802.11ax HE20_CH48_Full RU_5240MHz	
ANT	1+2 (CDD)	
Pol.	Vertical	Fundamental
Peak	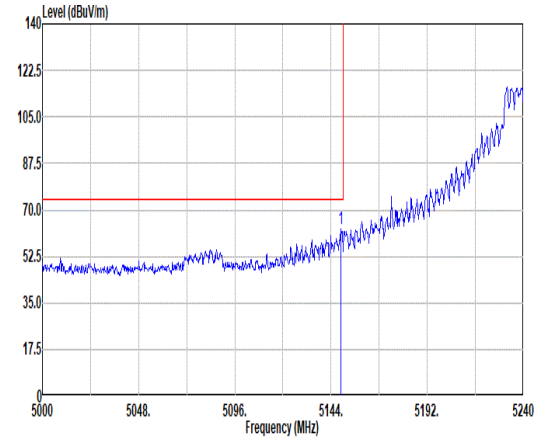 Site : 03CH22-HY Condition: PEAK_BE_74 3m DRH18-E_LE2C04A18EN_240711 VERTICAL : RBW:1000.000kHz VBW:3000.000kHz SWT:Auto Freq Level Limit Line Margin Read Level Ant Factor Cable Loss Preamp Factor Aux Factor APos TPos Remark MHz dBuV/m dBuV/m dB dBuV dB/m dB dB dB cm deg 1 5148.80 63.05 74.00 -10.95 51.29 32.70 12.75 33.69 0.00 202 1 PEAK	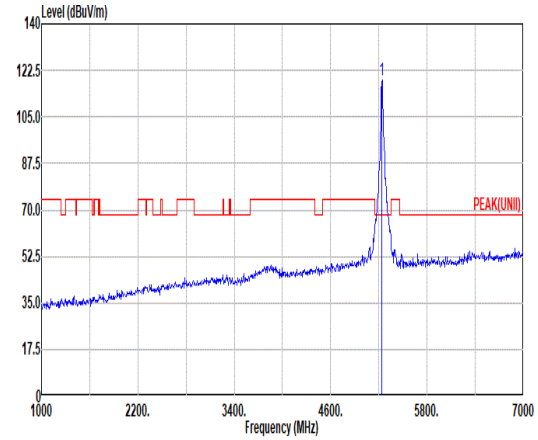 Site : 03CH22-HY Condition: PEAK(UNII) 3m DRH18-E_LE2C04A18EN_240711 VERTICAL : RBW:1000.000kHz VBW:3000.000kHz SWT:Auto Freq Level Limit Line Margin Read Level Ant Factor Cable Loss Preamp Factor Aux Factor APos TPos Remark MHz dBuV/m dBuV/m dB dBuV dB/m dB dB dB cm deg 1 5240.00 119.09 ------ ------ 107.59 32.43 12.91 33.84 0.00 202 1 PEAK
Avg	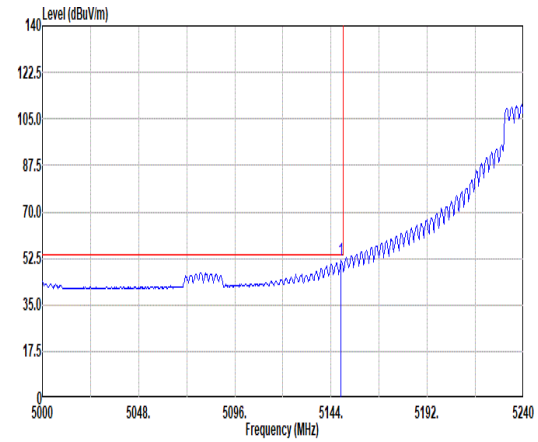 Site : 03CH22-HY Condition: AVG_BE_54 3m DRH18-E_LE2C04A18EN_240711 VERTICAL : RBW:1000.000kHz VBW:1.100kHz SWT:Auto Freq Level Limit Line Margin Read Level Ant Factor Cable Loss Preamp Factor Aux Factor APos TPos Remark MHz dBuV/m dBuV/m dB dBuV dB/m dB dB dB cm deg 1 5149.04 51.65 54.00 -2.35 39.89 32.70 12.75 33.69 0.00 202 1 AVERAGE	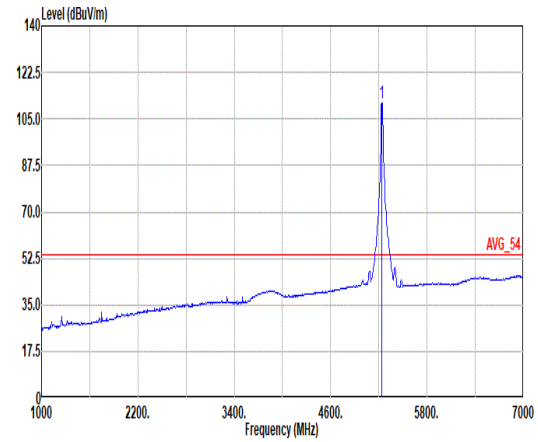 Site : 03CH22-HY Condition: AVG_54 3m DRH18-E_LE2C04A18EN_240711 VERTICAL : RBW:1000.000kHz VBW:1.100kHz SWT:Auto Freq Level Limit Line Margin Read Level Ant Factor Cable Loss Preamp Factor Aux Factor APos TPos Remark MHz dBuV/m dBuV/m dB dBuV dB/m dB dB dB cm deg 1 5240.00 111.07 ------ ------ 99.54 32.46 12.90 33.83 0.00 202 1 AVERAGE

Mode	12	
	Band Edge - R	
	U-NII-1_5.15-5.25_802.11ax HE20_CH48_Full RU_5240MHz	
ANT	1+2 (CDD)	
Pol.	Vertical	Fundamental
Peak	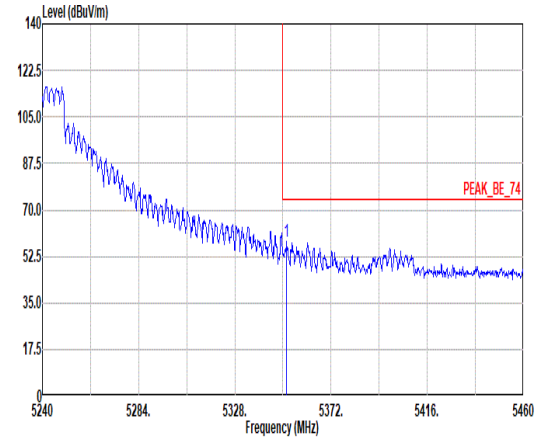 Site : 03CH22-HY Condition: PEAK_BE_74 3m DRH18-E_LE2C04A18EN_240711 VERTICAL : RBW:1000.000kHz VBW:3000.000kHz SWT:Auto Limit Read Ant Cable Preamp Aux APos TPos Freq Level Line Margin Level Factor Loss Factor Factor Remark MHz dBuV/m dBuV/m dB dBuV dB/m dB dB dB cm deg 1 5351.76 58.36 74.00 -15.64 46.92 32.40 13.05 34.01 0.00 202 1 PEAK	Blank
Avg	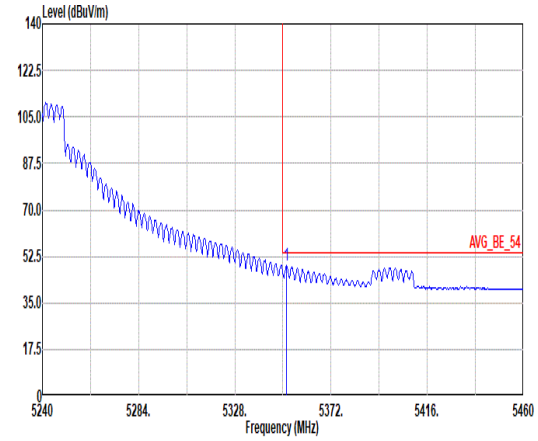 Site : 03CH22-HY Condition: AVG_BE_54 3m DRH18-E_LE2C04A18EN_240711 VERTICAL : RBW:1000.000kHz VBW:1.100kHz SWT:Auto Limit Read Ant Cable Preamp Aux APos TPos Freq Level Line Margin Level Factor Loss Factor Factor Remark MHz dBuV/m dBuV/m dB dBuV dB/m dB dB dB cm deg 1 5351.76 49.28 54.00 -4.72 37.84 32.40 13.05 34.01 0.00 202 1 AVERAGE	Blank

Mode	12	
	Harmonic	
	U-NII-1_5.15-5.25_802.11ax HE20_CH48_Full RU_5240MHz	
ANT	1+2 (CDD)	
Pol.	Horizontal	Vertical
Peak Avg	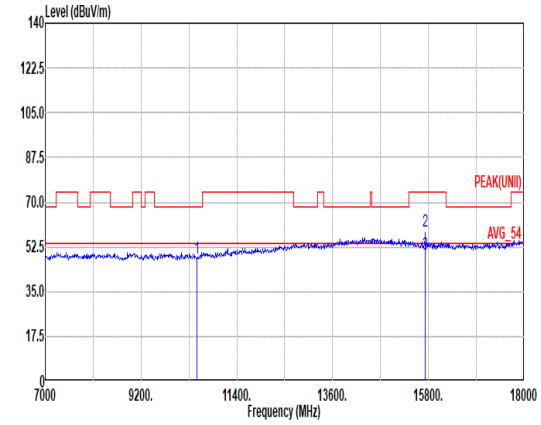 Site : 03CH22-HY Condition: PEAK(UNII) 3m DRH18-E_LE2C04A18EN_240711 HORIZONTAL Freq Level Limit Line Margin Read Level Ant Factor Cable Loss Preamp Factor Aux Factor APos TPos Remark MHz dBuV/m dBuV/m dB dBuV dB/m dB dB dB cm deg 1 10480.00 48.30 68.20 -19.90 31.16 37.30 18.63 39.30 0.51 -- -- Peak 2 15720.00 58.86 74.00 -15.14 38.73 41.16 23.04 44.63 0.56 195 312 Peak 3 15720.00 49.80 54.00 -4.20 29.67 41.16 23.04 44.63 0.56 195 312 Average	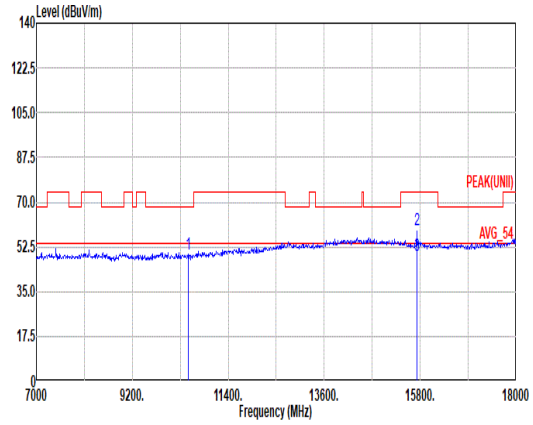 Site : 03CH22-HY Condition: PEAK(UNII) 3m DRH18-E_LE2C04A18EN_240711 VERTICAL Freq Level Limit Line Margin Read Level Ant Factor Cable Loss Preamp Factor Aux Factor APos TPos Remark MHz dBuV/m dBuV/m dB dBuV dB/m dB dB dB cm deg 1 10480.00 49.44 68.20 -18.76 32.30 37.30 18.63 39.30 0.51 -- -- Peak 2 15720.00 59.41 74.00 -14.59 39.28 41.16 23.04 44.63 0.56 298 11 Peak 3 15720.00 49.31 54.00 -4.69 29.18 41.16 23.04 44.63 0.56 298 11 Average

Mode	12	
	Harmonic	
	U-NII-1_5.15-5.25_802.11ax HE20_CH48_Full RU_5240MHz	
ANT	1+2 (CDD)	
Pol.	Horizontal	Vertical
10.6G ~18G Avg	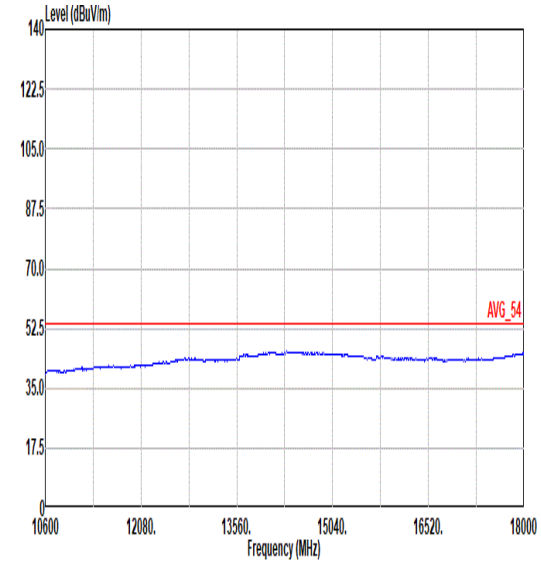	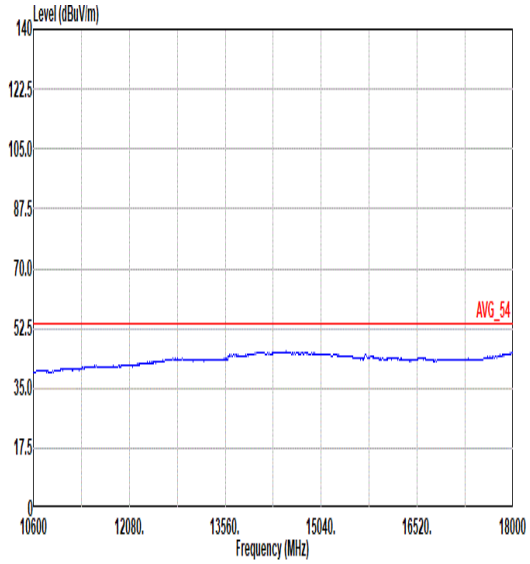

Mode	13	
	Band Edge - L	
	U-NII-1_5.15-5.25_802.11ax HE40_CH38_Full RU_5190MHz	
ANT	1+2 (CDD)	
Pol.	Horizontal	Fundamental
Peak	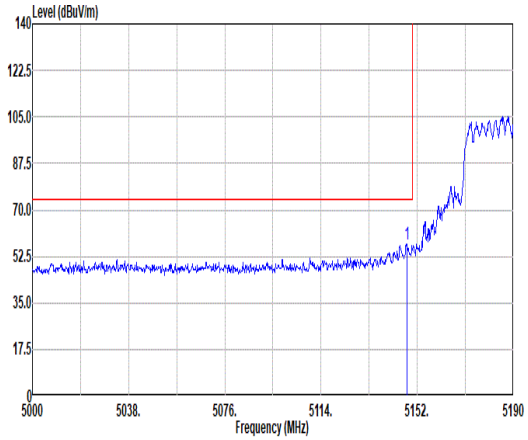 Site : 03CH22-HY Condition: PEAK_BE_74 3m DRH18-E_LE2C04A18EN_240711 HORIZONTAL : RBW:1000.000kHz VBW:3000.000kHz SWT:Auto Freq Level Limit Line Margin Read Level Ant Factor Cable Loss Preamp Factor Aux Factor APos TPos Remark MHz dBuV/m dBuV/m dB dBuV dB/m dB dB dB cm deg 1 5148.01 56.96 74.00 -17.04 45.21 32.69 12.75 33.69 0.00 195 37 PEAK	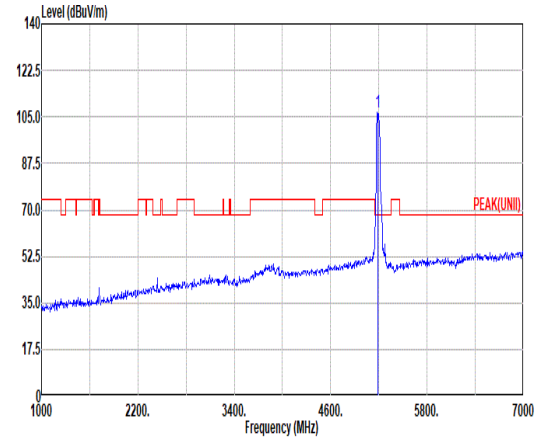 Site : 03CH22-HY Condition: PEAK(UNII) 3m DRH18-E_LE2C04A18EN_240711 HORIZONTAL : RBW:1000.000kHz VBW:3000.000kHz SWT:Auto Freq Level Limit Line Margin Read Level Ant Factor Cable Loss Preamp Factor Aux Factor APos TPos Remark MHz dBuV/m dBuV/m dB dBuV dB/m dB dB dB cm deg 1 5190.00 106.81 ------ ------ 95.10 32.64 12.81 33.74 0.00 195 37 PEAK
Avg	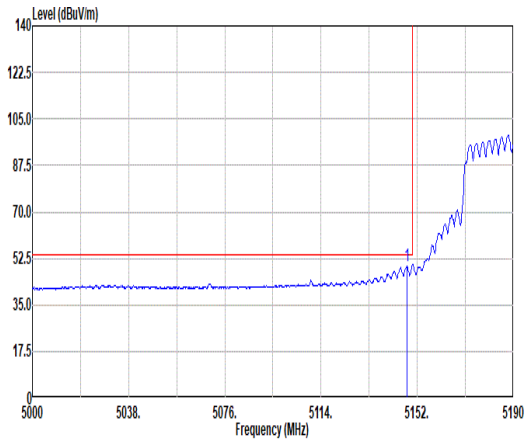 Site : 03CH22-HY Condition: AVG_BE_54 3m DRH18-E_LE2C04A18EN_240711 HORIZONTAL : RBW:1000.000kHz VBW:1.100kHz SWT:Auto Freq Level Limit Line Margin Read Level Ant Factor Cable Loss Preamp Factor Aux Factor APos TPos Remark MHz dBuV/m dBuV/m dB dBuV dB/m dB dB dB cm deg 1 5148.01 49.49 54.00 -4.51 37.74 32.69 12.75 33.69 0.00 195 37 AVERAGE	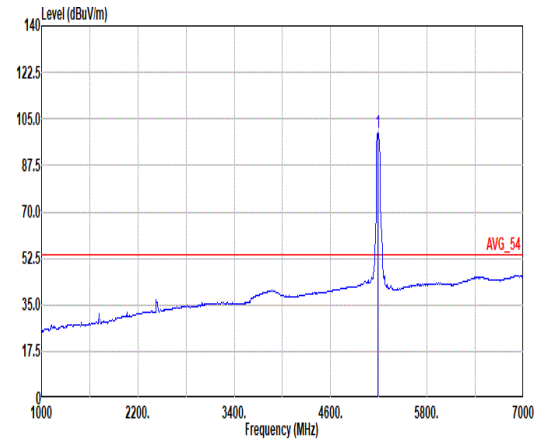 Site : 03CH22-HY Condition: AVG_54 3m DRH18-E_LE2C04A18EN_240711 HORIZONTAL : RBW:1000.000kHz VBW:1.100kHz SWT:Auto Freq Level Limit Line Margin Read Level Ant Factor Cable Loss Preamp Factor Aux Factor APos TPos Remark MHz dBuV/m dBuV/m dB dBuV dB/m dB dB dB cm deg 1 5190.00 99.71 ------ ------ 88.01 32.62 12.83 33.75 0.00 195 37 AVERAGE

Mode	13	
	Band Edge - R	
	U-NII-1_5.15-5.25_802.11ax HE40_CH38_Full RU_5190MHz	
ANT	1+2 (CDD)	
Pol.	Horizontal	Fundamental
Peak	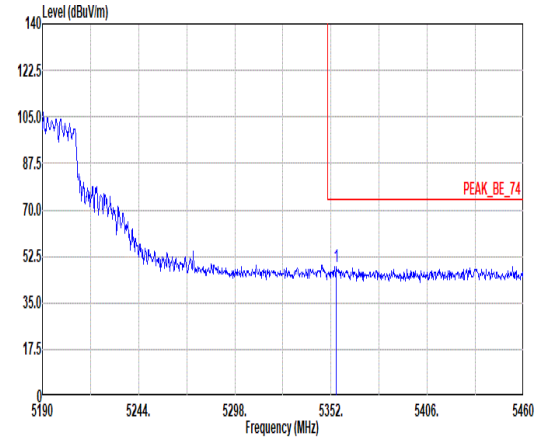 Site : 03CH22-HY Condition: PEAK_BE_74 3m DRH18-E_LE2C04A18EN_240711 HORIZONTAL : RBW:1000.000kHz VBW:3000.000kHz SWT:Auto Limit Read Ant Cable Preamp Aux APos TPos Freq Level Line Margin Level Factor Loss Factor Factor Remark MHz dBuV/m dBuV/m dB dBuV dB/m dB dB dB cm deg 1 5354.70 48.76 74.00 -25.24 37.32 32.39 13.06 34.01 0.00 195 37 PEAK	Blank
Avg	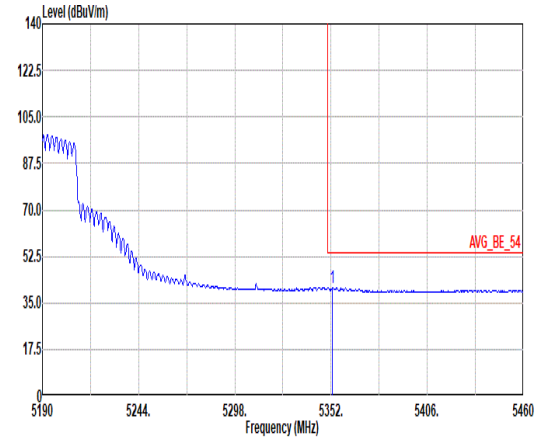 Site : 03CH22-HY Condition: AVG_BE_54 3m DRH18-E_LE2C04A18EN_240711 HORIZONTAL : RBW:1000.000kHz VBW:1.100kHz SWT:Auto Limit Read Ant Cable Preamp Aux APos TPos Freq Level Line Margin Level Factor Loss Factor Factor Remark MHz dBuV/m dBuV/m dB dBuV dB/m dB dB dB cm deg 1 5352.81 40.83 54.00 -13.17 29.39 32.39 13.06 34.01 0.00 195 37 AVERAGE	Blank

Mode	13	
	Band Edge - L	
	U-NII-1_5.15-5.25_802.11ax HE40_CH38_Full RU_5190MHz	
ANT	1+2 (CDD)	
Pol.	Vertical	Fundamental
Peak	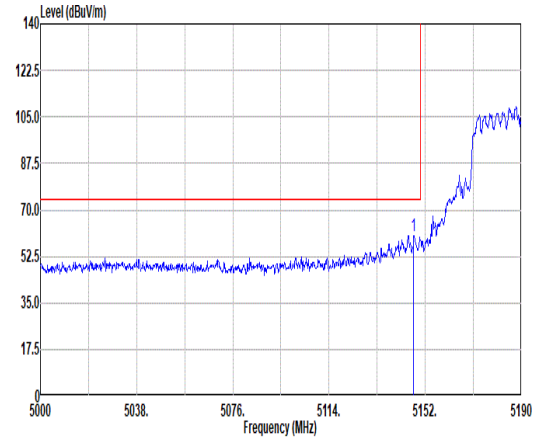 Site : 03CH22-HY Condition: PEAK_BE_74 3m DRH18-E_LE2C04A18EN_240711 VERTICAL : RBW:1000.000kHz VBW:3000.000kHz SWT:Auto Limit Read Ant Cable Preamp Aux APos TPos Freq Level Line Margin Level Factor Loss Factor Factor Remark MHz dBuV/m dBuV/m dB dBuV dB/m dB dB dB cm deg 1 5147.44 60.30 74.00 -13.70 48.56 32.69 12.74 33.69 0.00 199 0 PEAK	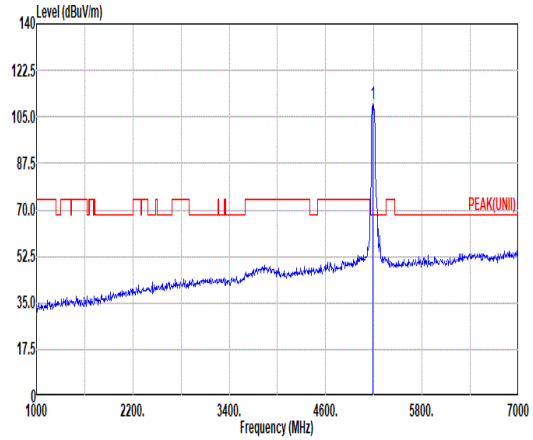 Site : 03CH22-HY Condition: PEAK(UNII) 3m DRH18-E_LE2C04A18EN_240711 VERTICAL : RBW:1000.000kHz VBW:3000.000kHz SWT:Auto Limit Read Ant Cable Preamp Aux APos TPos Freq Level Line Margin Level Factor Loss Factor Factor Remark MHz dBuV/m dBuV/m dB dBuV dB/m dB dB dB cm deg 1 5190.00 109.80 ------ ------ 98.10 32.62 12.83 33.75 0.00 199 0 PEAK
Avg	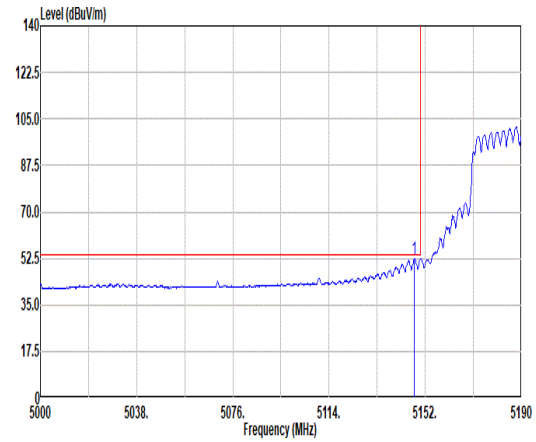 Site : 03CH22-HY Condition: AVG_BE_54 3m DRH18-E_LE2C04A18EN_240711 VERTICAL : RBW:1000.000kHz VBW:1.100kHz SWT:Auto Limit Read Ant Cable Preamp Aux APos TPos Freq Level Line Margin Level Factor Loss Factor Factor Remark MHz dBuV/m dBuV/m dB dBuV dB/m dB dB dB cm deg 1 5147.63 52.19 54.00 -1.81 40.44 32.69 12.75 33.69 0.00 199 0 AVERAGE	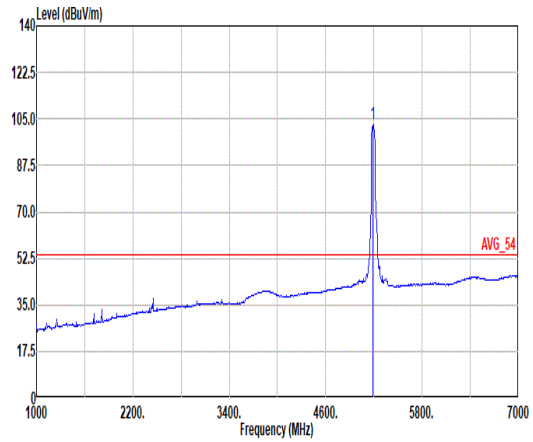 Site : 03CH22-HY Condition: AVG_54 3m DRH18-E_LE2C04A18EN_240711 VERTICAL : RBW:1000.000kHz VBW:1.100kHz SWT:Auto Limit Read Ant Cable Preamp Aux APos TPos Freq Level Line Margin Level Factor Loss Factor Factor Remark MHz dBuV/m dBuV/m dB dBuV dB/m dB dB dB cm deg 1 5190.00 102.79 ------ ------ 91.10 32.61 12.84 33.76 0.00 199 0 AVERAGE

Mode	13	
	Band Edge - R	
	U-NII-1_5.15-5.25_802.11ax HE40_CH38_Full RU_5190MHz	
ANT	1+2 (CDD)	
Pol.	Vertical	Fundamental
Peak	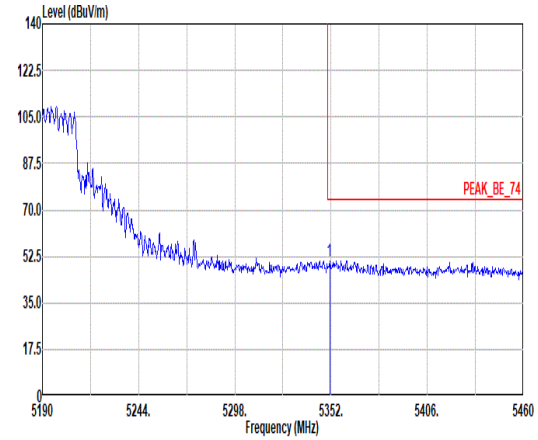 Site : 03CH22-HY Condition: PEAK_BE_74 3m DRH18-E_LE2C04A18EN_240711 VERTICAL : RBW:1000.000kHz VBW:3000.000kHz SWT:Auto Limit Read Ant Cable Preamp Aux APos TPos Freq Level Line Margin Level Factor Loss Factor Factor Remark MHz dBuV/m dBuV/m dB dBuV dB/m dB dB dB cm deg 1 5351.19 50.91 74.00 -23.09 39.47 32.40 13.05 34.01 0.00 199 0 PEAK	Blank
Avg	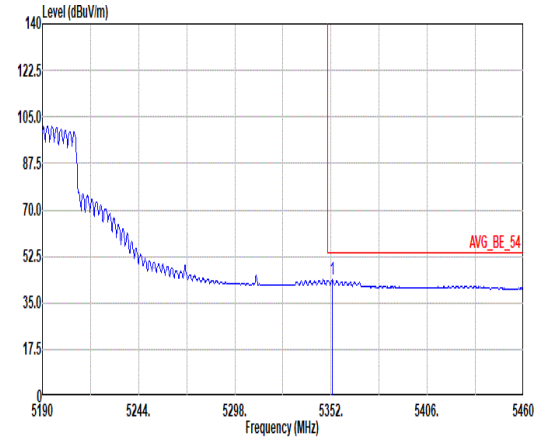 Site : 03CH22-HY Condition: AVG_BE_54 3m DRH18-E_LE2C04A18EN_240711 VERTICAL : RBW:1000.000kHz VBW:1.100kHz SWT:Auto Limit Read Ant Cable Preamp Aux APos TPos Freq Level Line Margin Level Factor Loss Factor Factor Remark MHz dBuV/m dBuV/m dB dBuV dB/m dB dB dB cm deg 1 5352.81 43.67 54.00 -10.33 32.23 32.39 13.06 34.01 0.00 199 0 AVERAGE	Blank

Mode	13	
	Harmonic	
	U-NII-1_5.15-5.25_802.11ax HE40_CH38_Full RU_5190MHz	
ANT	1+2 (CDD)	
Pol.	Horizontal	Vertical
Peak Avg	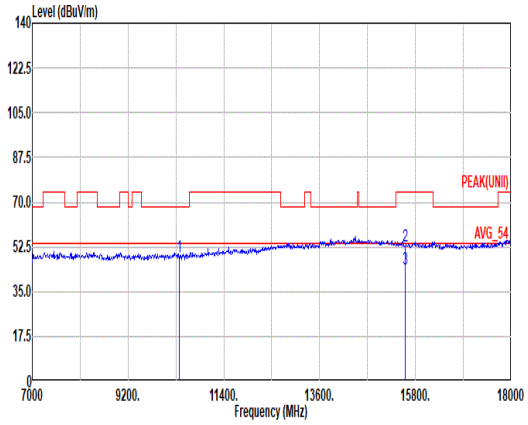 Site : 03CH22-HY Condition: PEAK(UNII) 3m DRH18-E_LE2C04A18EN_240711 HORIZONTAL Freq Level Limit Line Margin Read Level Ant Factor Cable Loss Preamp Factor Aux Factor APos TPos Remark MHz dBuV/m dBuV/m dB dBuV dB/m dB dB dB cm deg 1 10380.00 48.55 68.20 -19.65 31.35 37.34 18.53 39.17 0.50 -- -- Peak 2 15570.00 53.04 74.00 -20.96 32.68 41.24 22.92 44.35 0.55 -- -- Peak 3 15570.00 43.95 54.00 -10.05 23.59 41.24 22.92 44.35 0.55 -- -- Average	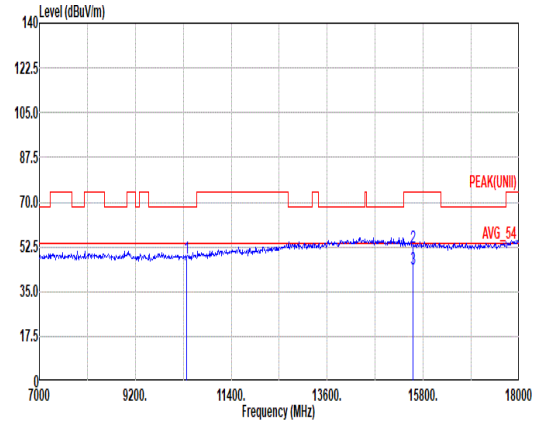 Site : 03CH22-HY Condition: PEAK(UNII) 3m DRH18-E_LE2C04A18EN_240711 VERTICAL Freq Level Limit Line Margin Read Level Ant Factor Cable Loss Preamp Factor Aux Factor APos TPos Remark MHz dBuV/m dBuV/m dB dBuV dB/m dB dB dB cm deg 1 10380.00 48.23 68.20 -19.97 31.03 37.34 18.53 39.17 0.50 -- -- Peak 2 15570.00 52.29 74.00 -21.71 31.93 41.24 22.92 44.35 0.55 -- -- Peak 3 15570.00 44.07 54.00 -9.93 23.71 41.24 22.92 44.35 0.55 -- -- Average

Mode	13	
	Harmonic	
	U-NII-1_5.15-5.25_802.11ax HE40_CH38_Full RU_5190MHz	
ANT	1+2 (CDD)	
Pol.	Horizontal	Vertical
10.6G ~18G Avg	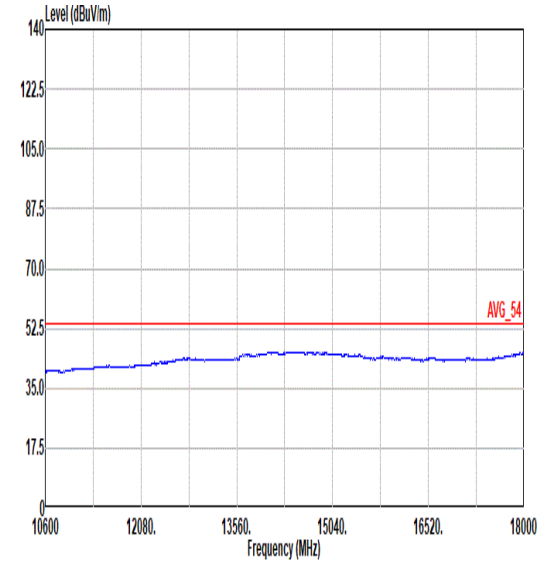	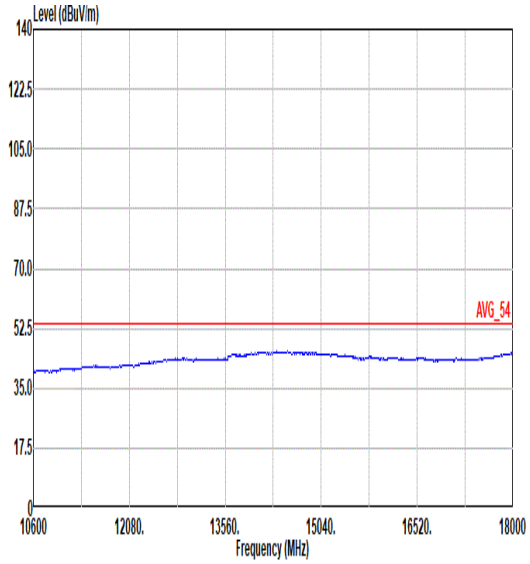

Mode	14	
	Band Edge - L	
	U-NII-1_5.15-5.25_802.11ax HE40_CH46_Full RU_5230MHz	
ANT	1+2 (CDD)	
Pol.	Horizontal	Fundamental
Peak	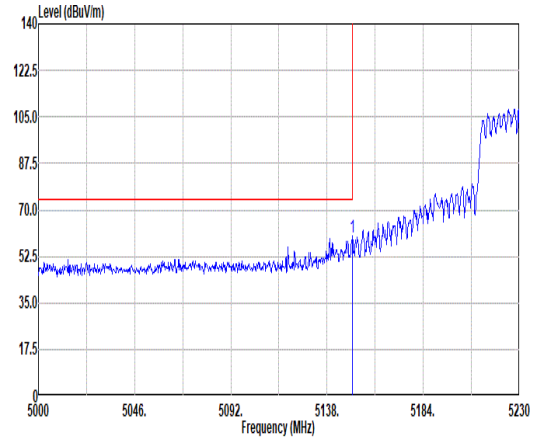 Site : 03CH22-HY Condition: PEAK_BE_74 3m DRH18-E_LE2C04A18EN_240711 HORIZONTAL : RBW:1000.000kHz VBW:3000.000kHz SWT:Auto Freq Level Limit Line Margin Read Level Ant Factor Cable Loss Preamp Factor Aux Factor APos TPos Remark MHz dBuV/m dBuV/m dB dBuV dB/m dB dB dB cm deg 1 5149.96 59.58 74.00 -14.42 47.82 32.70 12.75 33.69 0.00 200 60 PEAK	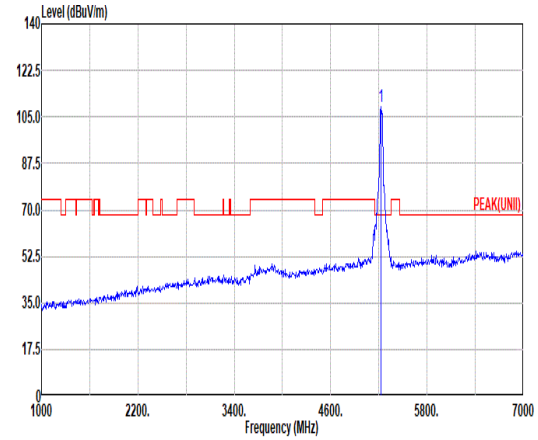 Site : 03CH22-HY Condition: PEAK(UNII) 3m DRH18-E_LE2C04A18EN_240711 HORIZONTAL : RBW:1000.000kHz VBW:3000.000kHz SWT:Auto Freq Level Limit Line Margin Read Level Ant Factor Cable Loss Preamp Factor Aux Factor APos TPos Remark MHz dBuV/m dBuV/m dB dBuV dB/m dB dB dB cm deg 1 5230.00 108.95 ------ ------ 97.40 32.48 12.89 33.82 0.00 200 60 PEAK
Avg	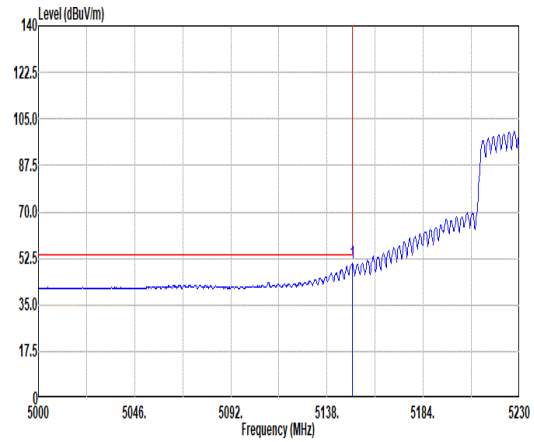 Site : 03CH22-HY Condition: AVG_BE_54 3m DRH18-E_LE2C04A18EN_240711 HORIZONTAL : RBW:1000.000kHz VBW:1.100kHz SWT:Auto Freq Level Limit Line Margin Read Level Ant Factor Cable Loss Preamp Factor Aux Factor APos TPos Remark MHz dBuV/m dBuV/m dB dBuV dB/m dB dB dB cm deg 1 5149.96 50.47 54.00 -3.53 38.71 32.70 12.75 33.69 0.00 200 60 AVERAGE	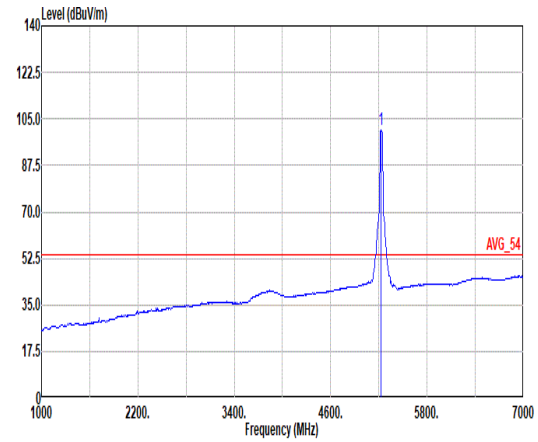 Site : 03CH22-HY Condition: AVG_54 3m DRH18-E_LE2C04A18EN_240711 HORIZONTAL : RBW:1000.000kHz VBW:1.100kHz SWT:Auto Freq Level Limit Line Margin Read Level Ant Factor Cable Loss Preamp Factor Aux Factor APos TPos Remark MHz dBuV/m dBuV/m dB dBuV dB/m dB dB dB cm deg 1 5230.00 101.10 ------ ------ 89.55 32.48 12.89 33.82 0.00 200 60 AVERAGE

Mode	14	
	Band Edge - R	
	U-NII-1_5.15-5.25_802.11ax HE40_CH46_Full RU_5230MHz	
ANT	1+2 (CDD)	
Pol.	Horizontal	Fundamental
Peak	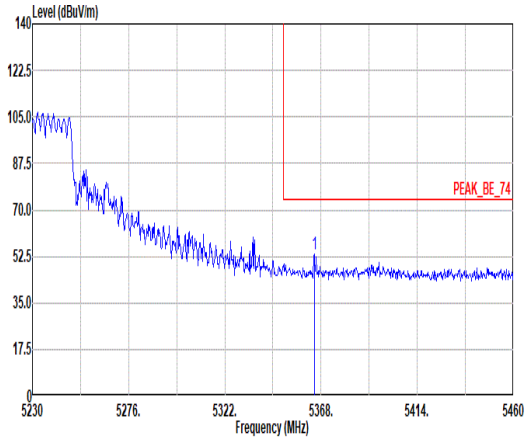 Site : 03CH22-HY Condition: PEAK_BE_74 3m DRH18-E_LE2C04A18EN_240711 HORIZONTAL : RBW:1000.000kHz VBW:3000.000kHz SWT:Auto Limit Read Ant Cable Preamp Aux APos TPos Freq Level Line Margin Level Factor Loss Factor Factor Remark MHz dBuV/m dBuV/m dB dBuV dB/m dB dB dB cm deg 1 5364.78 53.27 74.00 -20.73 41.86 32.37 13.07 34.03 0.00 200 60 PEAK	Blank
Avg	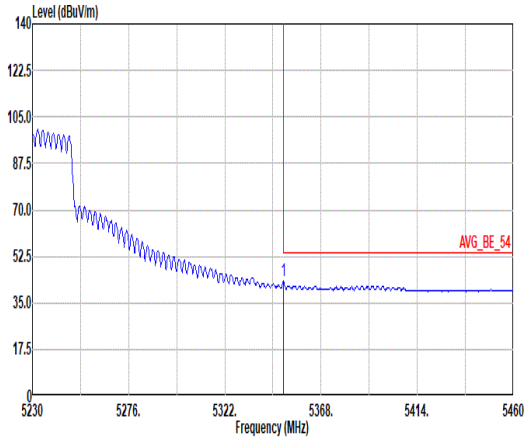 Site : 03CH22-HY Condition: AVG_BE_54 3m DRH18-E_LE2C04A18EN_240711 HORIZONTAL : RBW:1000.000kHz VBW:1.100kHz SWT:Auto Limit Read Ant Cable Preamp Aux APos TPos Freq Level Line Margin Level Factor Loss Factor Factor Remark MHz dBuV/m dBuV/m dB dBuV dB/m dB dB dB cm deg 1 5350.06 43.15 54.00 -10.85 31.71 32.40 13.05 34.01 0.00 200 60 AVERAGE	Blank

Mode	14	
	Band Edge - L	
	U-NII-1_5.15-5.25_802.11ax HE40_CH46_Full RU_5230MHz	
ANT	1+2 (CDD)	
Pol.	Vertical	Fundamental
Peak	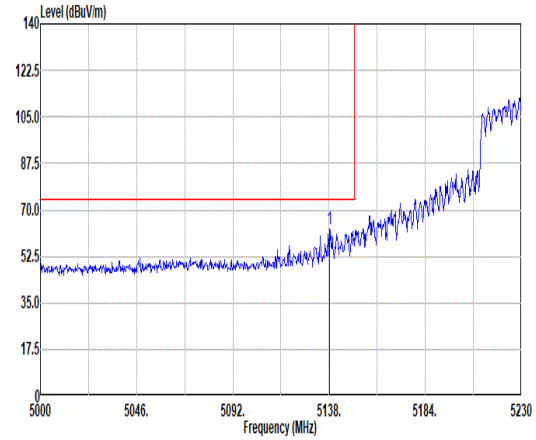 Site : 03CH22-HY Condition: PEAK_BE_74 3m DRH18-E_LE2C04A18EN_240711 VERTICAL : RBW:1000.000kHz VBW:3000.000kHz SWT:Auto Freq Level Limit Line Margin Read Level Ant Factor Cable Loss Preamp Factor Aux Factor APos TPos Remark MHz dBuV/m dBuV/m dB dBuV dB/m dB dB dB cm deg 1 5138.23 63.07 74.00 -10.93 51.37 32.65 12.73 33.68 0.00 214 360 PEAK	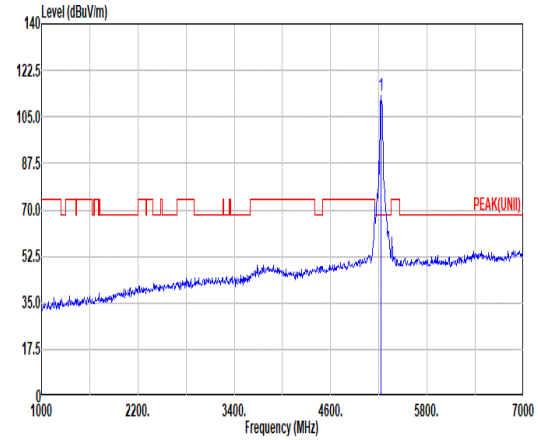 Site : 03CH22-HY Condition: PEAK(UNII) 3m DRH18-E_LE2C04A18EN_240711 VERTICAL : RBW:1000.000kHz VBW:3000.000kHz SWT:Auto Freq Level Limit Line Margin Read Level Ant Factor Cable Loss Preamp Factor Aux Factor APos TPos Remark MHz dBuV/m dBuV/m dB dBuV dB/m dB dB dB cm deg 1 5230.00 113.26 ------ ------ 101.69 32.50 12.88 33.81 0.00 214 360 PEAK
Avg	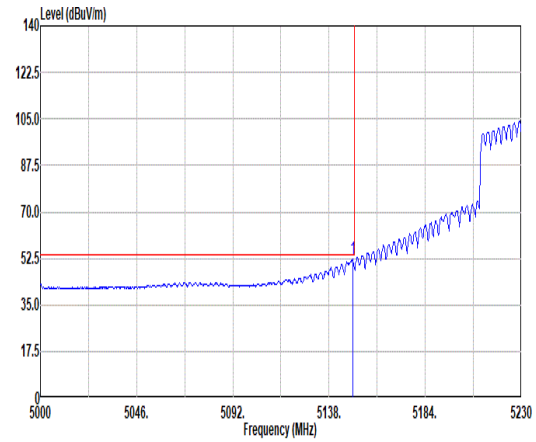 Site : 03CH22-HY Condition: AVG_BE_54 3m DRH18-E_LE2C04A18EN_240711 VERTICAL : RBW:1000.000kHz VBW:1.100kHz SWT:Auto Freq Level Limit Line Margin Read Level Ant Factor Cable Loss Preamp Factor Aux Factor APos TPos Remark MHz dBuV/m dBuV/m dB dBuV dB/m dB dB dB cm deg 1 5149.27 52.07 54.00 -1.93 40.31 32.70 12.75 33.69 0.00 214 360 AVERAGE	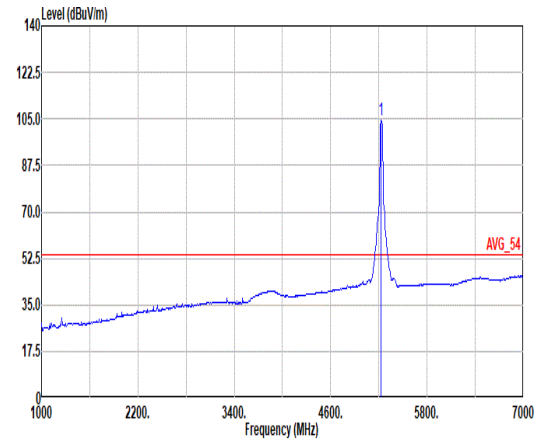 Site : 03CH22-HY Condition: AVG_54 3m DRH18-E_LE2C04A18EN_240711 VERTICAL : RBW:1000.000kHz VBW:1.100kHz SWT:Auto Freq Level Limit Line Margin Read Level Ant Factor Cable Loss Preamp Factor Aux Factor APos TPos Remark MHz dBuV/m dBuV/m dB dBuV dB/m dB dB dB cm deg 1 5230.00 104.85 ------ ------ 93.30 32.48 12.89 33.82 0.00 214 360 AVERAGE

Mode	14	
	Band Edge - R	
	U-NII-1_5.15-5.25_802.11ax HE40_CH46_Full RU_5230MHz	
ANT	1+2 (CDD)	
Pol.	Vertical	Fundamental
Peak	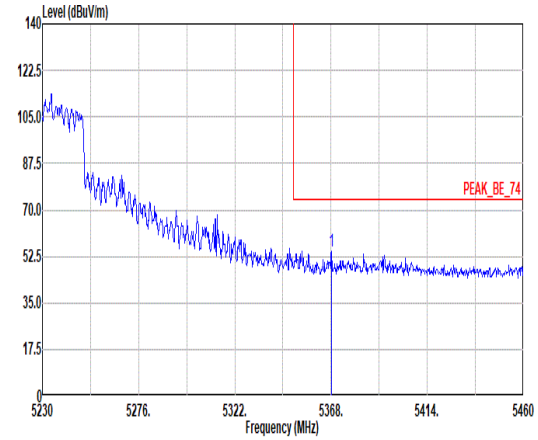 Site : 03CH22-HY Condition: PEAK_BE_74 3m DRH18-E_LE2C04A18EN_240711 VERTICAL : RBW:1000.000kHz VBW:3000.000kHz SWT:Auto Limit Read Ant Cable Preamp Aux APos TPos Freq Level Line Margin Level Factor Loss Factor Factor Remark MHz dBuV/m dBuV/m dB dBuV dB/m dB dB dB cm deg 1 5368.23 54.26 74.00 -19.74 42.85 32.36 13.08 34.03 0.00 214 360 PEAK	Blank
Avg	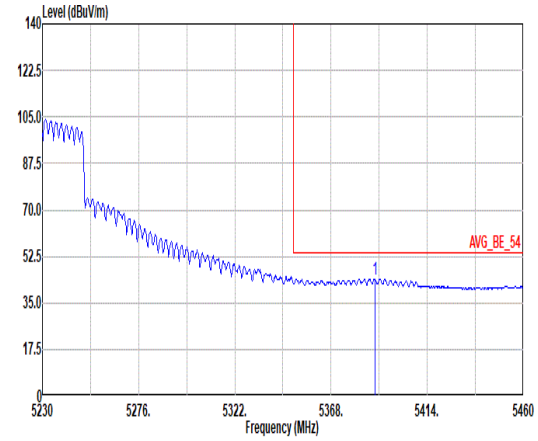 Site : 03CH22-HY Condition: AVG_BE_54 3m DRH18-E_LE2C04A18EN_240711 VERTICAL : RBW:1000.000kHz VBW:1.100kHz SWT:Auto Limit Read Ant Cable Preamp Aux APos TPos Freq Level Line Margin Level Factor Loss Factor Factor Remark MHz dBuV/m dBuV/m dB dBuV dB/m dB dB dB cm deg 1 5388.93 44.09 54.00 -9.91 32.73 32.32 13.11 34.07 0.00 214 360 AVERAGE	Blank

Mode	14	
	Harmonic	
	U-NII-1_5.15-5.25_802.11ax HE40_CH46_Full RU_5230MHz	
ANT	1+2 (CDD)	
Pol.	Horizontal	Vertical
Peak Avg	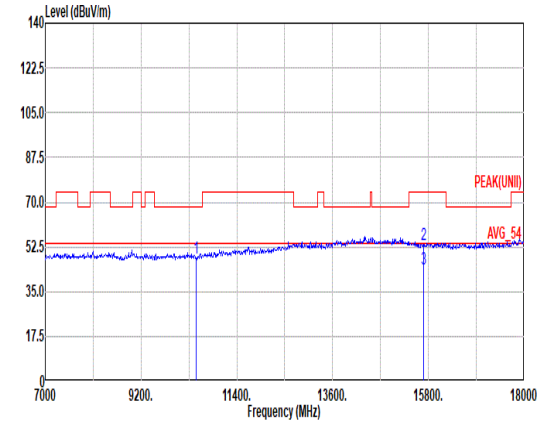 Site : 03CH22-HY Condition: PEAK(UNII) 3m DRH18-E_LE2C04A18EN_240711 HORIZONTAL Freq Level Limit Line Margin Read Level Ant Factor Cable Loss Preamp Factor Aux Factor APos TPos Remark MHz dBuV/m dBuV/m dB dBuV dB/m dB dB dB cm deg 1 10460.00 48.05 68.20 -20.15 30.91 37.30 18.61 39.28 0.51 -- -- Peak 2 15690.00 53.30 74.00 -20.70 33.27 41.04 23.01 44.58 0.56 -- -- Peak 3 15690.00 43.75 54.00 -10.25 23.72 41.04 23.01 44.58 0.56 -- -- Average	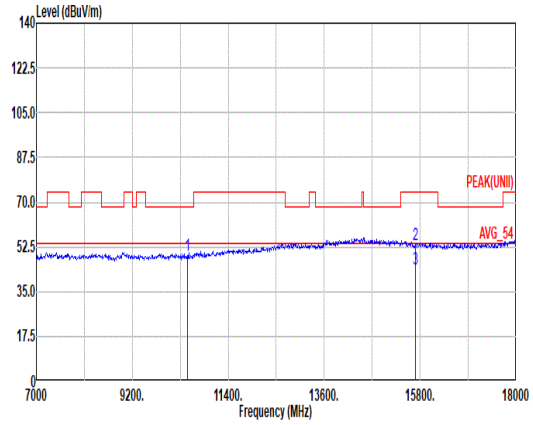 Site : 03CH22-HY Condition: PEAK(UNII) 3m DRH18-E_LE2C04A18EN_240711 VERTICAL Freq Level Limit Line Margin Read Level Ant Factor Cable Loss Preamp Factor Aux Factor APos TPos Remark MHz dBuV/m dBuV/m dB dBuV dB/m dB dB dB cm deg 1 10460.00 49.01 68.20 -19.19 31.87 37.30 18.61 39.28 0.51 -- -- Peak 2 15690.00 53.40 74.00 -20.60 33.37 41.04 23.01 44.58 0.56 -- -- Peak 3 15690.00 43.84 54.00 -10.16 23.81 41.04 23.01 44.58 0.56 -- -- Average

Mode	14	
	Harmonic	
	U-NII-1_5.15-5.25_802.11ax HE40_CH46_Full RU_5230MHz	
ANT	1+2 (CDD)	
Pol.	Horizontal	Vertical
10.6G ~18G Avg	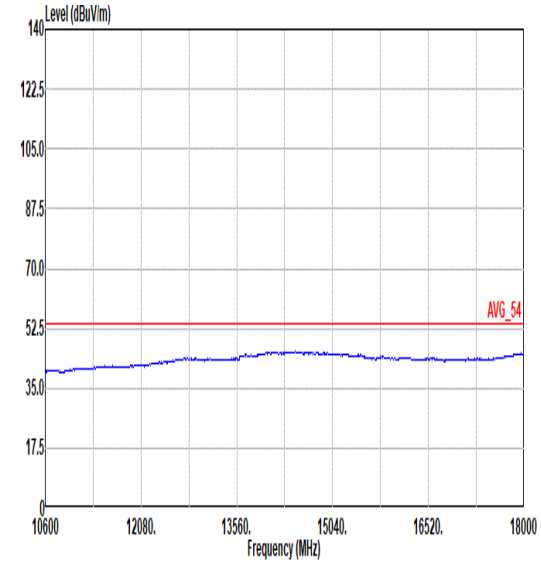	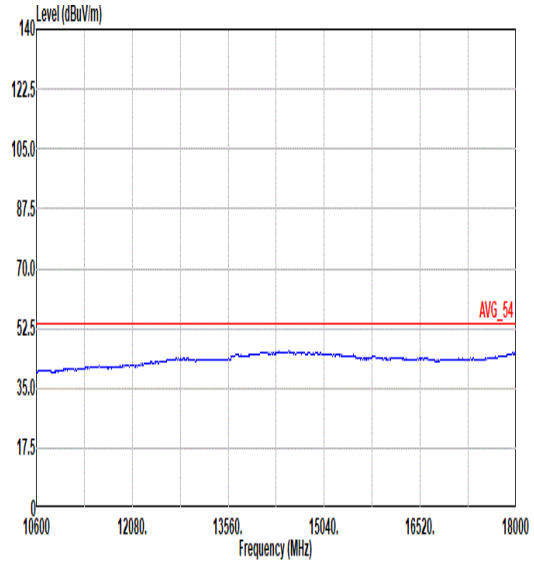

Mode	15	
	Band Edge - L	
	U-NII-1_5.15-5.25_802.11ax HE80_CH42_Full RU_5210MHz	
ANT	1+2 (CDD)	
Pol.	Horizontal	Fundamental
Peak	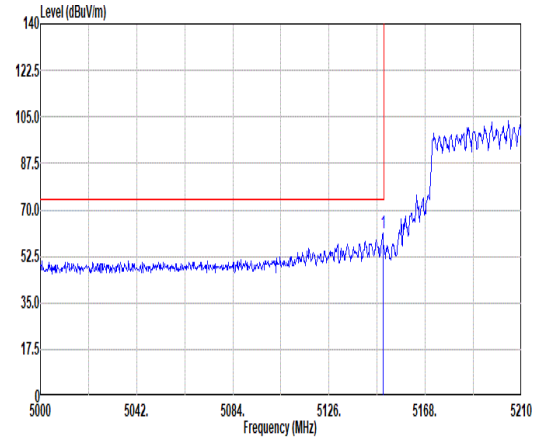 Site : 03CH22-HY Condition: PEAK_BE_74 3m DRH18-E_LE2C04A18EN_240711 HORIZONTAL : RBW:1000.000kHz VBW:3000.000kHz SWT:Auto Freq Level Limit Line Margin Read Level Ant Factor Cable Loss Preamp Factor Aux Factor APos TPos Remark MHz dBuV/m dBuV/m dB dBuV dB/m dB dB dB cm deg 1 5149.52 61.12 74.00 -12.88 49.36 32.70 12.75 33.69 0.00 204 39 PEAK	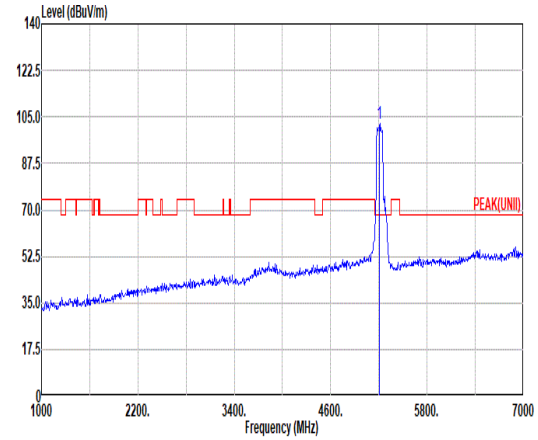 Site : 03CH22-HY Condition: PEAK(UNII) 3m DRH18-E_LE2C04A18EN_240711 HORIZONTAL : RBW:1000.000kHz VBW:3000.000kHz SWT:Auto Freq Level Limit Line Margin Read Level Ant Factor Cable Loss Preamp Factor Aux Factor APos TPos Remark MHz dBuV/m dBuV/m dB dBuV dB/m dB dB dB cm deg 1 5210.00 102.62 ------ ------ 90.99 32.55 12.87 33.79 0.00 204 39 PEAK
Avg	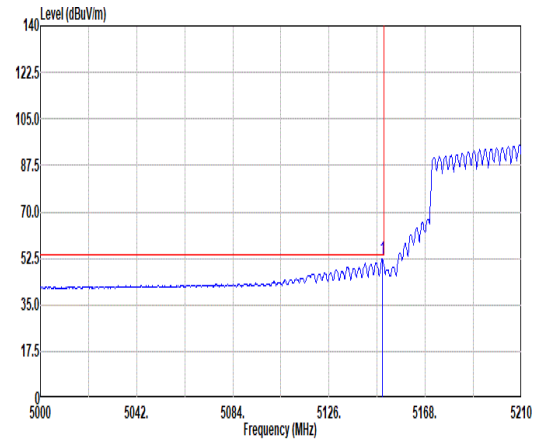 Site : 03CH22-HY Condition: AVG_BE_54 3m DRH18-E_LE2C04A18EN_240711 HORIZONTAL : RBW:1000.000kHz VBW:1.100kHz SWT:Auto Freq Level Limit Line Margin Read Level Ant Factor Cable Loss Preamp Factor Aux Factor APos TPos Remark MHz dBuV/m dBuV/m dB dBuV dB/m dB dB dB cm deg 1 5149.31 52.21 54.00 -1.79 40.45 32.70 12.75 33.69 0.00 204 39 AVERAGE	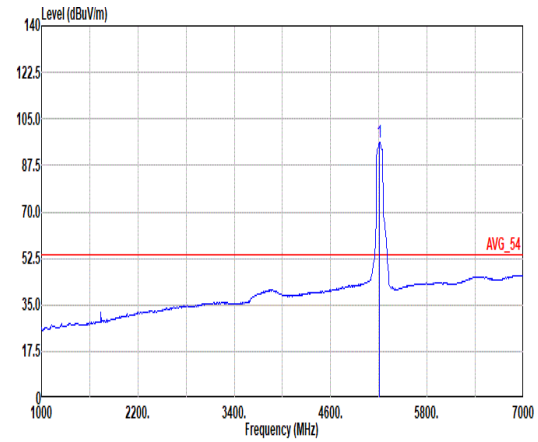 Site : 03CH22-HY Condition: AVG_54 3m DRH18-E_LE2C04A18EN_240711 HORIZONTAL : RBW:1000.000kHz VBW:1.100kHz SWT:Auto Freq Level Limit Line Margin Read Level Ant Factor Cable Loss Preamp Factor Aux Factor APos TPos Remark MHz dBuV/m dBuV/m dB dBuV dB/m dB dB dB cm deg 1 5210.00 96.09 ------ ------ 84.46 32.55 12.87 33.79 0.00 204 39 AVERAGE

Mode	15	
	Band Edge - R	
	U-NII-1_5.15-5.25_802.11ax HE80_CH42_Full RU_5210MHz	
ANT	1+2 (CDD)	
Pol.	Horizontal	Fundamental
Peak	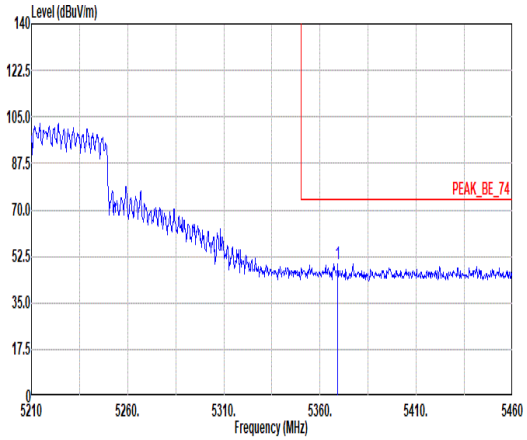 Site : 03CH22-HY Condition: PEAK_BE_74 3m DRH18-E_LE2C04A18EN_240711 HORIZONTAL : RBW:1000.000kHz VBW:3000.000kHz SWT:Auto Limit Read Ant Cable Preamp Aux APos TPos Freq Level Line Margin Level Factor Loss Factor Factor Remark MHz dBuV/m dBuV/m dB dBuV dB/m dB dB dB cm deg 1 5369.25 49.78 74.00 -24.22 38.38 32.36 13.08 34.04 0.00 204 39 PEAK	Blank
Avg	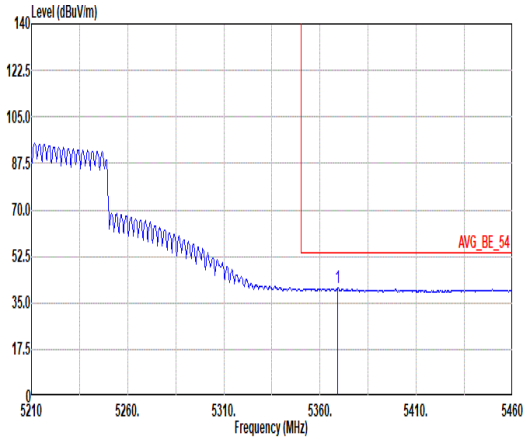 Site : 03CH22-HY Condition: AVG_BE_54 3m DRH18-E_LE2C04A18EN_240711 HORIZONTAL : RBW:1000.000kHz VBW:1.100kHz SWT:Auto Limit Read Ant Cable Preamp Aux APos TPos Freq Level Line Margin Level Factor Loss Factor Factor Remark MHz dBuV/m dBuV/m dB dBuV dB/m dB dB dB cm deg 1 5369.25 40.79 54.00 -13.21 29.39 32.36 13.08 34.04 0.00 204 39 AVERAGE	Blank

Mode	15	
	Band Edge - L	
	U-NII-1_5.15-5.25_802.11ax HE80_CH42_Full RU_5210MHz	
ANT	1+2 (CDD)	
Pol.	Vertical	Fundamental
Peak	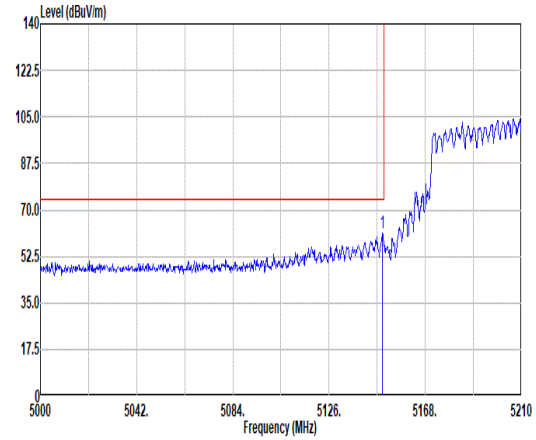 Site : 03CH22-HY Condition: PEAK_BE_74 3m DRH18-E_LE2C04A18EN_240711 VERTICAL : RBW:1000.000kHz VBW:3000.000kHz SWT:Auto Freq Level Limit Line Margin Read Level Ant Factor Cable Loss Preamp Factor Aux Factor APos TPos Remark MHz dBuV/m dBuV/m dB dBuV dB/m dB dB dB cm deg 1 5149.31 61.09 74.00 -12.91 49.33 32.70 12.75 33.69 0.00 227 39 PEAK	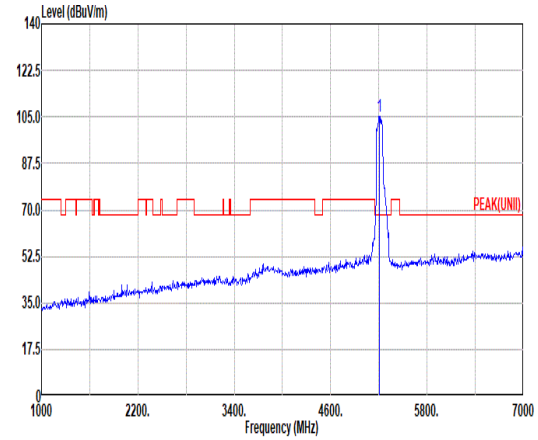 Site : 03CH22-HY Condition: PEAK(UNII) 3m DRH18-E_LE2C04A18EN_240711 VERTICAL : RBW:1000.000kHz VBW:3000.000kHz SWT:Auto Freq Level Limit Line Margin Read Level Ant Factor Cable Loss Preamp Factor Aux Factor APos TPos Remark MHz dBuV/m dBuV/m dB dBuV dB/m dB dB dB cm deg 1 5210.00 105.07 ------ ------ 93.41 32.58 12.86 33.78 0.00 227 39 PEAK
Avg	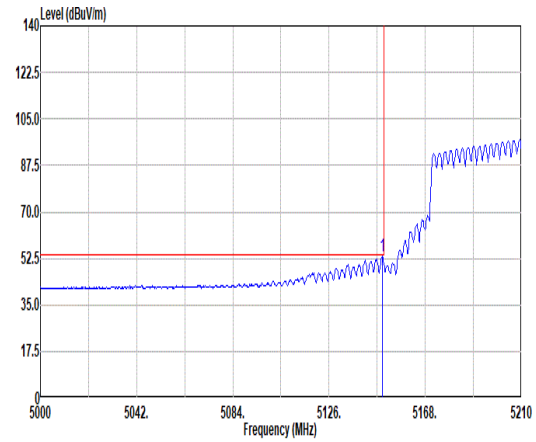 Site : 03CH22-HY Condition: AVG_BE_54 3m DRH18-E_LE2C04A18EN_240711 VERTICAL : RBW:1000.000kHz VBW:1.100kHz SWT:Auto Freq Level Limit Line Margin Read Level Ant Factor Cable Loss Preamp Factor Aux Factor APos TPos Remark MHz dBuV/m dBuV/m dB dBuV dB/m dB dB dB cm deg 1 5149.31 53.21 54.00 -0.79 41.45 32.70 12.75 33.69 0.00 227 39 AVERAGE	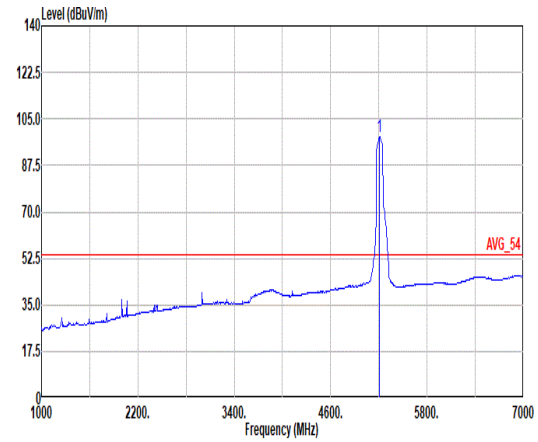 Site : 03CH22-HY Condition: AVG_54 3m DRH18-E_LE2C04A18EN_240711 VERTICAL : RBW:1000.000kHz VBW:1.100kHz SWT:Auto Freq Level Limit Line Margin Read Level Ant Factor Cable Loss Preamp Factor Aux Factor APos TPos Remark MHz dBuV/m dBuV/m dB dBuV dB/m dB dB dB cm deg 1 5210.00 98.17 ------ ------ 86.54 32.55 12.87 33.79 0.00 227 39 AVERAGE

Mode	15	
	Band Edge - R	
	U-NII-1_5.15-5.25_802.11ax HE80_CH42_Full RU_5210MHz	
ANT	1+2 (CDD)	
Pol.	Vertical	Fundamental
Peak	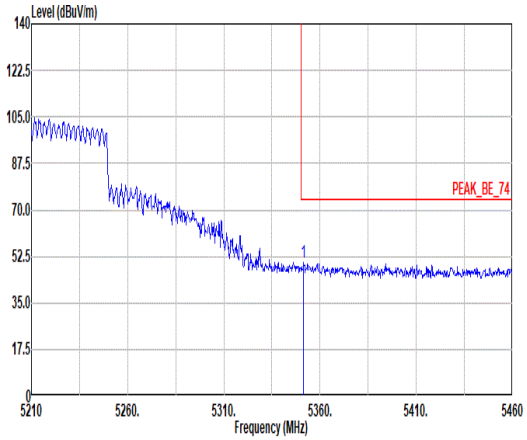 Site : 03CH22-HY Condition: PEAK_BE_74 3m DRH18-E_LE2C04A18EN_240711 VERTICAL : RBW:1000.000kHz VBW:3000.000kHz SWT:Auto Limit Read Ant Cable Preamp Aux APos TPos Freq Level Line Margin Level Factor Loss Factor Factor Remark MHz dBuV/m dBuV/m dB dBuV dB/m dB dB dB cm deg 1 5351.50 49.97 74.00 -24.03 38.53 32.40 13.05 34.01 0.00 227 39 PEAK	Blank
Avg	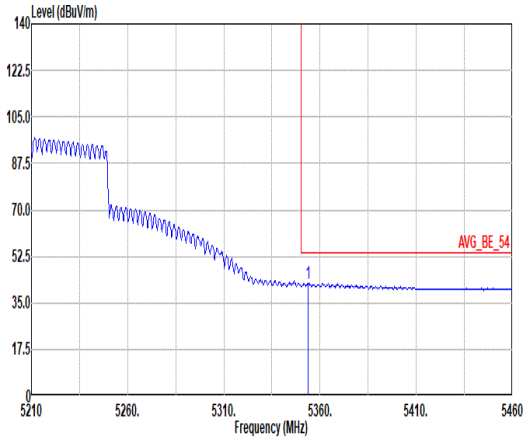 Site : 03CH22-HY Condition: AVG_BE_54 3m DRH18-E_LE2C04A18EN_240711 VERTICAL : RBW:1000.000kHz VBW:1.100kHz SWT:Auto Limit Read Ant Cable Preamp Aux APos TPos Freq Level Line Margin Level Factor Loss Factor Factor Remark MHz dBuV/m dBuV/m dB dBuV dB/m dB dB dB cm deg 1 5353.75 42.44 54.00 -11.56 31.00 32.39 13.06 34.01 0.00 227 39 AVERAGE	Blank

Mode	15	
	Harmonic	
	U-NII-1_5.15-5.25_802.11ax HE80_CH42_Full RU_5210MHz	
ANT	1+2 (CDD)	
Pol.	Horizontal	Vertical
Peak Avg	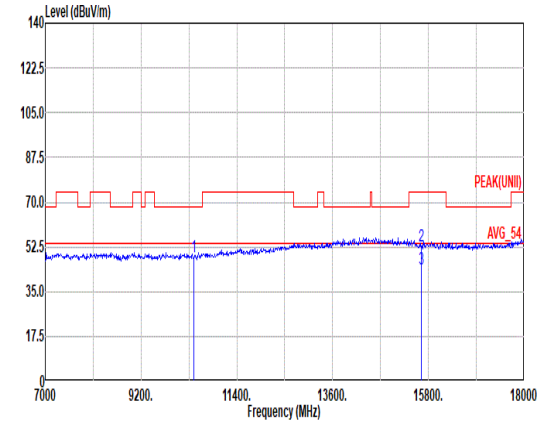 Site : 03CH22-HY Condition: PEAK(UNII) 3m DRH18-E_LE2C04A18EN_240711 HORIZONTAL Freq Level Limit Line Margin Read Level Ant Factor Cable Loss Preamp Factor Aux Factor APos TPos Remark MHz dBuV/m dBuV/m dB dBuV dB/m dB dB dB cm deg 1 10420.00 48.75 68.20 -19.45 31.60 37.30 18.57 39.22 0.50 -- -- Peak 2 15630.00 52.69 74.00 -21.31 32.39 41.24 22.96 44.46 0.56 -- -- Peak 3 15630.00 44.01 54.00 -9.99 23.71 41.24 22.96 44.46 0.56 -- -- Average	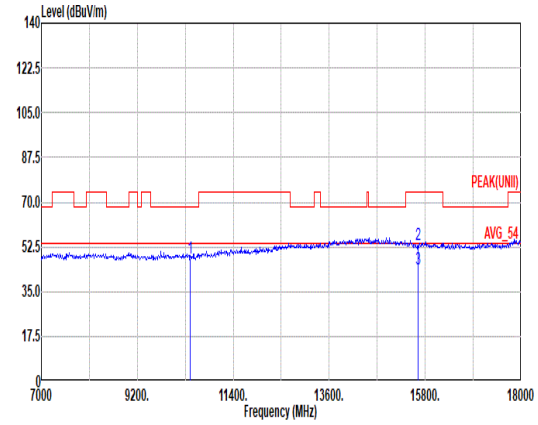 Site : 03CH22-HY Condition: PEAK(UNII) 3m DRH18-E_LE2C04A18EN_240711 VERTICAL Freq Level Limit Line Margin Read Level Ant Factor Cable Loss Preamp Factor Aux Factor APos TPos Remark MHz dBuV/m dBuV/m dB dBuV dB/m dB dB dB cm deg 1 10420.00 48.15 68.20 -20.05 31.00 37.30 18.57 39.22 0.50 -- -- Peak 2 15630.00 53.29 74.00 -20.71 32.99 41.24 22.96 44.46 0.56 -- -- Peak 3 15630.00 44.06 54.00 -9.94 23.76 41.24 22.96 44.46 0.56 -- -- Average

Mode	15	
	Harmonic	
	U-NII-1_5.15-5.25_802.11ax HE80_CH42_Full RU_5210MHz	
ANT	1+2 (CDD)	
Pol.	Horizontal	Vertical
10.6G ~18G Avg	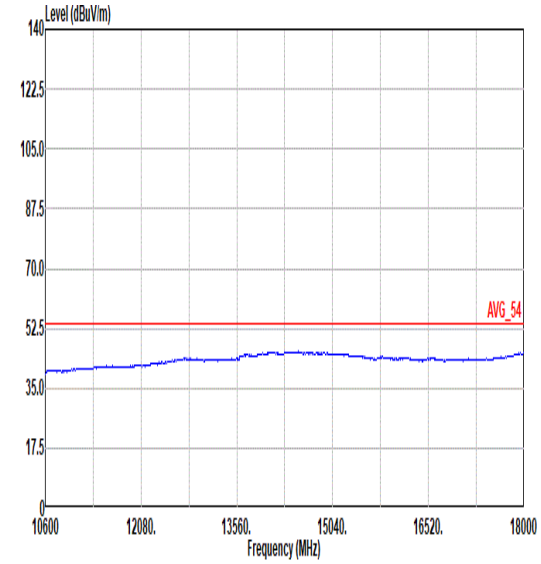	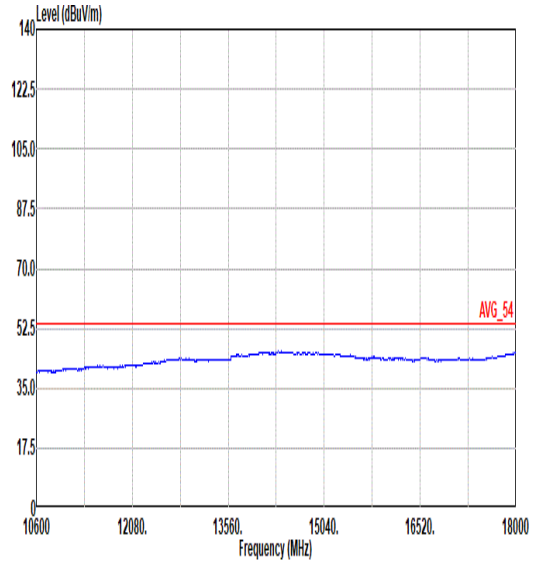

Mode	16	
	Band Edge - L	
	U-NII-2A_5.25-5.35_802.11a_CH52_5260MHz	
ANT	1+2 (CDD)	
Pol.	Horizontal	Fundamental
Peak	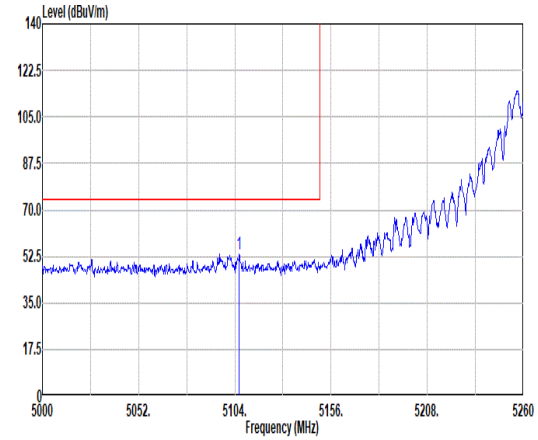 Site : 03CH22-HY Condition: PEAK_BE_74 3m DRH18-E_LE2C04A18EN_240711 HORIZONTAL : RBW:1000.000kHz VBW:3000.000kHz SWT:Auto Freq Level Limit Line Margin Read Level Ant Factor Cable Loss Preamp Factor Aux Factor APos TPos Remark MHz dBuV/m dBuV/m dB dBuV dB/m dB dB dB cm deg 1 5106.34 53.50 74.00 -20.50 41.94 32.53 12.66 33.63 0.00 225 77 PEAK	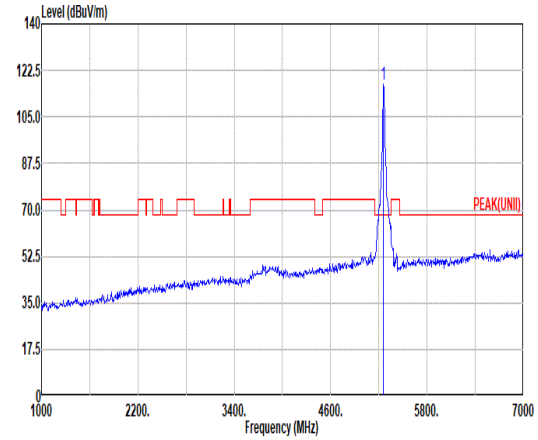 Site : 03CH22-HY Condition: PEAK(UNII) 3m DRH18-E_LE2C04A18EN_240711 HORIZONTAL : RBW:1000.000kHz VBW:3000.000kHz SWT:Auto Freq Level Limit Line Margin Read Level Ant Factor Cable Loss Preamp Factor Aux Factor APos TPos Remark MHz dBuV/m dBuV/m dB dBuV dB/m dB dB dB cm deg 1 5260.00 117.12 ------ ------ 105.68 32.38 12.93 33.87 0.00 225 77 PEAK
Avg	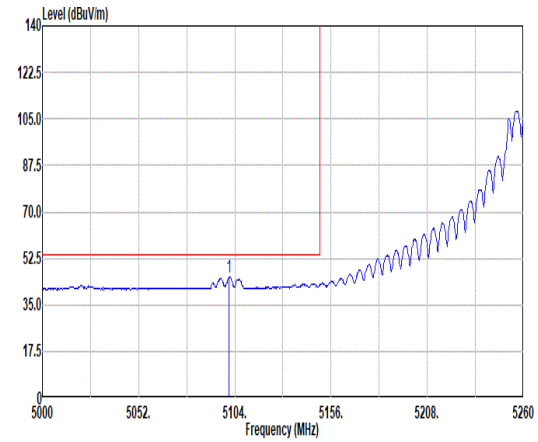 Site : 03CH22-HY Condition: AVG_BE_54 3m DRH18-E_LE2C04A18EN_240711 HORIZONTAL : RBW:1000.000kHz VBW:1.000kHz SWT:Auto Freq Level Limit Line Margin Read Level Ant Factor Cable Loss Preamp Factor Aux Factor APos TPos Remark MHz dBuV/m dBuV/m dB dBuV dB/m dB dB dB cm deg 1 5100.88 45.60 54.00 -8.40 34.07 32.50 12.65 33.62 0.00 225 77 AVERAGE	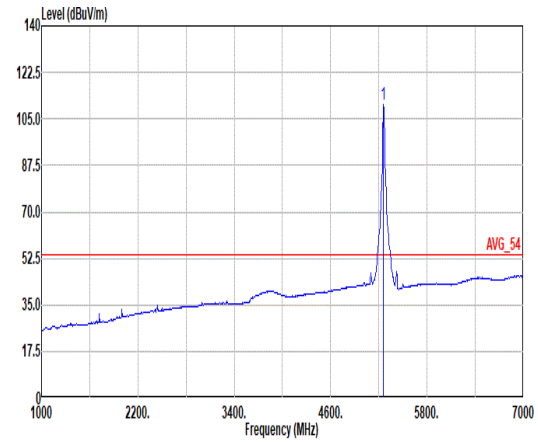 Site : 03CH22-HY Condition: AVG_54 3m DRH18-E_LE2C04A18EN_240711 HORIZONTAL : RBW:1000.000kHz VBW:1.000kHz SWT:Auto Freq Level Limit Line Margin Read Level Ant Factor Cable Loss Preamp Factor Aux Factor APos TPos Remark MHz dBuV/m dBuV/m dB dBuV dB/m dB dB dB cm deg 1 5260.00 110.33 ------ ------ 98.89 32.38 12.93 33.87 0.00 225 77 AVERAGE

Mode	16	
	Band Edge - R	
	U-NII-2A_5.25-5.35_802.11a_CH52_5260MHz	
ANT	1+2 (CDD)	
Pol.	Horizontal	Fundamental
Peak	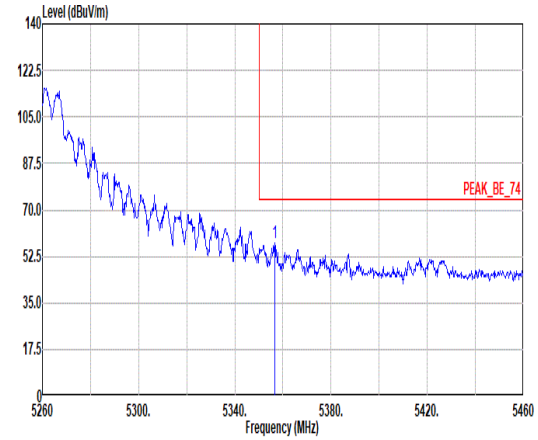 Site : 03CH22-HY Condition: PEAK_BE_74 3m DRH18-E_LE2C04A18EN_240711 HORIZONTAL : RBW:1000.000kHz VBW:3000.000kHz SWT:Auto Limit Read Ant Cable Preamp Aux APos TPos Freq Level Line Margin Level Factor Loss Factor Factor Remark MHz dBuV/m dBuV/m dB dBuV dB/m dB dB dB cm deg 1 5356.60 57.39 74.00 -16.61 45.96 32.39 13.06 34.02 0.00 225 77 PEAK	Blank
Avg	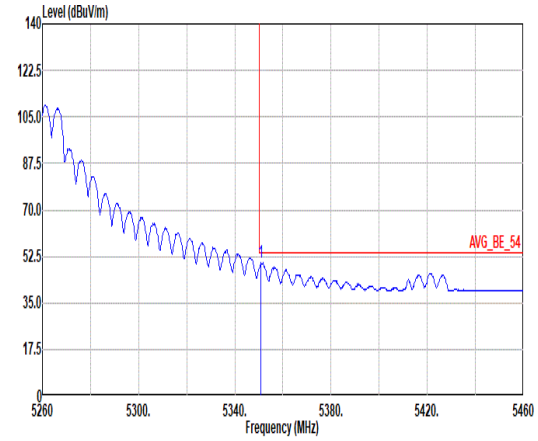 Site : 03CH22-HY Condition: AVG_BE_54 3m DRH18-E_LE2C04A18EN_240711 HORIZONTAL : RBW:1000.000kHz VBW:1.000kHz SWT:Auto Limit Read Ant Cable Preamp Aux APos TPos Freq Level Line Margin Level Factor Loss Factor Factor Remark MHz dBuV/m dBuV/m dB dBuV dB/m dB dB dB cm deg 1 5350.80 50.25 54.00 -3.75 38.81 32.40 13.05 34.01 0.00 225 77 AVERAGE	Blank

Mode	16	
	Band Edge - L	
	U-NII-2A_5.25-5.35_802.11a_CH52_5260MHz	
ANT	1+2 (CDD)	
Pol.	Vertical	Fundamental
Peak	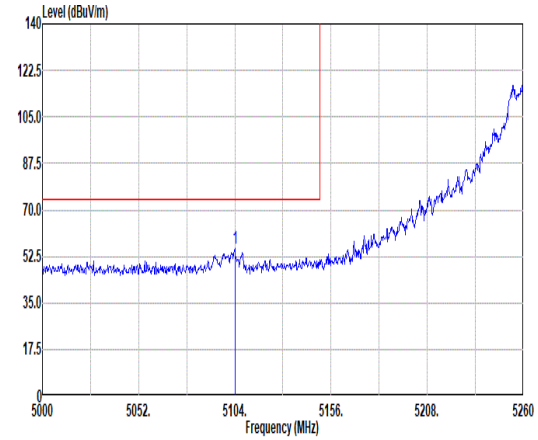 Site : 03CH22-HY Condition: PEAK_BE_74 3m DRH18-E_LE2C04A18EN_240711 VERTICAL : RBW:1000.000kHz VBW:3000.000kHz SWT:Auto Freq Level Limit Line Margin Read Level Ant Factor Cable Loss Preamp Factor Aux Factor APos TPos Remark MHz dBuV/m dBuV/m dB dBuV dB/m dB dB dB cm deg 1 5104.00 55.24 74.00 -18.76 43.68 32.52 12.66 33.62 0.00 400 7 PEAK	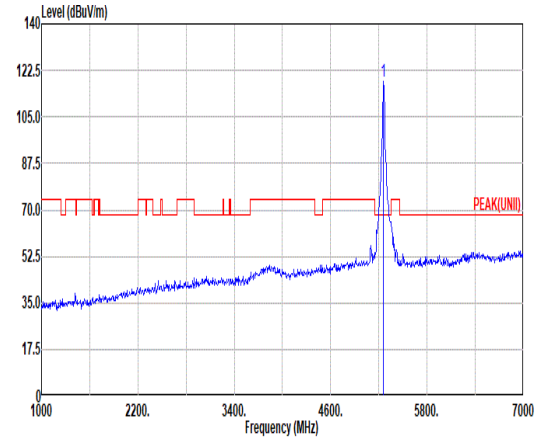 Site : 03CH22-HY Condition: PEAK(UNII) 3m DRH18-E_LE2C04A18EN_240711 VERTICAL : RBW:1000.000kHz VBW:3000.000kHz SWT:Auto Freq Level Limit Line Margin Read Level Ant Factor Cable Loss Preamp Factor Aux Factor APos TPos Remark MHz dBuV/m dBuV/m dB dBuV dB/m dB dB dB cm deg 1 5260.00 118.48 ------ ------ 107.04 32.38 12.93 33.87 0.00 400 7 PEAK
Avg	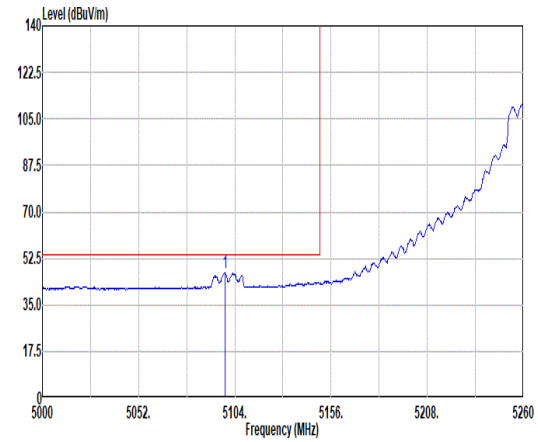 Site : 03CH22-HY Condition: AVG_BE_54 3m DRH18-E_LE2C04A18EN_240711 VERTICAL : RBW:1000.000kHz VBW:1.000kHz SWT:Auto Freq Level Limit Line Margin Read Level Ant Factor Cable Loss Preamp Factor Aux Factor APos TPos Remark MHz dBuV/m dBuV/m dB dBuV dB/m dB dB dB cm deg 1 5098.54 46.97 54.00 -7.03 35.43 32.50 12.65 33.61 0.00 400 7 AVERAGE	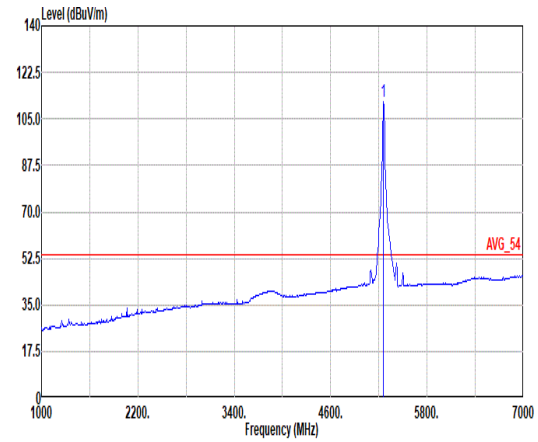 Site : 03CH22-HY Condition: AVG_54 3m DRH18-E_LE2C04A18EN_240711 VERTICAL : RBW:1000.000kHz VBW:1.000kHz SWT:Auto Freq Level Limit Line Margin Read Level Ant Factor Cable Loss Preamp Factor Aux Factor APos TPos Remark MHz dBuV/m dBuV/m dB dBuV dB/m dB dB dB cm deg 1 5260.00 111.42 ------ ------ 99.98 32.38 12.93 33.87 0.00 400 7 AVERAGE

Mode	16	
	Band Edge - R	
	U-NII-2A_5.25-5.35_802.11a_CH52_5260MHz	
ANT	1+2 (CDD)	
Pol.	Vertical	Fundamental
Peak	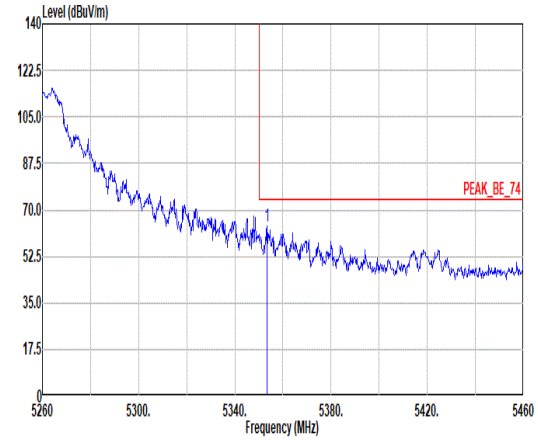 Site : 03CH22-HY Condition: PEAK_BE_74 3m DRH18-E_LE2C04A18EN_240711 VERTICAL : RBW:1000.000kHz VBW:3000.000kHz SWT:Auto Limit Read Ant Cable Preamp Aux APos TPos Freq Level Line Margin Level Factor Loss Factor Factor Remark MHz dBuV/m dBuV/m dB dBuV dB/m dB dB dB cm deg 1 5353.40 64.03 74.00 -9.97 52.59 32.39 13.06 34.01 0.00 400 7 PEAK	Blank
Avg	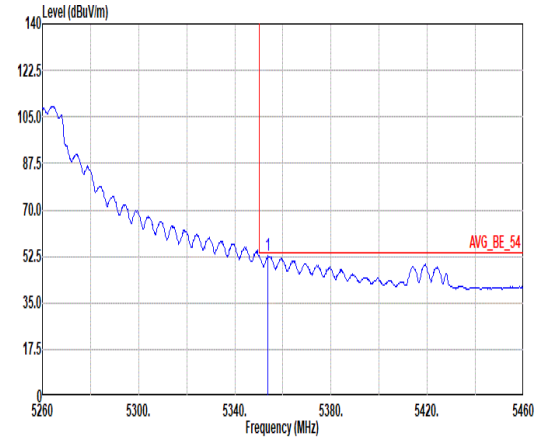 Site : 03CH22-HY Condition: AVG_BE_54 3m DRH18-E_LE2C04A18EN_240711 VERTICAL : RBW:1000.000kHz VBW:1.000kHz SWT:Auto Limit Read Ant Cable Preamp Aux APos TPos Freq Level Line Margin Level Factor Loss Factor Factor Remark MHz dBuV/m dBuV/m dB dBuV dB/m dB dB dB cm deg 1 5353.80 52.92 54.00 -1.08 41.48 32.39 13.06 34.01 0.00 400 7 AVERAGE	Blank

Mode	16	
	Harmonic	
	U-NII-2A_5.25-5.35_802.11a_CH52_5260MHz	
ANT	1+2 (CDD)	
Pol.	Horizontal	Vertical
Peak Avg	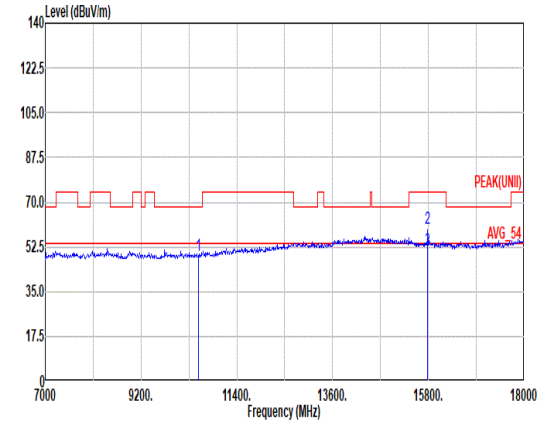 Site : 03CH22-HY Condition: PEAK(UNII) 3m DRH18-E_LE2C04A18EN_240711 HORIZONTAL Freq Level Limit Line Margin Read Level Ant Factor Cable Loss Preamp Factor Aux Factor APos TPos Remark MHz dBuV/m dBuV/m dB dBuV dB/m dB dB dB cm deg 1 10520.00 49.25 68.20 -18.95 32.08 37.34 18.66 39.34 0.51 -- -- Peak 2 15780.00 59.74 74.00 -14.26 39.38 41.46 23.08 44.75 0.57 196 311 Peak 3 15780.00 51.09 54.00 -2.91 30.73 41.46 23.08 44.75 0.57 196 311 Average	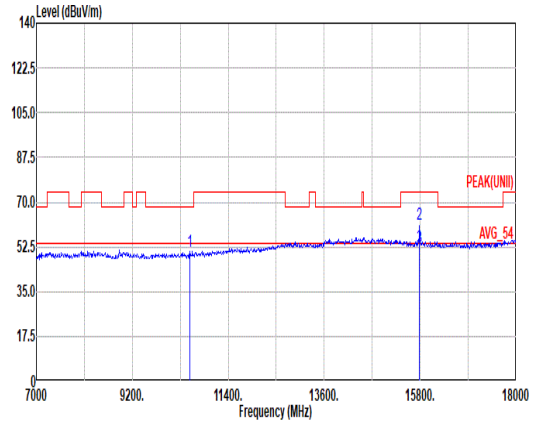 Site : 03CH22-HY Condition: PEAK(UNII) 3m DRH18-E_LE2C04A18EN_240711 VERTICAL Freq Level Limit Line Margin Read Level Ant Factor Cable Loss Preamp Factor Aux Factor APos TPos Remark MHz dBuV/m dBuV/m dB dBuV dB/m dB dB dB cm deg 1 10520.00 50.71 68.20 -17.49 33.54 37.34 18.66 39.34 0.51 -- -- Peak 2 15780.00 61.53 74.00 -12.47 41.17 41.46 23.08 44.75 0.57 298 14 Peak 3 15780.00 52.33 54.00 -1.67 31.97 41.46 23.08 44.75 0.57 298 14 Average

Mode	16	
	Harmonic	
	U-NII-2A_5.25-5.35_802.11a_CH52_5260MHz	
ANT	1+2 (CDD)	
Pol.	Horizontal	Vertical
10.6G ~18G Avg	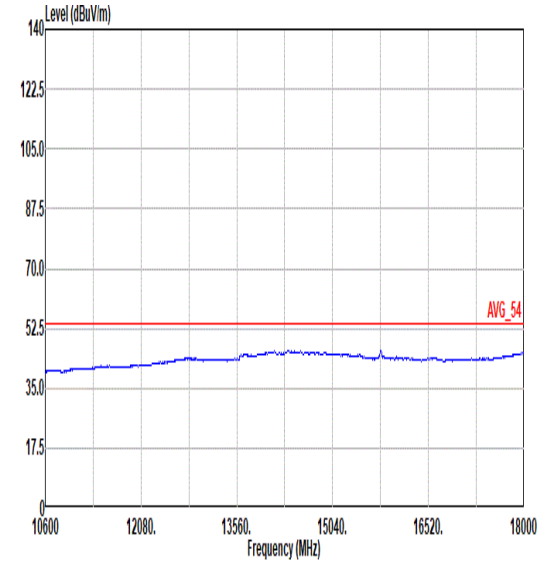	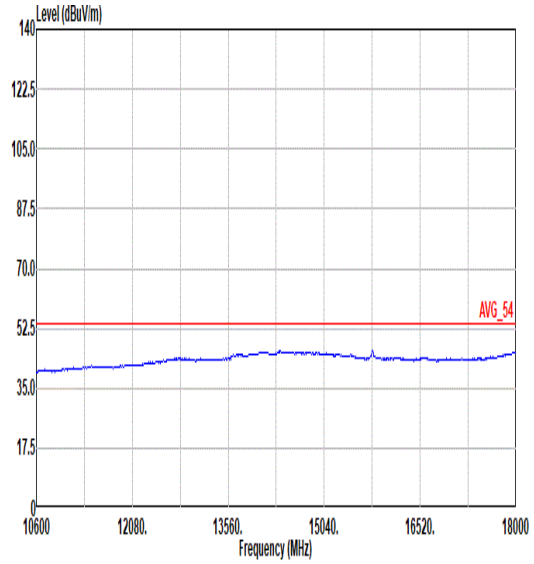

Mode	17	
	Band Edge - L	
	U-NII-2A_5.25-5.35_802.11a_CH60_5300MHz	
ANT	1+2 (CDD)	
Pol.	Horizontal	Fundamental
Peak	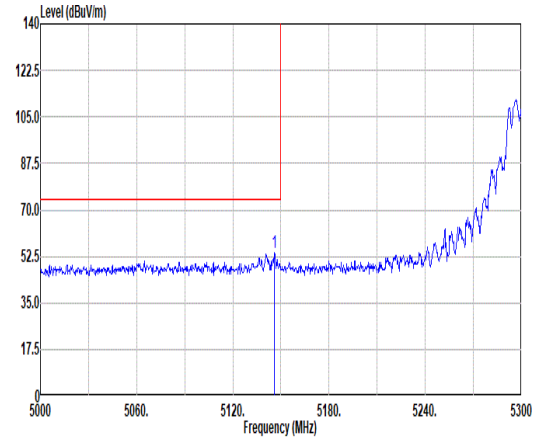 Site : 03CH22-HY Condition: PEAK_BE_74 3m DRH18-E_LE2C04A18EN_240711 HORIZONTAL : RBW:1000.000kHz VBW:3000.000kHz SWT:Auto Freq Level Limit Line Margin Read Level Ant Factor Cable Loss Preamp Factor Aux Factor APos TPos Remark MHz dBuV/m dBuV/m dB dBuV dB/m dB dB dB cm deg 1 5146.10 54.14 74.00 -19.86 42.41 32.68 12.74 33.69 0.00 224 77 PEAK	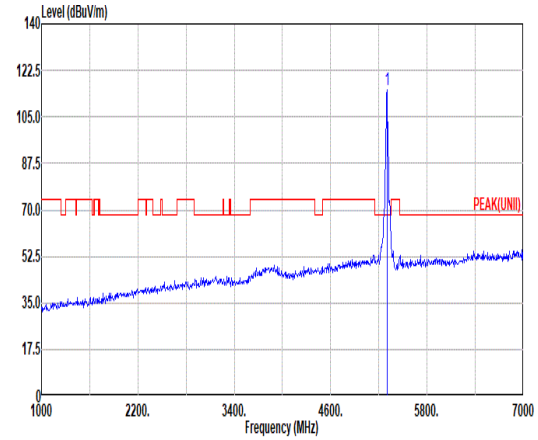 Site : 03CH22-HY Condition: PEAK(UNII) 3m DRH18-E_LE2C04A18EN_240711 HORIZONTAL : RBW:1000.000kHz VBW:3000.000kHz SWT:Auto Freq Level Limit Line Margin Read Level Ant Factor Cable Loss Preamp Factor Aux Factor APos TPos Remark MHz dBuV/m dBuV/m dB dBuV dB/m dB dB dB cm deg 1 5300.00 115.02 ------ ------ 103.66 32.30 12.99 33.93 0.00 224 77 PEAK
Avg	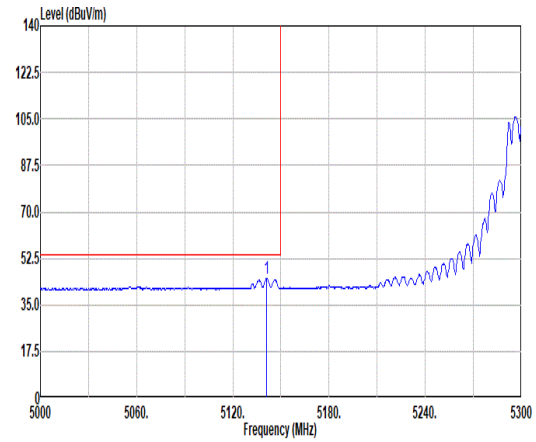 Site : 03CH22-HY Condition: AVG_BE_54 3m DRH18-E_LE2C04A18EN_240711 HORIZONTAL : RBW:1000.000kHz VBW:1.000kHz SWT:Auto Freq Level Limit Line Margin Read Level Ant Factor Cable Loss Preamp Factor Aux Factor APos TPos Remark MHz dBuV/m dBuV/m dB dBuV dB/m dB dB dB cm deg 1 5141.00 44.99 54.00 -9.01 33.28 32.66 12.73 33.68 0.00 224 77 AVERAGE	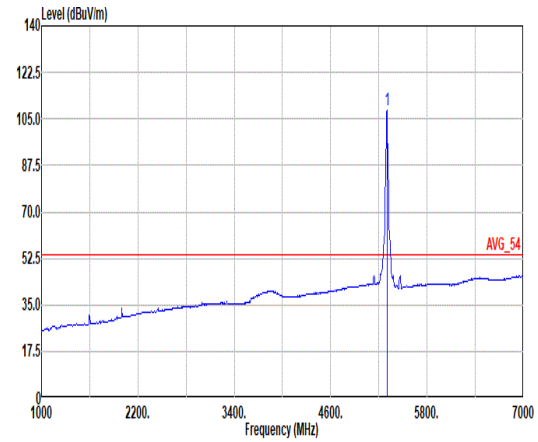 Site : 03CH22-HY Condition: AVG_54 3m DRH18-E_LE2C04A18EN_240711 HORIZONTAL : RBW:1000.000kHz VBW:1.000kHz SWT:Auto Freq Level Limit Line Margin Read Level Ant Factor Cable Loss Preamp Factor Aux Factor APos TPos Remark MHz dBuV/m dBuV/m dB dBuV dB/m dB dB dB cm deg 1 5300.00 108.10 ------ ------ 96.74 32.30 12.99 33.93 0.00 224 77 AVERAGE

Mode	17	
	Band Edge - R	
	U-NII-2A_5.25-5.35_802.11a_CH60_5300MHz	
ANT	1+2 (CDD)	
Pol.	Horizontal	Fundamental
Peak	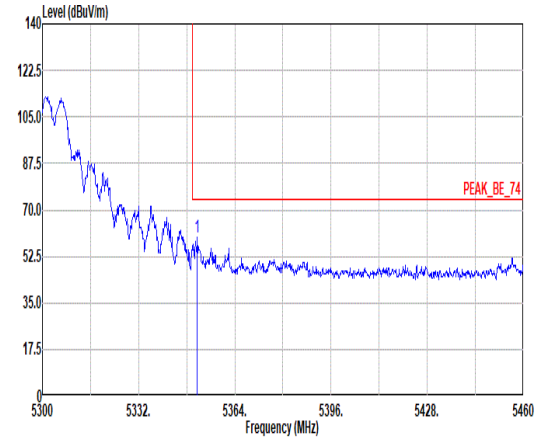 Site : 03CH22-HY Condition: PEAK_BE_74 3m DRH18-E_LE2C04A18EN_240711 HORIZONTAL : RBW:1000.000kHz VBW:3000.000kHz SWT:Auto Limit Read Ant Cable Preamp Aux APos TPos Freq Level Line Margin Level Factor Loss Factor Factor Remark MHz dBuV/m dBuV/m dB dBuV dB/m dB dB dB cm deg 1 5351.52 59.59 74.00 -14.41 48.15 32.40 13.05 34.01 0.00 224 77 PEAK	Blank
Avg	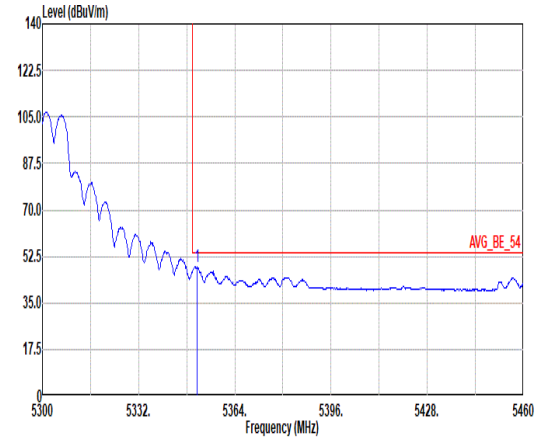 Site : 03CH22-HY Condition: AVG_BE_54 3m DRH18-E_LE2C04A18EN_240711 HORIZONTAL : RBW:1000.000kHz VBW:1.000kHz SWT:Auto Limit Read Ant Cable Preamp Aux APos TPos Freq Level Line Margin Level Factor Loss Factor Factor Remark MHz dBuV/m dBuV/m dB dBuV dB/m dB dB dB cm deg 1 5351.52 48.41 54.00 -5.59 36.97 32.40 13.05 34.01 0.00 224 77 AVERAGE	Blank

Mode	17	
	Band Edge - L	
	U-NII-2A_5.25-5.35_802.11a_CH60_5300MHz	
ANT	1+2 (CDD)	
Pol.	Vertical	Fundamental
Peak	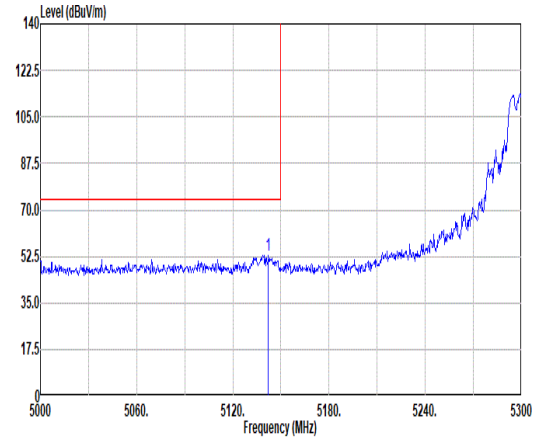 Site : 03CH22-HY Condition: PEAK_BE_74 3m DRH18-E_LE2C04A18EN_240711 VERTICAL : RBW:1000.000kHz VBW:3000.000kHz SWT:Auto Freq Level Limit Line Margin Read Level Ant Factor Cable Loss Preamp Factor Aux Factor APos TPos Remark MHz dBuV/m dBuV/m dB dBuV dB/m dB dB dB cm deg 1 5142.20 52.81 74.00 -21.19 41.09 32.67 12.73 33.68 0.00 400 6 PEAK	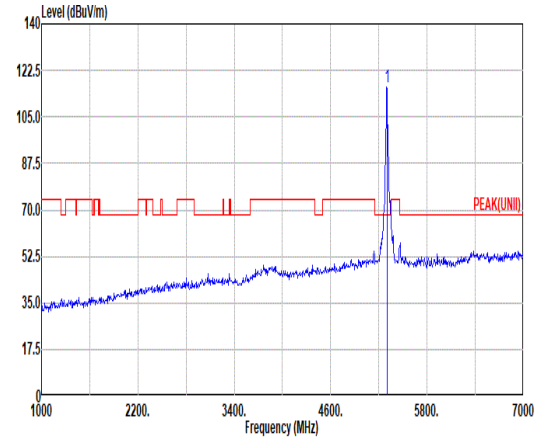 Site : 03CH22-HY Condition: PEAK(UNII) 3m DRH18-E_LE2C04A18EN_240711 VERTICAL : RBW:1000.000kHz VBW:3000.000kHz SWT:Auto Freq Level Limit Line Margin Read Level Ant Factor Cable Loss Preamp Factor Aux Factor APos TPos Remark MHz dBuV/m dBuV/m dB dBuV dB/m dB dB dB cm deg 1 5300.00 116.11 ------ ------ 104.74 32.31 12.98 33.92 0.00 400 6 PEAK
Avg	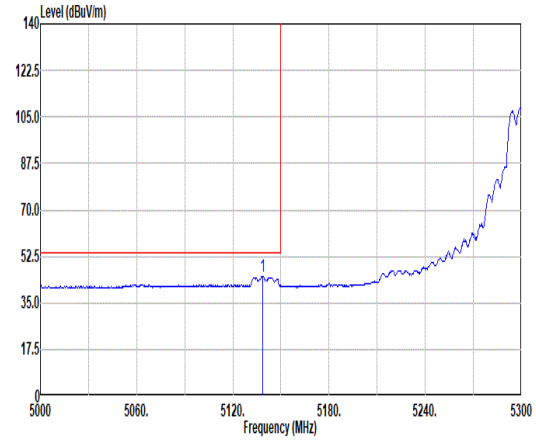 Site : 03CH22-HY Condition: AVG_BE_54 3m DRH18-E_LE2C04A18EN_240711 VERTICAL : RBW:1000.000kHz VBW:1.000kHz SWT:Auto Freq Level Limit Line Margin Read Level Ant Factor Cable Loss Preamp Factor Aux Factor APos TPos Remark MHz dBuV/m dBuV/m dB dBuV dB/m dB dB dB cm deg 1 5138.60 45.11 54.00 -8.89 33.41 32.65 12.73 33.68 0.00 400 6 AVERAGE	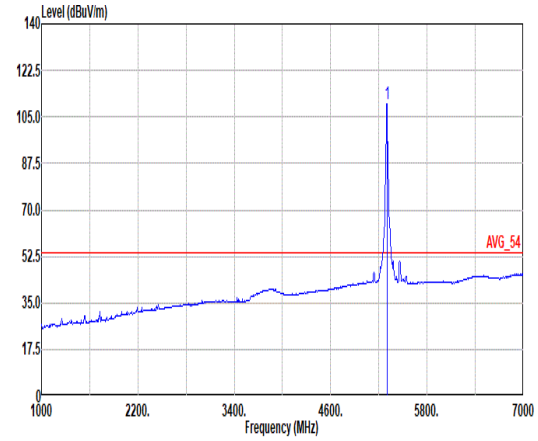 Site : 03CH22-HY Condition: AVG_54 3m DRH18-E_LE2C04A18EN_240711 VERTICAL : RBW:1000.000kHz VBW:1.000kHz SWT:Auto Freq Level Limit Line Margin Read Level Ant Factor Cable Loss Preamp Factor Aux Factor APos TPos Remark MHz dBuV/m dBuV/m dB dBuV dB/m dB dB dB cm deg 1 5300.00 109.87 ------ ------ 98.50 32.31 12.98 33.92 0.00 400 6 AVERAGE

Mode	17	
	Band Edge - R	
	U-NII-2A_5.25-5.35_802.11a_CH60_5300MHz	
ANT	1+2 (CDD)	
Pol.	Vertical	Fundamental
Peak	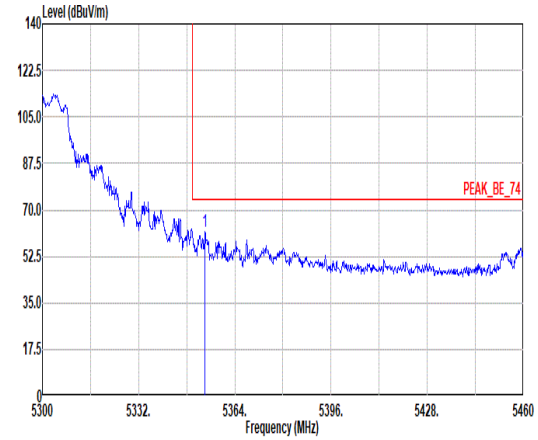 Site : 03CH22-HY Condition: PEAK_BE_74 3m DRH18-E_LE2C04A18EN_240711 VERTICAL : RBW:1000.000kHz VBW:3000.000kHz SWT:Auto Limit Read Ant Cable Preamp Aux APos TPos Freq Level Line Margin Level Factor Loss Factor Factor Remark MHz dBuV/m dBuV/m dB dBuV dB/m dB dB dB cm deg 1 5354.08 62.03 74.00 -11.97 50.59 32.39 13.06 34.01 0.00 400 6 PEAK	Blank
Avg	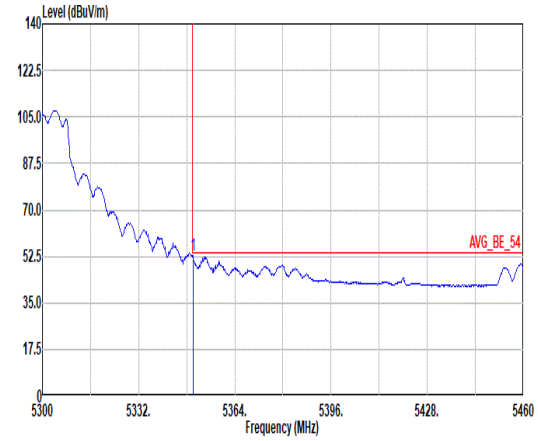 Site : 03CH22-HY Condition: AVG_BE_54 3m DRH18-E_LE2C04A18EN_240711 VERTICAL : RBW:1000.000kHz VBW:1.000kHz SWT:Auto Limit Read Ant Cable Preamp Aux APos TPos Freq Level Line Margin Level Factor Loss Factor Factor Remark MHz dBuV/m dBuV/m dB dBuV dB/m dB dB dB cm deg 1 5350.08 52.58 54.00 -1.42 41.14 32.40 13.05 34.01 0.00 400 6 AVERAGE	Blank

Mode	17	
	Harmonic	
	U-NII-2A_5.25-5.35_802.11a_CH60_5300MHz	
ANT	1+2 (CDD)	
Pol.	Horizontal	Vertical
Peak Avg	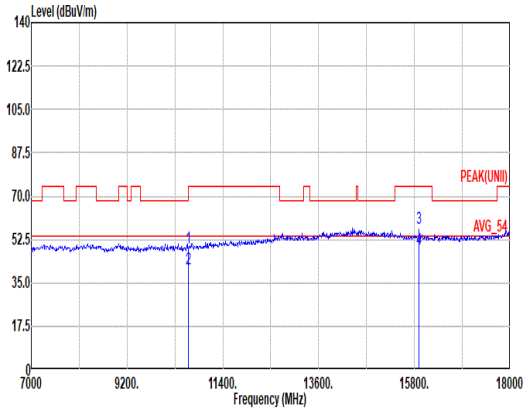 Site : 03CH22-HY Condition: PEAK(UNII) 3m DRH18-E_LE2C04A18EN_240711 HORIZONTAL Freq Level Limit Line Margin Read Level Ant Factor Cable Loss Preamp Factor Aux Factor APos TPos Remark MHz dBuV/m dBuV/m dB dBuV dB/m dB dB dB cm deg 1 10600.00 49.35 74.00 -24.65 32.09 37.40 18.74 39.39 0.51 -- -- Peak 2 10600.00 40.77 54.00 -13.23 23.51 37.40 18.74 39.39 0.51 -- -- Average 3 15900.00 56.98 74.00 -17.02 37.00 41.20 23.18 44.97 0.57 202 35 Peak 4 15900.00 48.49 54.00 -5.51 28.51 41.20 23.18 44.97 0.57 202 35 Average	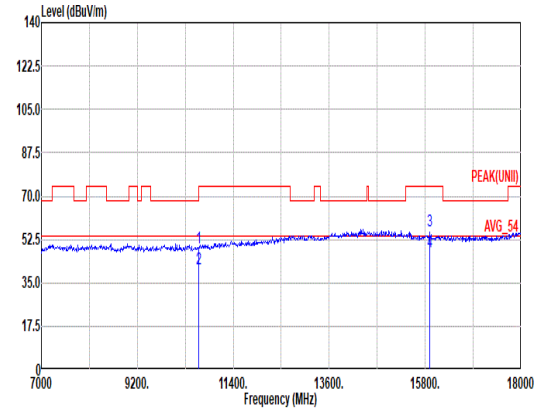 Site : 03CH22-HY Condition: PEAK(UNII) 3m DRH18-E_LE2C04A18EN_240711 VERTICAL Freq Level Limit Line Margin Read Level Ant Factor Cable Loss Preamp Factor Aux Factor APos TPos Remark MHz dBuV/m dBuV/m dB dBuV dB/m dB dB dB cm deg 1 10600.00 49.16 74.00 -24.84 31.90 37.40 18.74 39.39 0.51 -- -- Peak 2 10600.00 40.90 54.00 -13.10 23.64 37.40 18.74 39.39 0.51 -- -- Average 3 15900.00 55.99 74.00 -18.01 36.01 41.20 23.18 44.97 0.57 286 332 Peak 4 15900.00 47.78 54.00 -6.22 27.80 41.20 23.18 44.97 0.57 286 332 Average

Mode	17	
	Harmonic	
	U-NII-2A_5.25-5.35_802.11a_CH60_5300MHz	
ANT	1+2 (CDD)	
Pol.	Horizontal	Vertical
10.6G ~18G Avg	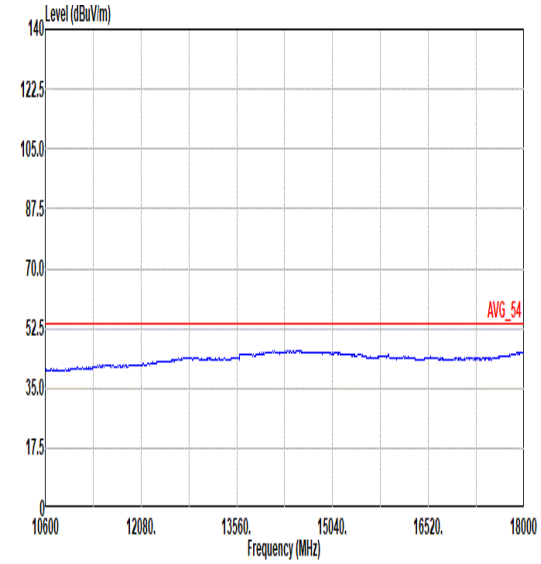 Site : 03CH22-HY Condition: AVG_54 3m DRH18-E_LE2C04A18EN_240711 HORIZONTAL	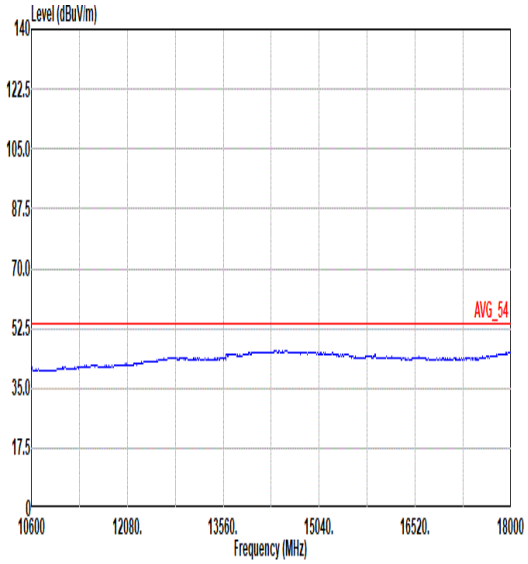 Site : 03CH22-HY Condition: AVG_54 3m DRH18-E_LE2C04A18EN_240711 VERTICAL

Mode	18	
	Band Edge	
	U-NII-2A_5.25-5.35_802.11a_CH64_5320MHz	
ANT	1+2 (CDD)	
Pol.	Horizontal	Fundamental
Peak	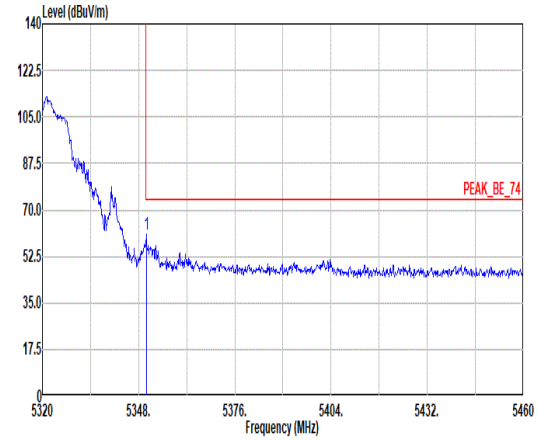 Site : 03CH22-HY Condition: PEAK_BE_74 3m DRH18-E_LE2C04A18EN_240711 HORIZONTAL : RBW:1000.000kHz VBW:3000.000kHz SWT:Auto Freq Level Limit Line Margin Read Level Ant Factor Cable Loss Preamp Factor Aux Factor APos TPos Remark MHz dBuV/m dBuV/m dB dBuV dB/m dB dB dB cm deg 1 5350.24 60.69 74.00 -13.31 49.25 32.40 13.05 34.01 0.00 200 77 PEAK	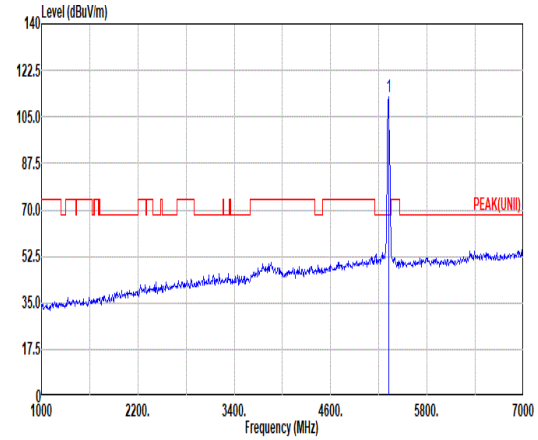 Site : 03CH22-HY Condition: PEAK(UNII) 3m DRH18-E_LE2C04A18EN_240711 HORIZONTAL : RBW:1000.000kHz VBW:3000.000kHz SWT:Auto Freq Level Limit Line Margin Read Level Ant Factor Cable Loss Preamp Factor Aux Factor APos TPos Remark MHz dBuV/m dBuV/m dB dBuV dB/m dB dB dB cm deg 1 5320.00 112.53 ------ ------ 101.14 32.34 13.01 33.96 0.00 200 77 PEAK
Avg	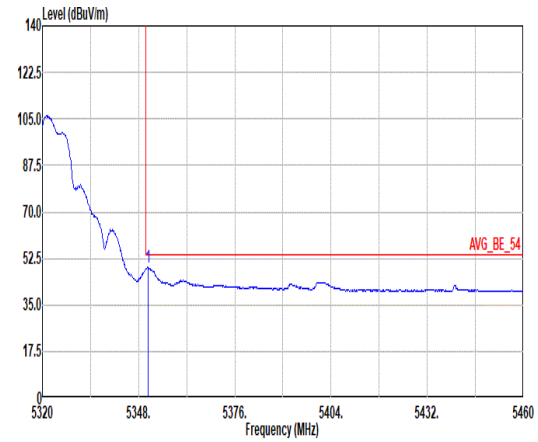 Site : 03CH22-HY Condition: AVG_BE_54 3m DRH18-E_LE2C04A18EN_240711 HORIZONTAL : RBW:1000.000kHz VBW:1.000kHz SWT:Auto Freq Level Limit Line Margin Read Level Ant Factor Cable Loss Preamp Factor Aux Factor APos TPos Remark MHz dBuV/m dBuV/m dB dBuV dB/m dB dB dB cm deg 1 5350.66 49.03 54.00 -4.97 37.59 32.40 13.05 34.01 0.00 200 77 AVERAGE	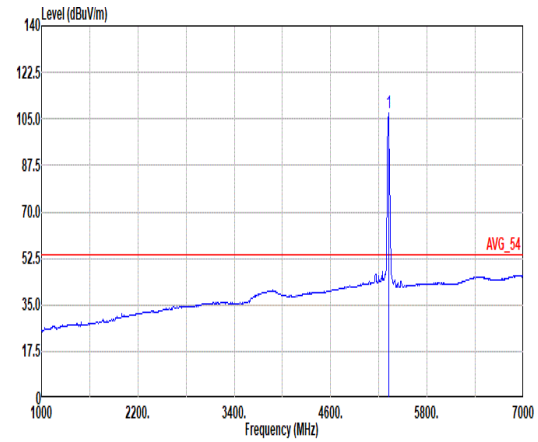 Site : 03CH22-HY Condition: AVG_54 3m DRH18-E_LE2C04A18EN_240711 HORIZONTAL : RBW:1000.000kHz VBW:1.000kHz SWT:Auto Freq Level Limit Line Margin Read Level Ant Factor Cable Loss Preamp Factor Aux Factor APos TPos Remark MHz dBuV/m dBuV/m dB dBuV dB/m dB dB dB cm deg 1 5320.00 107.39 ------ ------ 96.00 32.34 13.01 33.96 0.00 200 77 AVERAGE

Mode	18	
	Band Edge	
	U-NII-2A_5.25-5.35_802.11a_CH64_5320MHz	
ANT	1+2 (CDD)	
Pol.	Vertical	Fundamental
Peak	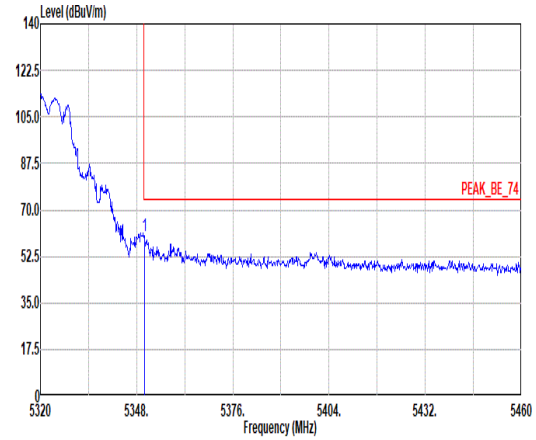 Site : 03CH22-HY Condition: PEAK_BE_74 3m DRH18-E_LE2C04A18EN_240711 VERTICAL : RBW:1000.000kHz VBW:3000.000kHz SWT:Auto Freq Level Limit Line Margin Read Level Ant Factor Cable Loss Preamp Factor Aux Factor APos TPos Remark MHz dBuV/m dBuV/m dB dBuV dB/m dB dB dB cm deg 1 5350.24 60.38 74.00 -13.62 48.94 32.40 13.05 34.01 0.00 200 63 PEAK	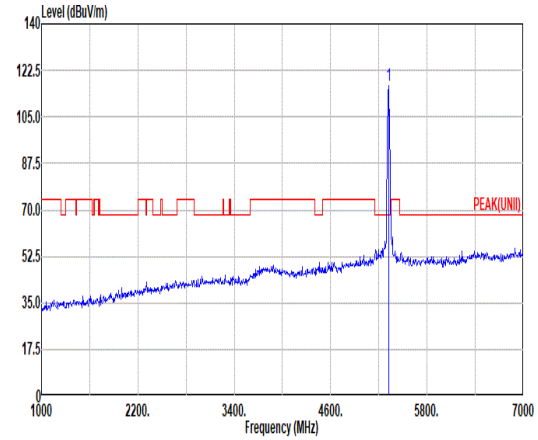 Site : 03CH22-HY Condition: PEAK(UNII) 3m DRH18-E_LE2C04A18EN_240711 VERTICAL : RBW:1000.000kHz VBW:3000.000kHz SWT:Auto Freq Level Limit Line Margin Read Level Ant Factor Cable Loss Preamp Factor Aux Factor APos TPos Remark MHz dBuV/m dBuV/m dB dBuV dB/m dB dB dB cm deg 1 5320.00 116.49 ------ ------ 105.10 32.34 13.01 33.96 0.00 200 63 PEAK
Avg	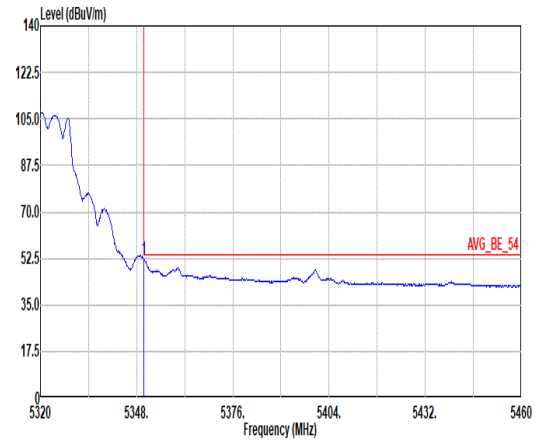 Site : 03CH22-HY Condition: AVG_BE_54 3m DRH18-E_LE2C04A18EN_240711 VERTICAL : RBW:1000.000kHz VBW:1.000kHz SWT:Auto Freq Level Limit Line Margin Read Level Ant Factor Cable Loss Preamp Factor Aux Factor APos TPos Remark MHz dBuV/m dBuV/m dB dBuV dB/m dB dB dB cm deg 1 5350.10 52.14 54.00 -1.86 40.70 32.40 13.05 34.01 0.00 200 63 AVERAGE	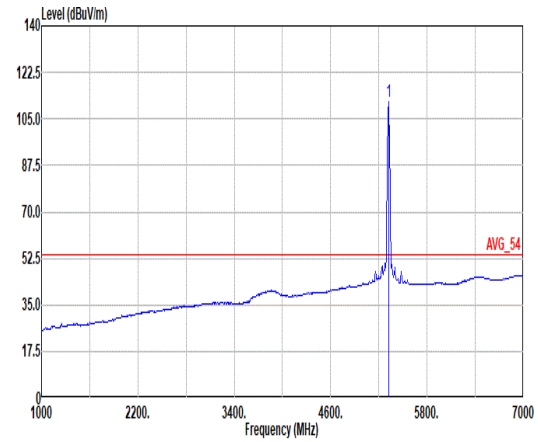 Site : 03CH22-HY Condition: AVG_54 3m DRH18-E_LE2C04A18EN_240711 VERTICAL : RBW:1000.000kHz VBW:1.000kHz SWT:Auto Freq Level Limit Line Margin Read Level Ant Factor Cable Loss Preamp Factor Aux Factor APos TPos Remark MHz dBuV/m dBuV/m dB dBuV dB/m dB dB dB cm deg 1 5320.00 111.46 ------ ------ 100.07 32.34 13.01 33.96 0.00 200 63 AVERAGE

Mode	18	
	Harmonic	
	U-NII-2A_5.25-5.35_802.11a_CH64_5320MHz	
ANT	1+2 (CDD)	
Pol.	Horizontal	Vertical
Peak Avg	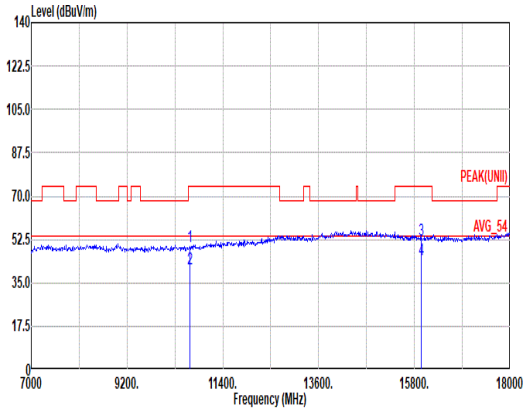 Site : 03CH22-HY Condition: PEAK(UNII) 3m DRH18-E_LE2C04A18EN_240711 HORIZONTAL Freq Level Limit Line Margin Read Level Ant Factor Cable Loss Preamp Factor Aux Factor APos TPos Remark MHz dBuV/m dBuV/m dB dBuV dB/m dB dB dB cm deg 1 10640.00 49.43 74.00 -24.57 32.08 37.48 18.78 39.42 0.51 -- -- Peak 2 10640.00 40.43 54.00 -13.57 23.08 37.48 18.78 39.42 0.51 -- -- Average 3 15960.00 52.55 74.00 -21.45 32.62 41.20 23.23 45.08 0.58 200 304 Peak 4 15960.00 44.50 54.00 -9.50 24.57 41.20 23.23 45.08 0.58 200 304 Average	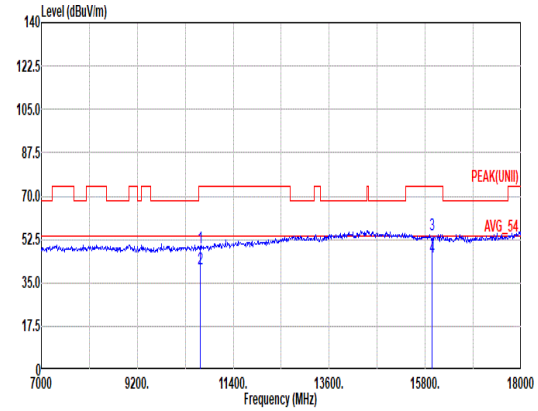 Site : 03CH22-HY Condition: PEAK(UNII) 3m DRH18-E_LE2C04A18EN_240711 VERTICAL Freq Level Limit Line Margin Read Level Ant Factor Cable Loss Preamp Factor Aux Factor APos TPos Remark MHz dBuV/m dBuV/m dB dBuV dB/m dB dB dB cm deg 1 10640.00 49.33 74.00 -24.67 31.98 37.48 18.78 39.42 0.51 -- -- Peak 2 10640.00 40.92 54.00 -13.08 23.57 37.48 18.78 39.42 0.51 -- -- Average 3 15960.00 54.27 74.00 -19.73 34.34 41.20 23.23 45.08 0.58 320 12 Peak 4 15960.00 45.51 54.00 -8.49 25.58 41.20 23.23 45.08 0.58 320 12 Average

Mode	18	
	Harmonic	
	U-NII-2A_5.25-5.35_802.11a_CH64_5320MHz	
ANT	1+2 (CDD)	
Pol.	Horizontal	Vertical
10.6G ~18G Avg	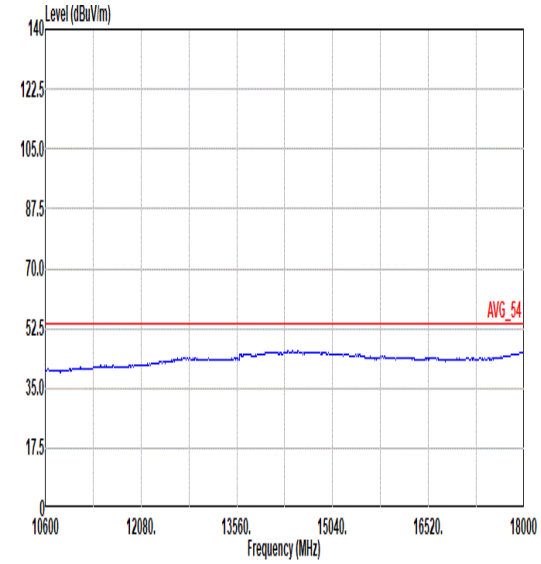 Site : 03CH22-HY Condition: AVG_54 3m DRH18-E_LE2C04A18EN_240711 HORIZONTAL	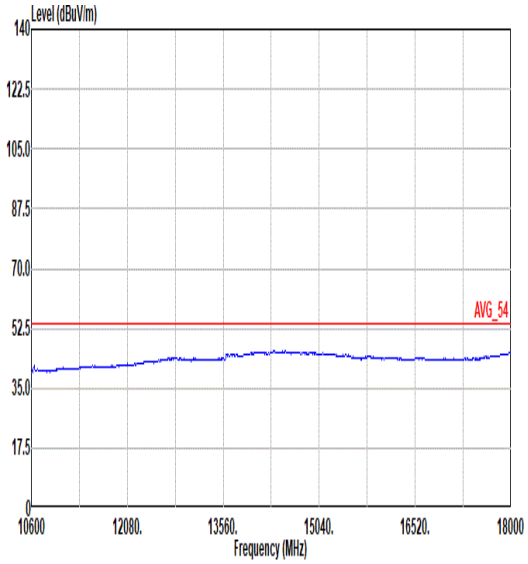 Site : 03CH22-HY Condition: AVG_54 3m DRH18-E_LE2C04A18EN_240711 VERTICAL

Mode	19	
	Band Edge - L	
	U-NII-2A_5.15-5.25_802.11ac VHT20_CH52_5260MHz	
ANT	1+2 (CDD)	
Pol.	Horizontal	Fundamental
Peak	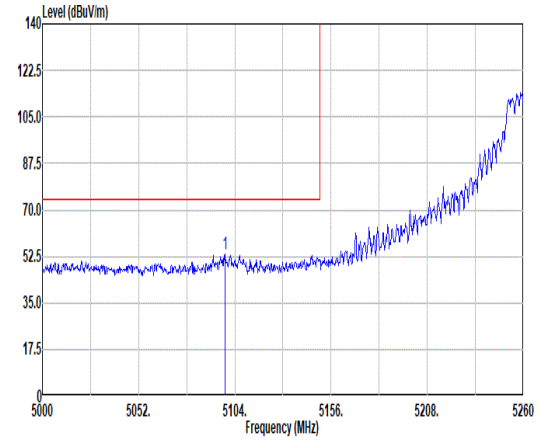 Site : 03CH22-HY Condition: PEAK_BE_74 3m DRH18-E_LE2C04A18EN_240711 HORIZONTAL : RBW:1000.000kHz VBW:3000.000kHz SWT:Auto Freq Level Limit Line Margin Read Level Ant Factor Cable Loss Preamp Factor Aux Factor APos TPos Remark MHz dBuV/m dBuV/m dB dBuV dB/m dB dB dB cm deg 1 5098.54 53.16 74.00 -20.84 41.62 32.50 12.65 33.61 0.00 200 62 PEAK	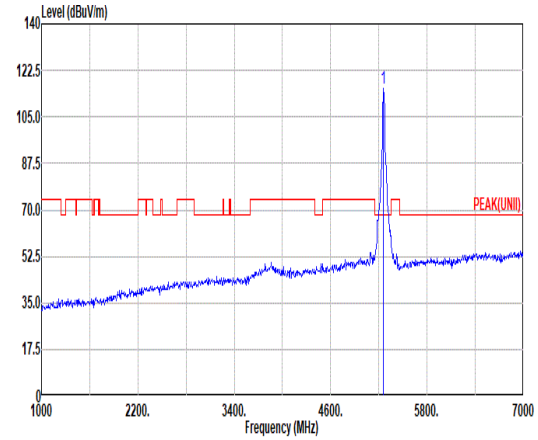 Site : 03CH22-HY Condition: PEAK(UNII) 3m DRH18-E_LE2C04A18EN_240711 HORIZONTAL : RBW:1000.000kHz VBW:3000.000kHz SWT:Auto Freq Level Limit Line Margin Read Level Ant Factor Cable Loss Preamp Factor Aux Factor APos TPos Remark MHz dBuV/m dBuV/m dB dBuV dB/m dB dB dB cm deg 1 5260.00 115.94 ------ ------ 104.50 32.38 12.93 33.87 0.00 200 62 PEAK
Avg	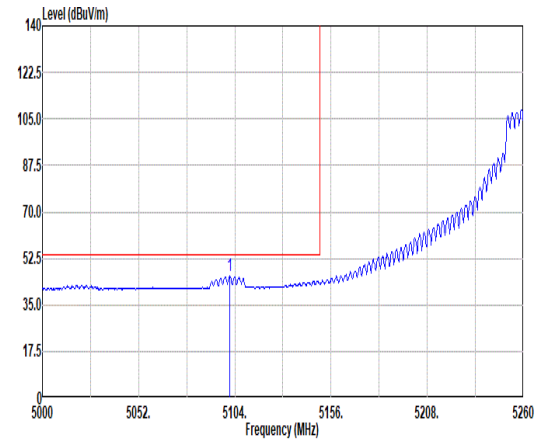 Site : 03CH22-HY Condition: AVG_BE_54 3m DRH18-E_LE2C04A18EN_240711 HORIZONTAL : RBW:1000.000kHz VBW:1.000kHz SWT:Auto Freq Level Limit Line Margin Read Level Ant Factor Cable Loss Preamp Factor Aux Factor APos TPos Remark MHz dBuV/m dBuV/m dB dBuV dB/m dB dB dB cm deg 1 5101.40 45.70 54.00 -8.30 34.16 32.51 12.65 33.62 0.00 200 62 AVERAGE	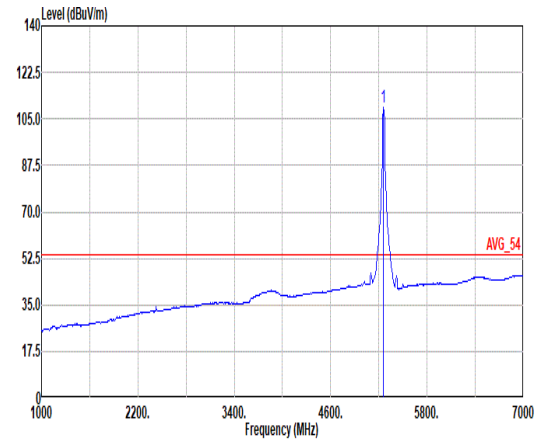 Site : 03CH22-HY Condition: AVG_54 3m DRH18-E_LE2C04A18EN_240711 HORIZONTAL : RBW:1000.000kHz VBW:1.000kHz SWT:Auto Freq Level Limit Line Margin Read Level Ant Factor Cable Loss Preamp Factor Aux Factor APos TPos Remark MHz dBuV/m dBuV/m dB dBuV dB/m dB dB dB cm deg 1 5260.00 109.53 ------ ------ 98.09 32.38 12.93 33.87 0.00 200 62 AVERAGE

Mode	19	
	Band Edge - R	
	U-NII-2A_5.15-5.25_802.11ac VHT20_CH52_5260MHz	
ANT	1+2 (CDD)	
Pol.	Horizontal	Fundamental
Peak	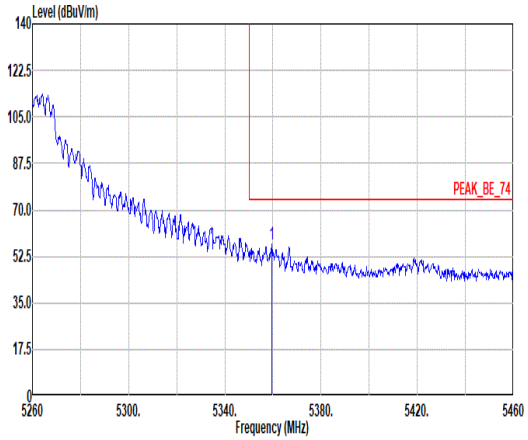 Site : 03CH22-HY Condition: PEAK_BE_74 3m DRH18-E_LE2C04A18EN_240711 HORIZONTAL : RBW:1000.000kHz VBW:3000.000kHz SWT:Auto Limit Read Ant Cable Preamp Aux APos TPos Freq Level Line Margin Level Factor Loss Factor Factor Remark MHz dBuV/m dBuV/m dB dBuV dB/m dB dB dB cm deg 1 5359.40 56.92 74.00 -17.08 45.49 32.38 13.07 34.02 0.00 200 62 PEAK	Blank
Avg	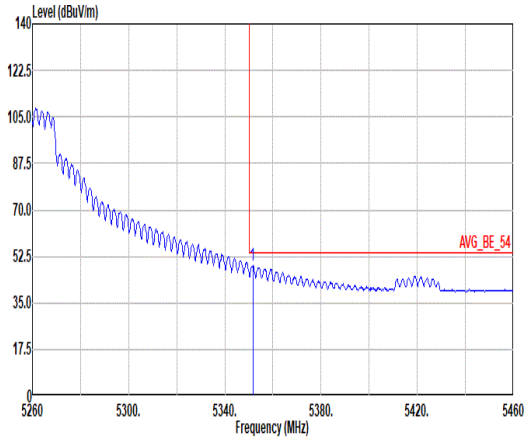 Site : 03CH22-HY Condition: AVG_BE_54 3m DRH18-E_LE2C04A18EN_240711 HORIZONTAL : RBW:1000.000kHz VBW:1.000kHz SWT:Auto Limit Read Ant Cable Preamp Aux APos TPos Freq Level Line Margin Level Factor Loss Factor Factor Remark MHz dBuV/m dBuV/m dB dBuV dB/m dB dB dB cm deg 1 5351.60 49.06 54.00 -4.94 37.62 32.40 13.05 34.01 0.00 200 62 AVERAGE	Blank

Mode	19	
	Band Edge - L	
	U-NII-2A_5.15-5.25_802.11ac VHT20_CH52_5260MHz	
ANT	1+2 (CDD)	
Pol.	Vertical	Fundamental
Peak	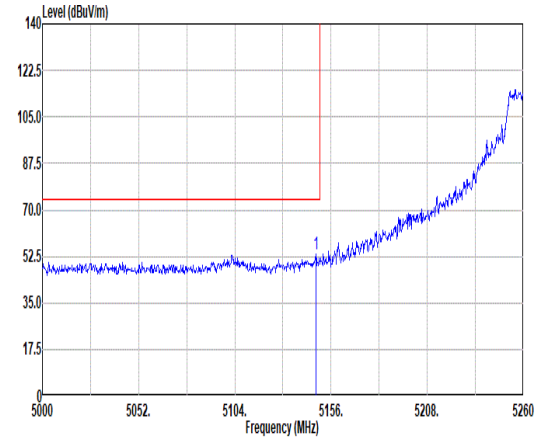 Site : 03CH22-HY Condition: PEAK_BE_74 3m DRH18-E_LE2C04A18EN_240711 VERTICAL : RBW:1000.000kHz VBW:3000.000kHz SWT:Auto Freq Level Limit Line Margin Read Level Ant Factor Cable Loss Preamp Factor Aux Factor APos TPos Remark MHz dBuV/m dBuV/m dB dBuV dB/m dB dB dB cm deg 1 5147.94 53.43 74.00 -20.57 41.68 32.69 12.75 33.69 0.00 394 360 PEAK	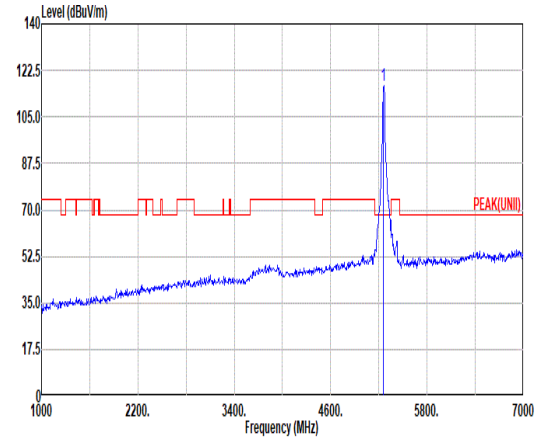 Site : 03CH22-HY Condition: PEAK(UNII) 3m DRH18-E_LE2C04A18EN_240711 VERTICAL : RBW:1000.000kHz VBW:3000.000kHz SWT:Auto Freq Level Limit Line Margin Read Level Ant Factor Cable Loss Preamp Factor Aux Factor APos TPos Remark MHz dBuV/m dBuV/m dB dBuV dB/m dB dB dB cm deg 1 5260.00 116.89 ------ ------ 105.45 32.37 12.94 33.87 0.00 394 360 PEAK
Avg	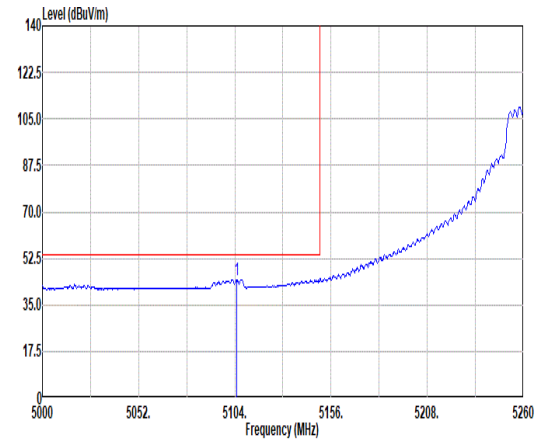 Site : 03CH22-HY Condition: AVG_BE_54 3m DRH18-E_LE2C04A18EN_240711 VERTICAL : RBW:1000.000kHz VBW:1.000kHz SWT:Auto Freq Level Limit Line Margin Read Level Ant Factor Cable Loss Preamp Factor Aux Factor APos TPos Remark MHz dBuV/m dBuV/m dB dBuV dB/m dB dB dB cm deg 1 5105.04 44.60 54.00 -9.40 33.04 32.52 12.66 33.62 0.00 394 360 AVERAGE	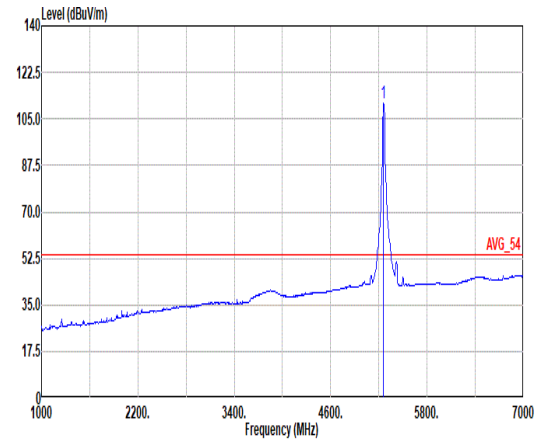 Site : 03CH22-HY Condition: AVG_54 3m DRH18-E_LE2C04A18EN_240711 VERTICAL : RBW:1000.000kHz VBW:1.000kHz SWT:Auto Freq Level Limit Line Margin Read Level Ant Factor Cable Loss Preamp Factor Aux Factor APos TPos Remark MHz dBuV/m dBuV/m dB dBuV dB/m dB dB dB cm deg 1 5260.00 110.72 ------ ------ 99.28 32.38 12.93 33.87 0.00 394 360 AVERAGE

Mode	19	
	Band Edge - R	
	U-NII-2A_5.15-5.25_802.11ac VHT20_CH52_5260MHz	
ANT	1+2 (CDD)	
Pol.	Vertical	Fundamental
Peak	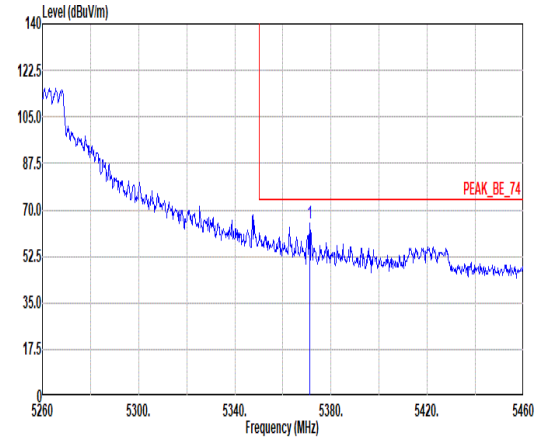 Site : 03CH22-HY Condition: PEAK_BE_74 3m DRH18-E_LE2C04A18EN_240711 VERTICAL : RBW:1000.000kHz VBW:3000.000kHz SWT:Auto Limit Read Ant Cable Preamp Aux APos TPos Freq Level Line Margin Level Factor Loss Factor Factor Remark MHz dBuV/m dBuV/m dB dBuV dB/m dB dB dB cm deg 1 5371.00 65.06 74.00 -8.94 53.66 32.36 13.08 34.04 0.00 394 360 PEAK	Blank
Avg	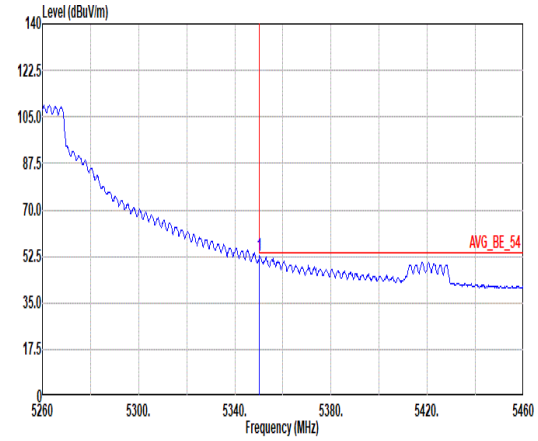 Site : 03CH22-HY Condition: AVG_BE_54 3m DRH18-E_LE2C04A18EN_240711 VERTICAL : RBW:1000.000kHz VBW:1.000kHz SWT:Auto Limit Read Ant Cable Preamp Aux APos TPos Freq Level Line Margin Level Factor Loss Factor Factor Remark MHz dBuV/m dBuV/m dB dBuV dB/m dB dB dB cm deg 1 5350.20 52.77 54.00 -1.23 41.33 32.40 13.05 34.01 0.00 394 360 AVERAGE	Blank

Mode	19	
	Harmonic	
	U-NII-2A_5.15-5.25_802.11ac VHT20_CH52_5260MHz	
ANT	1+2 (CDD)	
Pol.	Horizontal	Vertical
Peak Avg	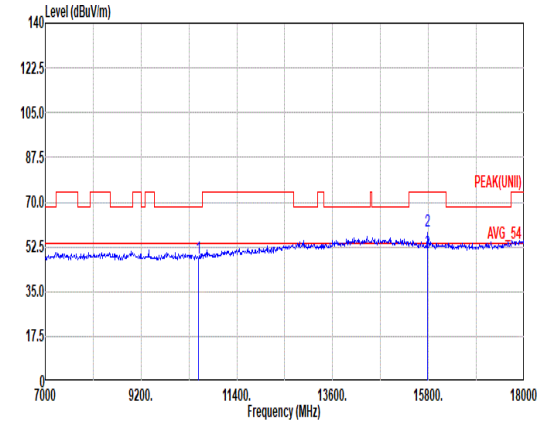 Site : 03CH22-HY Condition: PEAK(UNII) 3m DRH18-E_LE2C04A18EN_240711 HORIZONTAL Freq Level Limit Line Margin Read Level Ant Factor Cable Loss Preamp Factor Aux Factor APos TPos Remark MHz dBuV/m dBuV/m dB dBuV dB/m dB dB dB cm deg 1 10520.00 48.22 68.20 -19.98 31.05 37.34 18.66 39.34 0.51 -- -- Peak 2 15780.00 58.73 74.00 -15.27 38.37 41.46 23.08 44.75 0.57 195 311 Peak 3 15780.00 49.95 54.00 -4.05 29.59 41.46 23.08 44.75 0.57 195 311 Average	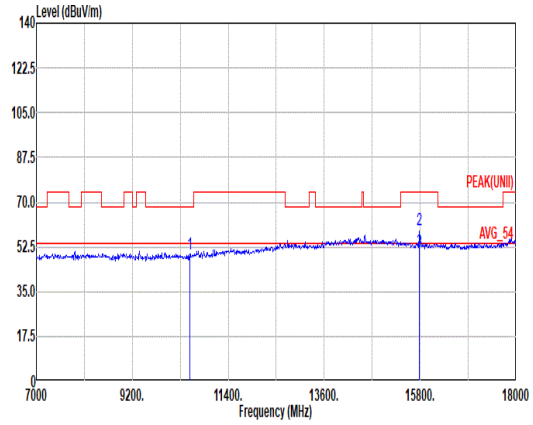 Site : 03CH22-HY Condition: PEAK(UNII) 3m DRH18-E_LE2C04A18EN_240711 VERTICAL Freq Level Limit Line Margin Read Level Ant Factor Cable Loss Preamp Factor Aux Factor APos TPos Remark MHz dBuV/m dBuV/m dB dBuV dB/m dB dB dB cm deg 1 10520.00 49.80 68.20 -18.40 32.63 37.34 18.66 39.34 0.51 -- -- Peak 2 15780.00 58.92 74.00 -15.08 38.56 41.46 23.08 44.75 0.57 297 14 Peak 3 15780.00 50.64 54.00 -3.36 30.28 41.46 23.08 44.75 0.57 297 14 Average

Mode	19	
	Harmonic	
	U-NII-2A_5.15-5.25_802.11ac VHT20_CH52_5260MHz	
ANT	1+2 (CDD)	
Pol.	Horizontal	Vertical
10.6G ~18G Avg	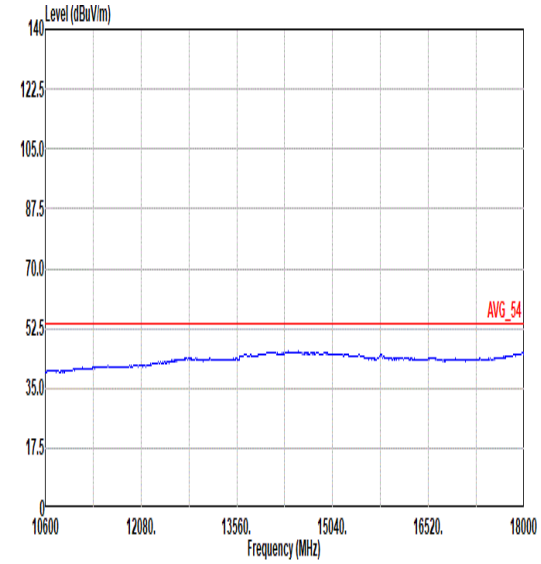	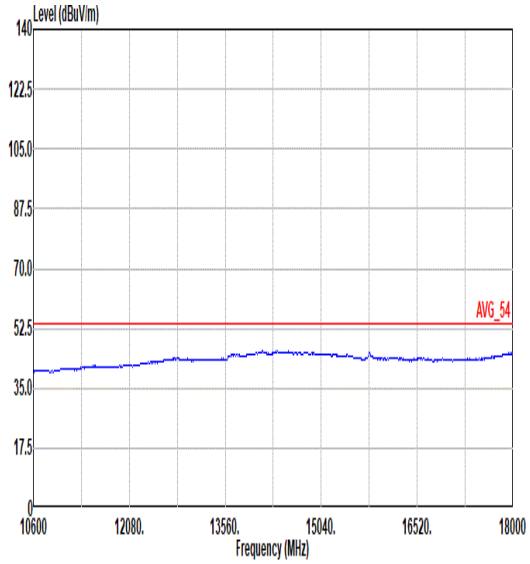

Mode	20	
	Band Edge - L	
	U-NII-2A_5.15-5.25_802.11ac VHT20_CH60_5300MHz	
ANT	1+2 (CDD)	
Pol.	Horizontal	Fundamental
Peak	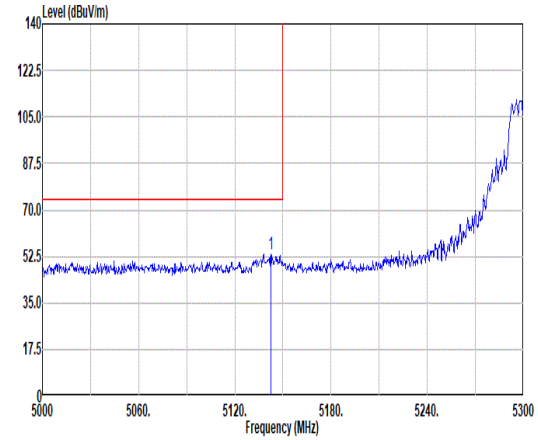 Site : 03CH22-HY Condition: PEAK_BE_74 3m DRH18-E_LE2C04A18EN_240711 HORIZONTAL : RBW:1000.000kHz VBW:3000.000kHz SWT:Auto Freq Level Limit Line Margin Read Level Ant Factor Cable Loss Preamp Factor Aux Factor APos TPos Remark MHz dBuV/m dBuV/m dB dBuV dB/m dB dB dB cm deg 1 5142.50 53.36 74.00 -20.64 41.64 32.67 12.73 33.68 0.00 176 37 PEAK	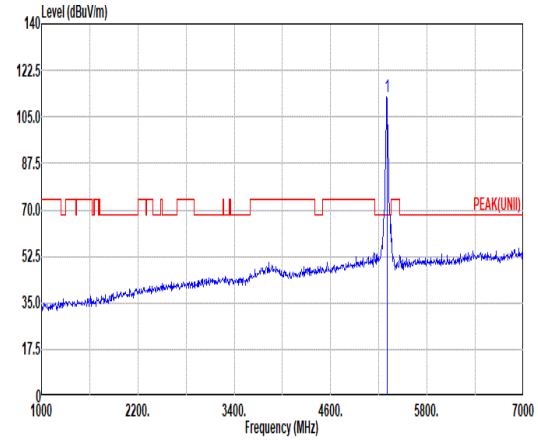 Site : 03CH22-HY Condition: PEAK(UNII) 3m DRH18-E_LE2C04A18EN_240711 HORIZONTAL : RBW:1000.000kHz VBW:3000.000kHz SWT:Auto Freq Level Limit Line Margin Read Level Ant Factor Cable Loss Preamp Factor Aux Factor APos TPos Remark MHz dBuV/m dBuV/m dB dBuV dB/m dB dB dB cm deg 1 5300.00 112.79 ------ ------ 101.42 32.31 12.98 33.92 0.00 176 37 PEAK
Avg	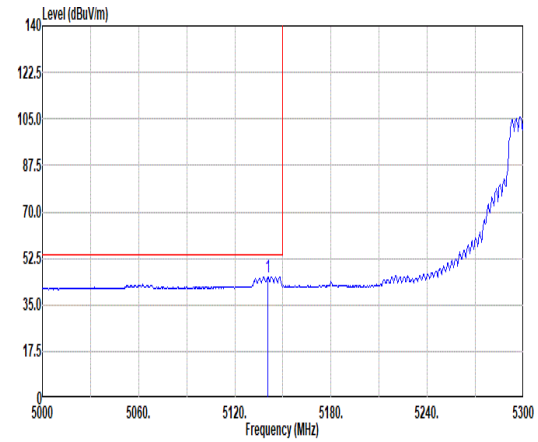 Site : 03CH22-HY Condition: AVG_BE_54 3m DRH18-E_LE2C04A18EN_240711 HORIZONTAL : RBW:1000.000kHz VBW:1.000kHz SWT:Auto Freq Level Limit Line Margin Read Level Ant Factor Cable Loss Preamp Factor Aux Factor APos TPos Remark MHz dBuV/m dBuV/m dB dBuV dB/m dB dB dB cm deg 1 5140.40 45.63 54.00 -8.37 33.92 32.66 12.73 33.68 0.00 176 37 AVERAGE	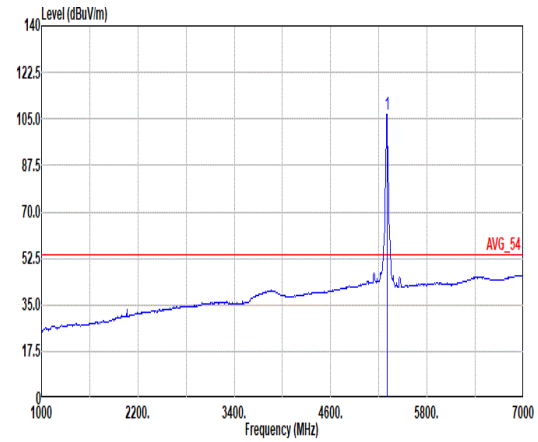 Site : 03CH22-HY Condition: AVG_54 3m DRH18-E_LE2C04A18EN_240711 HORIZONTAL : RBW:1000.000kHz VBW:1.000kHz SWT:Auto Freq Level Limit Line Margin Read Level Ant Factor Cable Loss Preamp Factor Aux Factor APos TPos Remark MHz dBuV/m dBuV/m dB dBuV dB/m dB dB dB cm deg 1 5300.00 106.78 ------ ------ 95.41 32.31 12.98 33.92 0.00 176 37 AVERAGE

Mode	20	
	Band Edge - R	
	U-NII-2A_5.15-5.25_802.11ac VHT20_CH60_5300MHz	
ANT	1+2 (CDD)	
Pol.	Horizontal	Fundamental
Peak	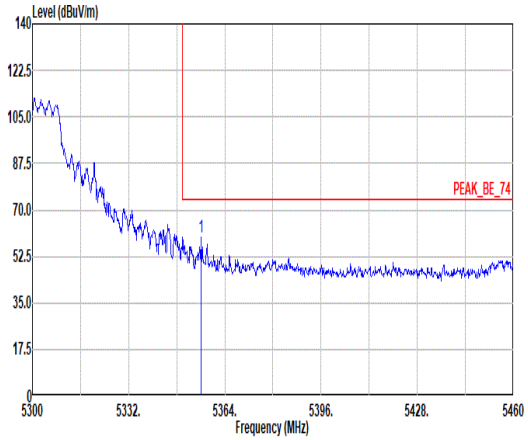 Site : 03CH22-HY Condition: PEAK_BE_74 3m DRH18-E_LE2C04A18EN_240711 HORIZONTAL : RBW:1000.000kHz VBW:3000.000kHz SWT:Auto Freq Level Limit Line Margin Read Level Ant Factor Cable Loss Preamp Factor Aux Factor APos TPos Remark MHz dBuV/m dBuV/m dB dBuV dB/m dB dB dB cm deg 1 5356.16 59.63 74.00 -14.37 48.20 32.39 13.06 34.02 0.00 176 37 PEAK	Blank
Avg	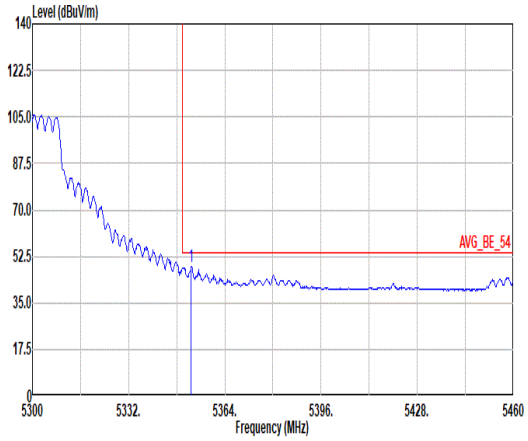 Site : 03CH22-HY Condition: AVG_BE_54 3m DRH18-E_LE2C04A18EN_240711 HORIZONTAL : RBW:1000.000kHz VBW:1.000kHz SWT:Auto Freq Level Limit Line Margin Read Level Ant Factor Cable Loss Preamp Factor Aux Factor APos TPos Remark MHz dBuV/m dBuV/m dB dBuV dB/m dB dB dB cm deg 1 5352.80 48.45 54.00 -5.55 37.01 32.39 13.06 34.01 0.00 176 37 AVERAGE	Blank

Mode	20	
	Band Edge - L	
	U-NII-2A_5.15-5.25_802.11ac VHT20_CH60_5300MHz	
ANT	1+2 (CDD)	
Pol.	Vertical	Fundamental
Peak	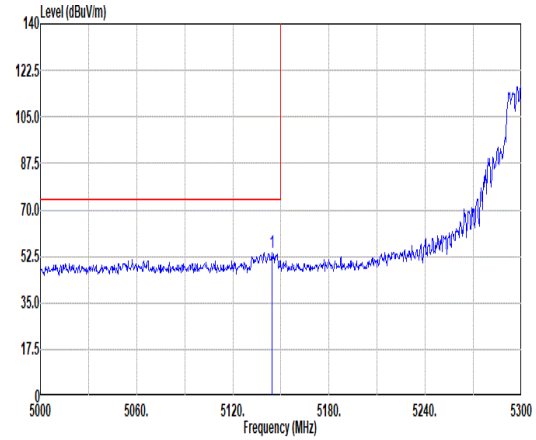 Site : 03CH22-HY Condition: PEAK_BE_74 3m DRH18-E_LE2C04A18EN_240711 VERTICAL : RBW:1000.000kHz VBW:3000.000kHz SWT:Auto Freq Level Limit Line Margin Read Level Ant Factor Cable Loss Preamp Factor Aux Factor APos TPos Remark MHz dBuV/m dBuV/m dB dBuV dB/m dB dB dB cm deg 1 5144.30 54.12 74.00 -19.88 42.39 32.68 12.74 33.69 0.00 200 28 PEAK	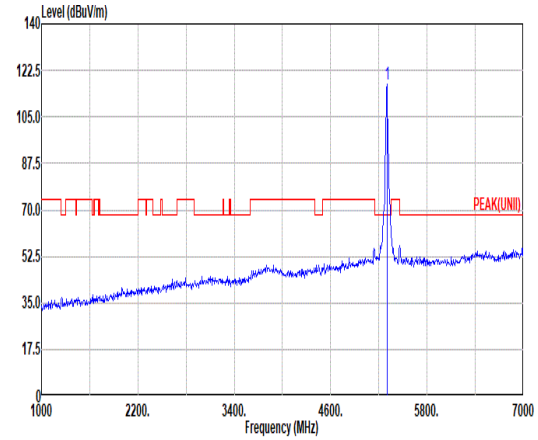 Site : 03CH22-HY Condition: PEAK(UNII) 3m DRH18-E_LE2C04A18EN_240711 VERTICAL : RBW:1000.000kHz VBW:3000.000kHz SWT:Auto Freq Level Limit Line Margin Read Level Ant Factor Cable Loss Preamp Factor Aux Factor APos TPos Remark MHz dBuV/m dBuV/m dB dBuV dB/m dB dB dB cm deg 1 5300.00 117.12 ------ ------ 105.76 32.30 12.99 33.93 0.00 200 28 PEAK
Avg	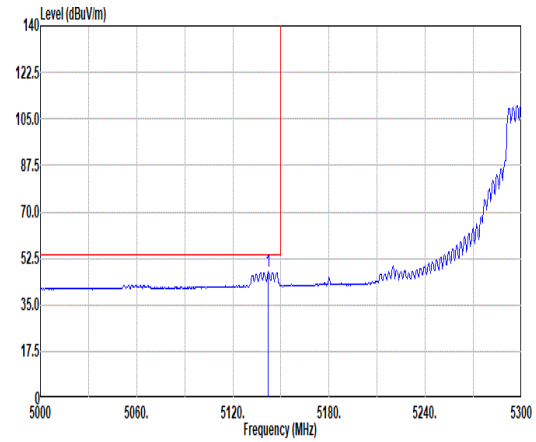 Site : 03CH22-HY Condition: AVG_BE_54 3m DRH18-E_LE2C04A18EN_240711 VERTICAL : RBW:1000.000kHz VBW:1.000kHz SWT:Auto Freq Level Limit Line Margin Read Level Ant Factor Cable Loss Preamp Factor Aux Factor APos TPos Remark MHz dBuV/m dBuV/m dB dBuV dB/m dB dB dB cm deg 1 5142.20 47.35 54.00 -6.65 35.63 32.67 12.73 33.68 0.00 200 28 AVERAGE	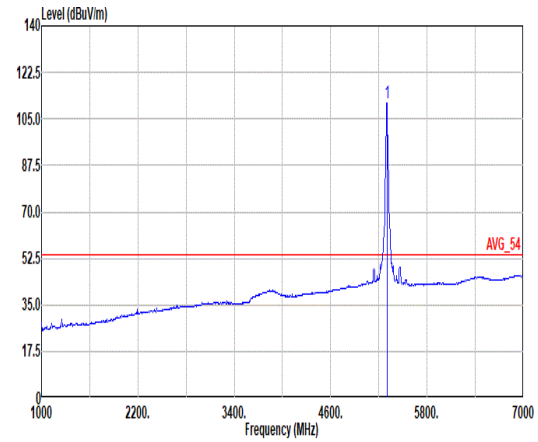 Site : 03CH22-HY Condition: AVG_54 3m DRH18-E_LE2C04A18EN_240711 VERTICAL : RBW:1000.000kHz VBW:1.000kHz SWT:Auto Freq Level Limit Line Margin Read Level Ant Factor Cable Loss Preamp Factor Aux Factor APos TPos Remark MHz dBuV/m dBuV/m dB dBuV dB/m dB dB dB cm deg 1 5300.00 111.20 ------ ------ 99.84 32.30 12.99 33.93 0.00 200 28 AVERAGE

Mode	20	
	Band Edge - R	
	U-NII-2A_5.15-5.25_802.11ac VHT20_CH60_5300MHz	
ANT	1+2 (CDD)	
Pol.	Vertical	Fundamental
Peak	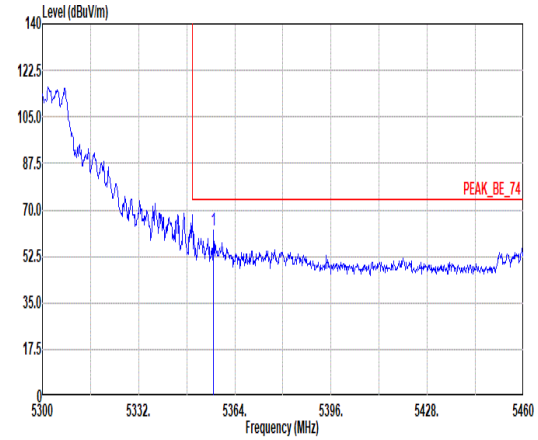 Site : 03CH22-HY Condition: PEAK_BE_74 3m DRH18-E_LE2C04A18EN_240711 VERTICAL : RBW:1000.000kHz VBW:3000.000kHz SWT:Auto Limit Read Ant Cable Preamp Aux APos TPos Freq Level Line Margin Level Factor Loss Factor Factor Remark MHz dBuV/m dBuV/m dB dBuV dB/m dB dB dB cm deg 1 5356.96 62.23 74.00 -11.77 50.80 32.39 13.06 34.02 0.00 200 28 PEAK	Blank
Avg	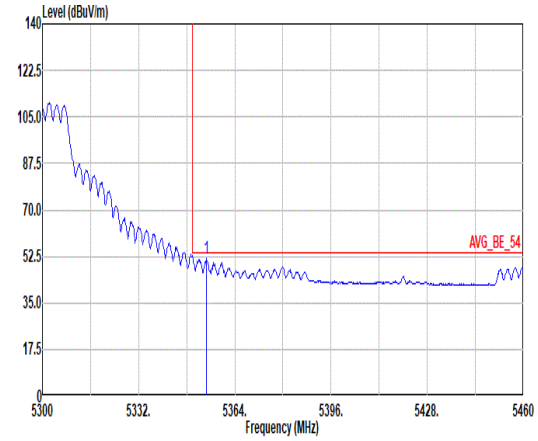 Site : 03CH22-HY Condition: AVG_BE_54 3m DRH18-E_LE2C04A18EN_240711 VERTICAL : RBW:1000.000kHz VBW:1.000kHz SWT:Auto Limit Read Ant Cable Preamp Aux APos TPos Freq Level Line Margin Level Factor Loss Factor Factor Remark MHz dBuV/m dBuV/m dB dBuV dB/m dB dB dB cm deg 1 5354.56 52.04 54.00 -1.96 40.60 32.39 13.06 34.01 0.00 200 28 AVERAGE	Blank

Mode	20	
	Harmonic	
	U-NII-2A_5.15-5.25_802.11ac VHT20_CH60_5300MHz	
ANT	1+2 (CDD)	
Pol.	Horizontal	Vertical
Peak Avg	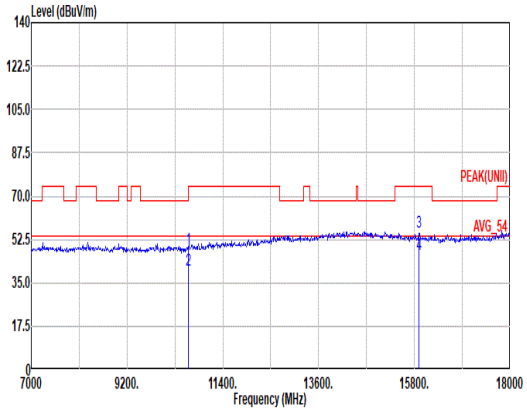 Site : 03CH22-HY Condition: PEAK(UNII) 3m DRH18-E_LE2C04A18EN_240711 HORIZONTAL Freq Level Limit Line Margin Read Level Ant Factor Cable Loss Preamp Factor Aux Factor APos TPos Remark MHz dBuV/m dBuV/m dB dBuV dB/m dB dB dB cm deg 1 10600.00 48.85 74.00 -25.15 31.59 37.40 18.74 39.39 0.51 -- -- Peak 2 10600.00 40.00 54.00 -14.00 22.74 37.40 18.74 39.39 0.51 -- -- Average 3 15900.00 55.33 74.00 -18.67 35.35 41.20 23.18 44.97 0.57 197 313 Peak 4 15900.00 46.57 54.00 -7.43 26.59 41.20 23.18 44.97 0.57 197 313 Average	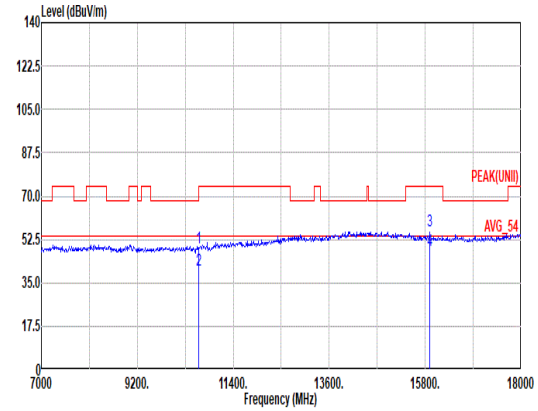 Site : 03CH22-HY Condition: PEAK(UNII) 3m DRH18-E_LE2C04A18EN_240711 VERTICAL Freq Level Limit Line Margin Read Level Ant Factor Cable Loss Preamp Factor Aux Factor APos TPos Remark MHz dBuV/m dBuV/m dB dBuV dB/m dB dB dB cm deg 1 10600.00 49.22 74.00 -24.78 31.96 37.40 18.74 39.39 0.51 -- -- Peak 2 10600.00 40.19 54.00 -13.81 22.93 37.40 18.74 39.39 0.51 -- -- Average 3 15900.00 56.21 74.00 -17.79 36.23 41.20 23.18 44.97 0.57 328 12 Peak 4 15900.00 47.83 54.00 -6.17 27.85 41.20 23.18 44.97 0.57 328 12 Average

Mode	20	
	Harmonic	
	U-NII-2A_5.15-5.25_802.11ac VHT20_CH60_5300MHz	
ANT	1+2 (CDD)	
Pol.	Horizontal	Vertical
10.6G ~18G Avg	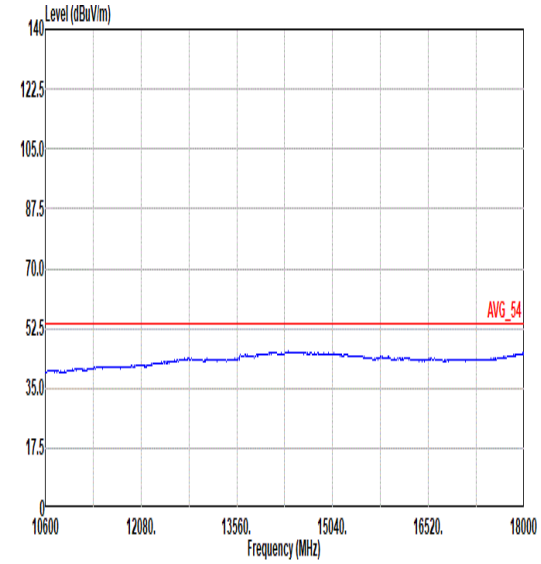 Site : 03CH22-HY Condition: AVG_54 3m DRH18-E_LE2C04A18EN_240711 HORIZONTAL	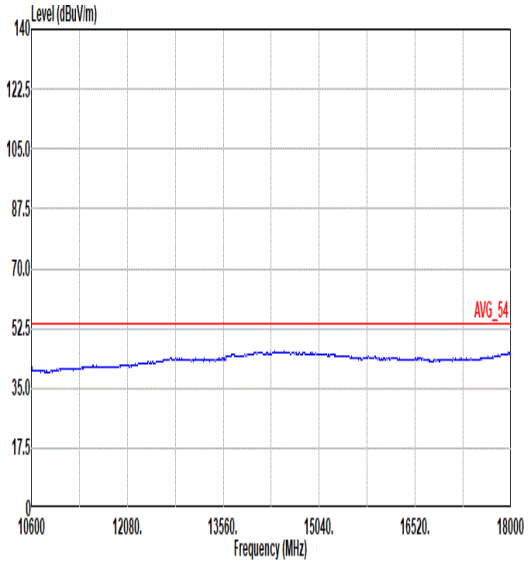 Site : 03CH22-HY Condition: AVG_54 3m DRH18-E_LE2C04A18EN_240711 VERTICAL

Mode	21	
	Band Edge	
	U-NII-2A_5.15-5.25_802.11ac VHT20_CH64_5320MHz	
ANT	1+2 (CDD)	
Pol.	Horizontal	Fundamental
Peak	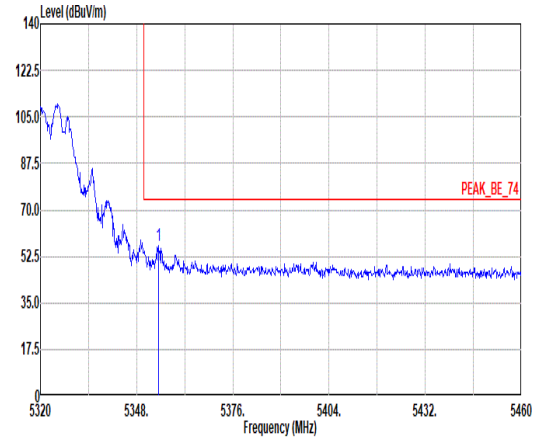 Site : 03CH22-HY Condition: PEAK_BE_74 3m DRH18-E_LE2C04A18EN_240711 HORIZONTAL : RBW:1000.000kHz VBW:3000.000kHz SWT:Auto Freq Level Limit Line Margin Read Level Ant Factor Cable Loss Preamp Factor Aux Factor APos TPos Remark MHz dBuV/m dBuV/m dB dBuV dB/m dB dB dB cm deg 1 5354.30 56.42 74.00 -17.58 44.98 32.39 13.06 34.01 0.00 200 293 PEAK	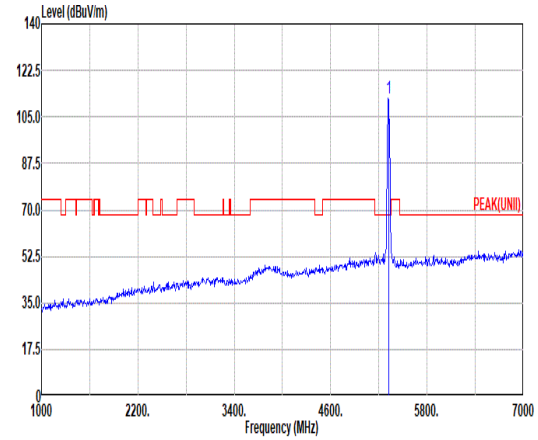 Site : 03CH22-HY Condition: PEAK(UNII) 3m DRH18-E_LE2C04A18EN_240711 HORIZONTAL : RBW:1000.000kHz VBW:3000.000kHz SWT:Auto Freq Level Limit Line Margin Read Level Ant Factor Cable Loss Preamp Factor Aux Factor APos TPos Remark MHz dBuV/m dBuV/m dB dBuV dB/m dB dB dB cm deg 1 5320.00 112.18 ------ ------ 100.80 32.33 13.00 33.95 0.00 200 293 PEAK
Avg	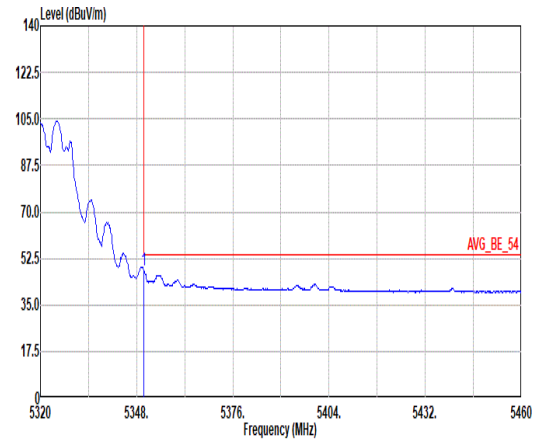 Site : 03CH22-HY Condition: AVG_BE_54 3m DRH18-E_LE2C04A18EN_240711 HORIZONTAL : RBW:1000.000kHz VBW:1.000kHz SWT:Auto Freq Level Limit Line Margin Read Level Ant Factor Cable Loss Preamp Factor Aux Factor APos TPos Remark MHz dBuV/m dBuV/m dB dBuV dB/m dB dB dB cm deg 1 5350.10 48.32 54.00 -5.68 36.88 32.40 13.05 34.01 0.00 200 293 AVERAGE	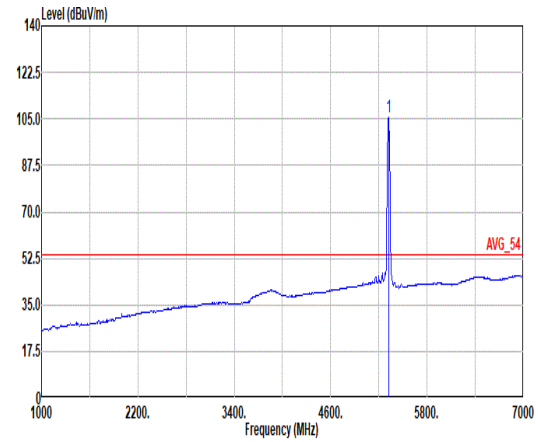 Site : 03CH22-HY Condition: AVG_54 3m DRH18-E_LE2C04A18EN_240711 HORIZONTAL : RBW:1000.000kHz VBW:1.000kHz SWT:Auto Freq Level Limit Line Margin Read Level Ant Factor Cable Loss Preamp Factor Aux Factor APos TPos Remark MHz dBuV/m dBuV/m dB dBuV dB/m dB dB dB cm deg 1 5320.00 105.69 ------ ------ 94.30 32.34 13.01 33.96 0.00 200 293 AVERAGE

Mode	21	
	Band Edge	
	U-NII-2A_5.15-5.25_802.11ac VHT20_CH64_5320MHz	
ANT	1+2 (CDD)	
Pol.	Vertical	Fundamental
Peak	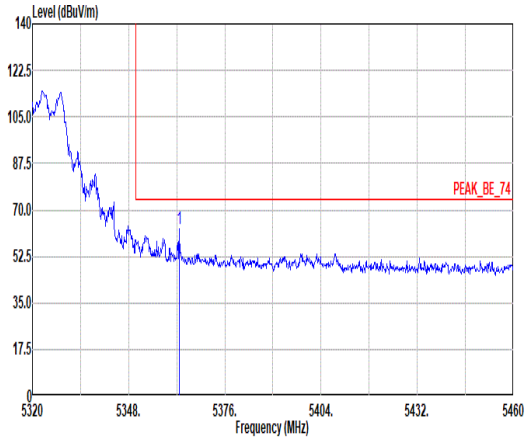 Site : 03CH22-HY Condition: PEAK_BE_74 3m DRH18-E_LE2C04A18EN_240711 VERTICAL : RBW:1000.000kHz VBW:3000.000kHz SWT:Auto 1 5362.70 62.80 74.00 -11.20 51.39 32.37 13.07 34.03 0.00 200 72 PEAK	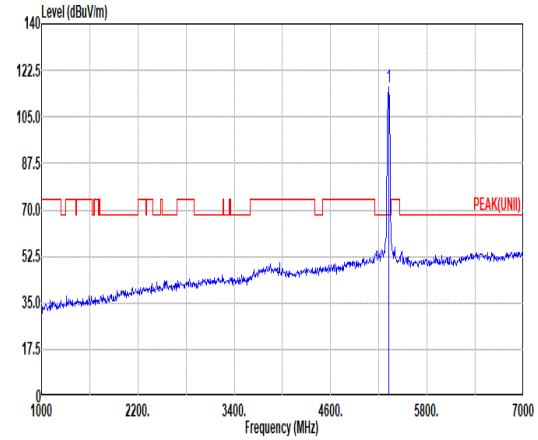 Site : 03CH22-HY Condition: PEAK(UNII) 3m DRH18-E_LE2C04A18EN_240711 VERTICAL : RBW:1000.000kHz VBW:3000.000kHz SWT:Auto 1 5320.00 115.97 ------ ------ 104.57 32.35 13.02 33.97 0.00 200 72 PEAK
Avg	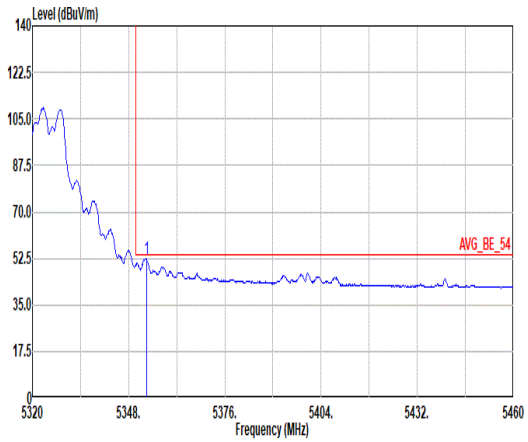 Site : 03CH22-HY Condition: AVG_BE_54 3m DRH18-E_LE2C04A18EN_240711 VERTICAL : RBW:1000.000kHz VBW:1.000kHz SWT:Auto 1 5353.18 52.31 54.00 -1.69 40.87 32.39 13.06 34.01 0.00 200 72 AVERAGE	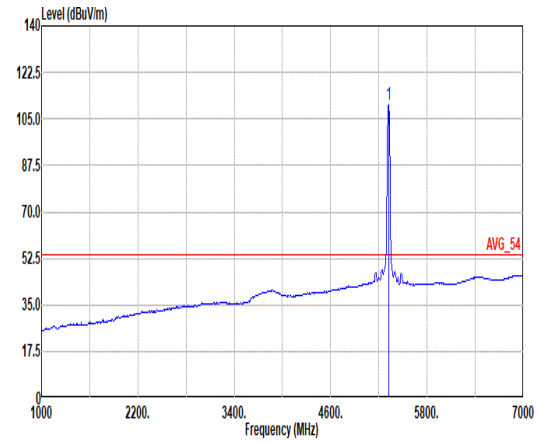 Site : 03CH22-HY Condition: AVG_54 3m DRH18-E_LE2C04A18EN_240711 VERTICAL : RBW:1000.000kHz VBW:1.000kHz SWT:Auto 1 5320.00 110.49 ------ ------ 99.10 32.34 13.01 33.96 0.00 200 72 AVERAGE

Mode	21	
	Harmonic	
	U-NII-2A_5.15-5.25_802.11ac VHT20_CH64_5320MHz	
ANT	1+2 (CDD)	
Pol.	Horizontal	Vertical
Peak Avg	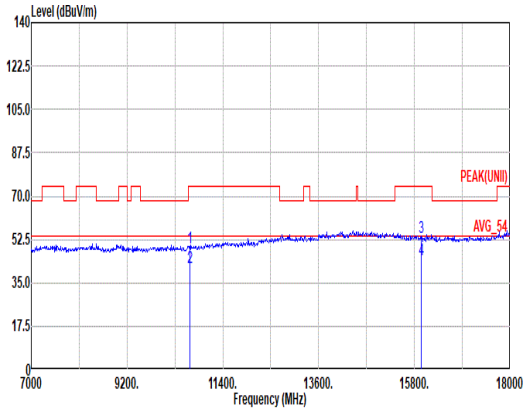 Site : 03CH22-HY Condition: PEAK(UNII) 3m DRH18-E_LE2C04A18EN_240711 HORIZONTAL Freq Level Limit Line Margin Read Level Ant Factor Cable Loss Preamp Factor Aux Factor APos TPos Remark MHz dBuV/m dBuV/m dB dBuV dB/m dB dB dB cm deg 1 10640.00 49.20 74.00 -24.80 31.85 37.48 18.78 39.42 0.51 -- -- Peak 2 10640.00 41.22 54.00 -12.78 23.87 37.48 18.78 39.42 0.51 -- -- Average 3 15960.00 53.55 74.00 -20.45 33.62 41.20 23.23 45.08 0.58 -- -- Peak 4 15960.00 44.27 54.00 -9.73 24.34 41.20 23.23 45.08 0.58 -- -- Average	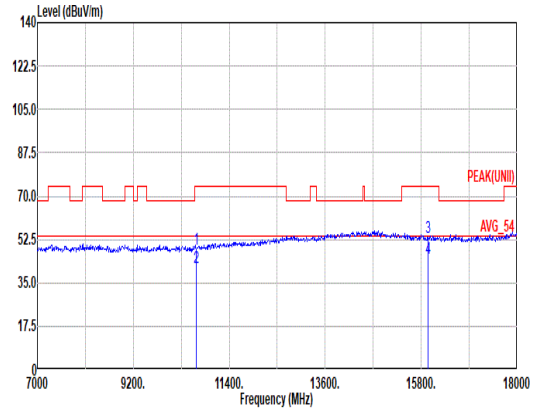 Site : 03CH22-HY Condition: PEAK(UNII) 3m DRH18-E_LE2C04A18EN_240711 VERTICAL Freq Level Limit Line Margin Read Level Ant Factor Cable Loss Preamp Factor Aux Factor APos TPos Remark MHz dBuV/m dBuV/m dB dBuV dB/m dB dB dB cm deg 1 10640.00 48.75 74.00 -25.25 31.40 37.48 18.78 39.42 0.51 -- -- Peak 2 10640.00 41.12 54.00 -12.88 23.77 37.48 18.78 39.42 0.51 -- -- Average 3 15960.00 53.47 74.00 -20.53 33.54 41.20 23.23 45.08 0.58 -- -- Peak 4 15960.00 44.81 54.00 -9.19 24.88 41.20 23.23 45.08 0.58 -- -- Average

Mode	21	
	Harmonic	
	U-NII-2A_5.15-5.25_802.11ac VHT20_CH64_5320MHz	
ANT	1+2 (CDD)	
Pol.	Horizontal	Vertical
10.6G ~18G Avg	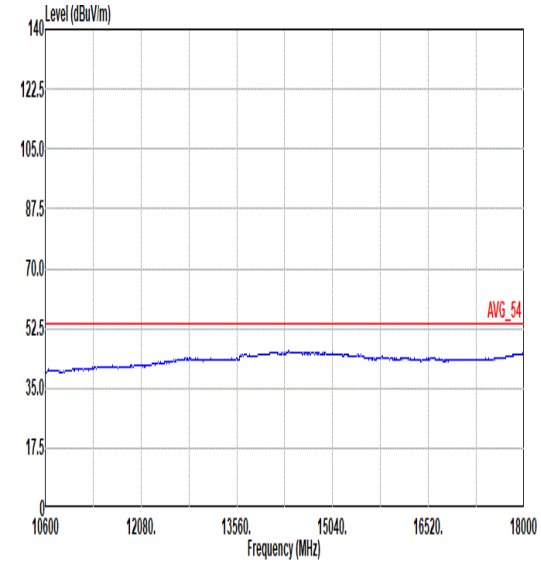	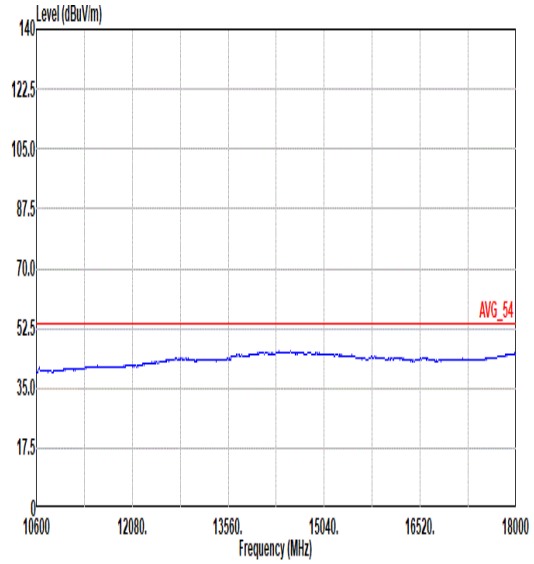

Mode	22	
	Band Edge - L	
	U-NII-2A_5.15-5.25_802.11ac VHT40_CH54_5270MHz	
ANT	1+2 (CDD)	
Pol.	Horizontal	Fundamental
Peak	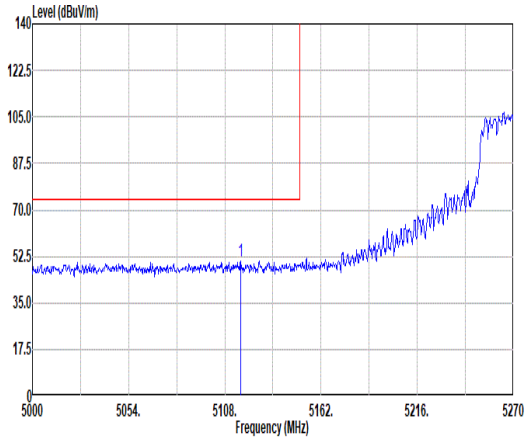 Site : 03CH22-HY Condition: PEAK_BE_74 3m DRH18-E_LE2C04A18EN_240711 HORIZONTAL : RBW:1000.000kHz VBW:3000.000kHz SWT:Auto Freq Level Limit Line Margin Read Level Ant Factor Cable Loss Preamp Factor Aux Factor APos TPos Remark MHz dBuV/m dBuV/m dB dBuV dB/m dB dB dB cm deg 1 5116.91 50.87 74.00 -23.13 39.26 32.57 12.68 33.64 0.00 200 74 PEAK	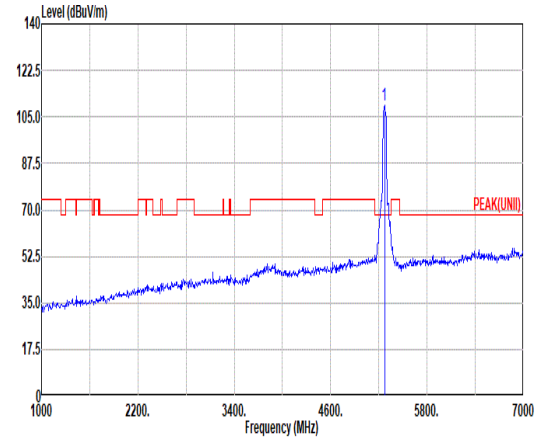 Site : 03CH22-HY Condition: PEAK(UNII) 3m DRH18-E_LE2C04A18EN_240711 HORIZONTAL : RBW:1000.000kHz VBW:3000.000kHz SWT:Auto Freq Level Limit Line Margin Read Level Ant Factor Cable Loss Preamp Factor Aux Factor APos TPos Remark MHz dBuV/m dBuV/m dB dBuV dB/m dB dB dB cm deg 1 5270.00 109.25 ------ ------ 97.82 32.36 12.95 33.88 0.00 200 74 PEAK
Avg	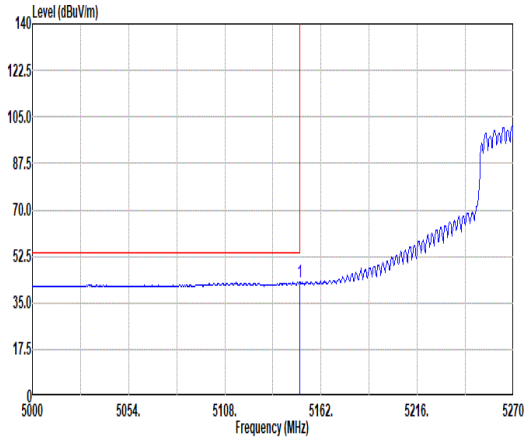 Site : 03CH22-HY Condition: AVG_BE_54 3m DRH18-E_LE2C04A18EN_240711 HORIZONTAL : RBW:1000.000kHz VBW:1.000kHz SWT:Auto Freq Level Limit Line Margin Read Level Ant Factor Cable Loss Preamp Factor Aux Factor APos TPos Remark MHz dBuV/m dBuV/m dB dBuV dB/m dB dB dB cm deg 1 5149.85 42.91 54.00 -11.09 31.15 32.70 12.75 33.69 0.00 200 74 AVERAGE	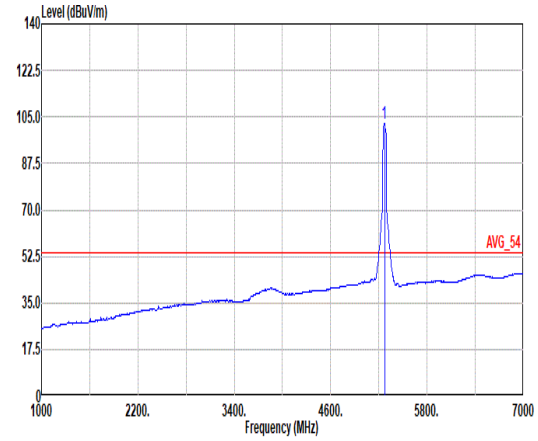 Site : 03CH22-HY Condition: AVG_54 3m DRH18-E_LE2C04A18EN_240711 HORIZONTAL : RBW:1000.000kHz VBW:1.000kHz SWT:Auto Freq Level Limit Line Margin Read Level Ant Factor Cable Loss Preamp Factor Aux Factor APos TPos Remark MHz dBuV/m dBuV/m dB dBuV dB/m dB dB dB cm deg 1 5270.00 102.48 ------ ------ 91.05 32.36 12.95 33.88 0.00 200 74 AVERAGE

Mode	22	
	Band Edge - R	
	U-NII-2A_5.15-5.25_802.11ac VHT40_CH54_5270MHz	
ANT	1+2 (CDD)	
Pol.	Horizontal	Fundamental
Peak	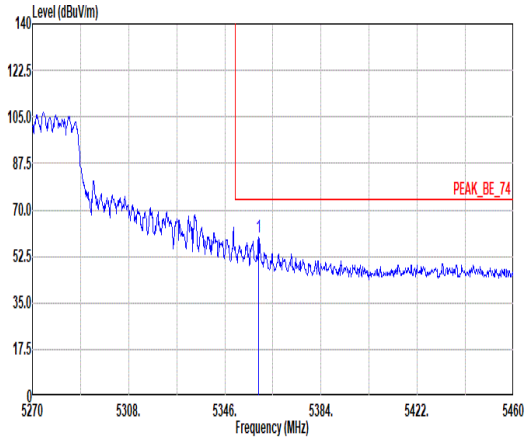 Site : 03CH22-HY Condition: PEAK_BE_74 3m DRH18-E_LE2C04A18EN_240711 HORIZONTAL : RBW:1000.000kHz VBW:3000.000kHz SWT:Auto Freq Level Limit Line Margin Read Level Ant Factor Cable Loss Preamp Factor Aux Factor APos TPos Remark MHz dBuV/m dBuV/m dB dBuV dB/m dB dB dB cm deg 1 5359.30 59.88 74.00 -14.12 48.45 32.38 13.07 34.02 0.00 200 74 PEAK	Blank
Avg	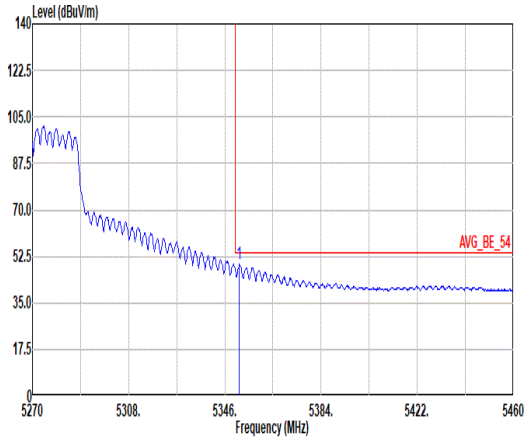 Site : 03CH22-HY Condition: AVG_BE_54 3m DRH18-E_LE2C04A18EN_240711 HORIZONTAL : RBW:1000.000kHz VBW:1.000kHz SWT:Auto Freq Level Limit Line Margin Read Level Ant Factor Cable Loss Preamp Factor Aux Factor APos TPos Remark MHz dBuV/m dBuV/m dB dBuV dB/m dB dB dB cm deg 1 5351.70 49.47 54.00 -4.53 38.03 32.40 13.05 34.01 0.00 200 74 AVERAGE	Blank

Mode	22	
	Band Edge - L	
	U-NII-2A_5.15-5.25_802.11ac VHT40_CH54_5270MHz	
ANT	1+2 (CDD)	
Pol.	Vertical	Fundamental
Peak	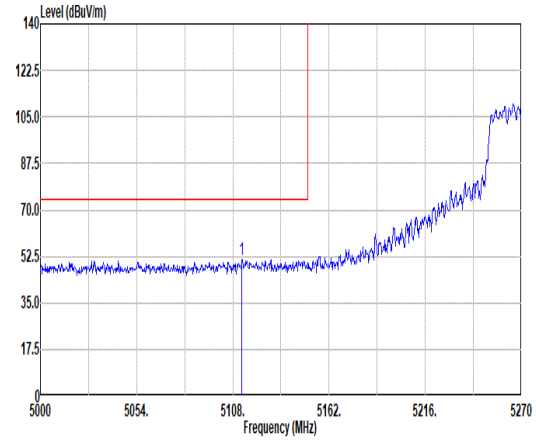 Site : 03CH22-HY Condition: PEAK_BE_74 3m DRH18-E_LE2C04A18EN_240711 VERTICAL : RBW:1000.000kHz VBW:3000.000kHz SWT:Auto Freq Level Limit Line Margin Read Level Ant Factor Cable Loss Preamp Factor Aux Factor APos TPos Remark MHz dBuV/m dBuV/m dB dBuV dB/m dB dB dB cm deg 1 5113.13 51.48 74.00 -22.52 39.89 32.55 12.68 33.64 0.00 200 40 PEAK	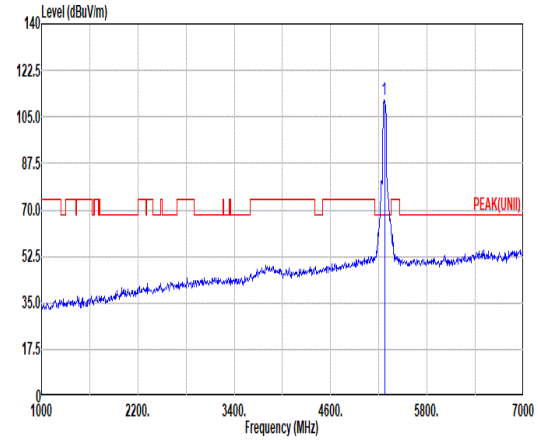 Site : 03CH22-HY Condition: PEAK(UNII) 3m DRH18-E_LE2C04A18EN_240711 VERTICAL : RBW:1000.000kHz VBW:3000.000kHz SWT:Auto Freq Level Limit Line Margin Read Level Ant Factor Cable Loss Preamp Factor Aux Factor APos TPos Remark MHz dBuV/m dBuV/m dB dBuV dB/m dB dB dB cm deg 1 5270.00 111.37 ------ ------ 99.93 32.37 12.94 33.87 0.00 200 40 PEAK
Avg	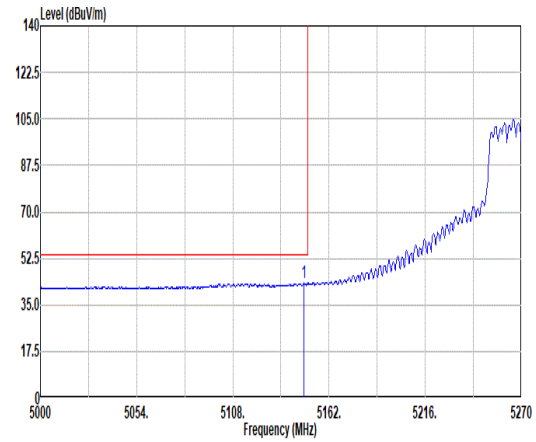 Site : 03CH22-HY Condition: AVG_BE_54 3m DRH18-E_LE2C04A18EN_240711 VERTICAL : RBW:1000.000kHz VBW:1.000kHz SWT:Auto Freq Level Limit Line Margin Read Level Ant Factor Cable Loss Preamp Factor Aux Factor APos TPos Remark MHz dBuV/m dBuV/m dB dBuV dB/m dB dB dB cm deg 1 5147.96 43.07 54.00 -10.93 31.32 32.69 12.75 33.69 0.00 200 40 AVERAGE	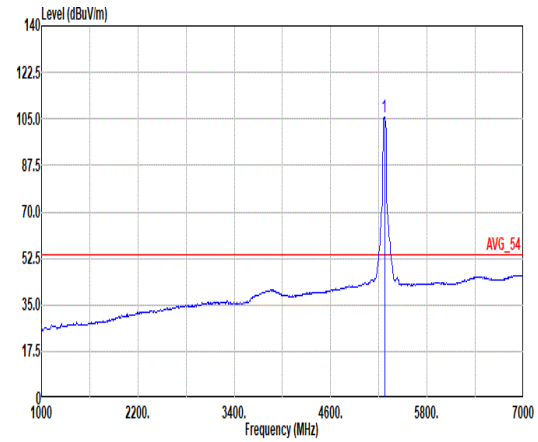 Site : 03CH22-HY Condition: AVG_54 3m DRH18-E_LE2C04A18EN_240711 VERTICAL : RBW:1000.000kHz VBW:1.000kHz SWT:Auto Freq Level Limit Line Margin Read Level Ant Factor Cable Loss Preamp Factor Aux Factor APos TPos Remark MHz dBuV/m dBuV/m dB dBuV dB/m dB dB dB cm deg 1 5270.00 105.64 ------ ------ 94.20 32.37 12.94 33.87 0.00 200 40 AVERAGE

Mode	22	
	Band Edge - R	
	U-NII-2A_5.15-5.25_802.11ac VHT40_CH54_5270MHz	
ANT	1+2 (CDD)	
Pol.	Vertical	Fundamental
Peak	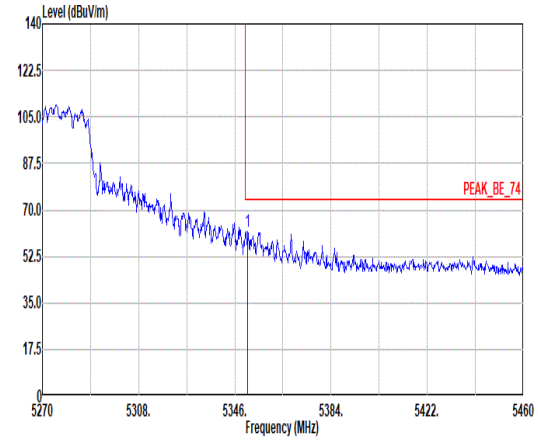 Site : 03CH22-HY Condition: PEAK_BE_74 3m DRH18-E_LE2C04A18EN_240711 VERTICAL : RBW:1000.000kHz VBW:3000.000kHz SWT:Auto Limit Read Ant Cable Preamp Aux APos TPos Freq Level Line Margin Level Factor Loss Factor Factor Remark MHz dBuV/m dBuV/m dB dBuV dB/m dB dB dB cm deg 1 5351.13 61.76 74.00 -12.24 50.32 32.40 13.05 34.01 0.00 200 40 PEAK	Blank
Avg	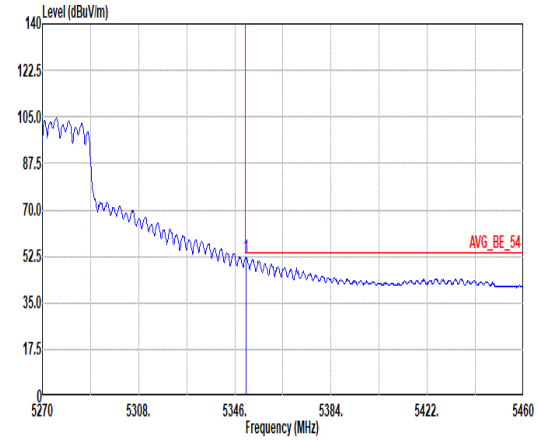 Site : 03CH22-HY Condition: AVG_BE_54 3m DRH18-E_LE2C04A18EN_240711 VERTICAL : RBW:1000.000kHz VBW:1.000kHz SWT:Auto Limit Read Ant Cable Preamp Aux APos TPos Freq Level Line Margin Level Factor Loss Factor Factor Remark MHz dBuV/m dBuV/m dB dBuV dB/m dB dB dB cm deg 1 5350.37 52.15 54.00 -1.85 40.71 32.40 13.05 34.01 0.00 200 40 AVERAGE	Blank

Mode	22	
	Harmonic	
	U-NII-2A_5.15-5.25_802.11ac VHT40_CH54_5270MHz	
ANT	1+2 (CDD)	
Pol.	Horizontal	Vertical
Peak Avg	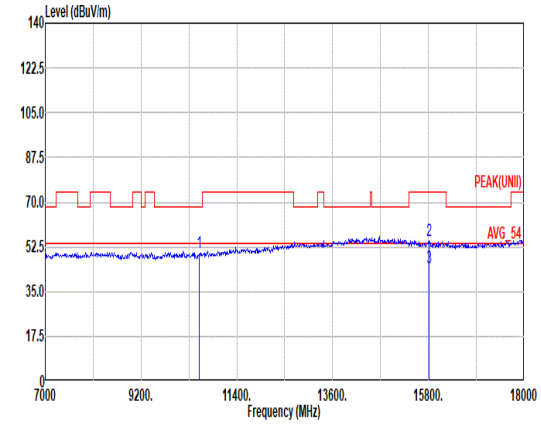 Site : 03CH22-HY Condition: PEAK(UNII) 3m DRH18-E_LE2C04A18EN_240711 HORIZONTAL Freq Level Limit Line Margin Read Level Ant Factor Cable Loss Preamp Factor Aux Factor APos TPos Remark MHz dBuV/m dBuV/m dB dBuV dB/m dB dB dB cm deg 1 10540.00 49.95 68.20 -18.25 32.73 37.38 18.68 39.35 0.51 -- -- PEAK 2 15810.00 54.78 74.00 -19.22 34.42 41.48 23.11 44.80 0.57 -- -- PEAK 3 15810.00 44.60 54.00 -9.40 24.24 41.48 23.11 44.80 0.57 -- -- Average	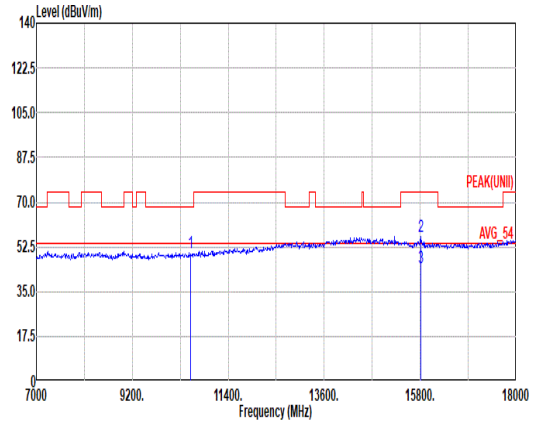 Site : 03CH22-HY Condition: PEAK(UNII) 3m DRH18-E_LE2C04A18EN_240711 VERTICAL Freq Level Limit Line Margin Read Level Ant Factor Cable Loss Preamp Factor Aux Factor APos TPos Remark MHz dBuV/m dBuV/m dB dBuV dB/m dB dB dB cm deg 1 10540.00 50.43 68.20 -17.77 33.21 37.38 18.68 39.35 0.51 -- -- PEAK 2 15810.00 56.48 74.00 -17.52 36.12 41.48 23.11 44.80 0.57 -- -- PEAK 3 15810.00 44.53 54.00 -9.47 24.17 41.48 23.11 44.80 0.57 -- -- Average

Mode	22	
	Harmonic	
	U-NII-2A_5.15-5.25_802.11ac VHT40_CH54_5270MHz	
ANT	1+2 (CDD)	
Pol.	Horizontal	Vertical
10.6G ~18G Avg	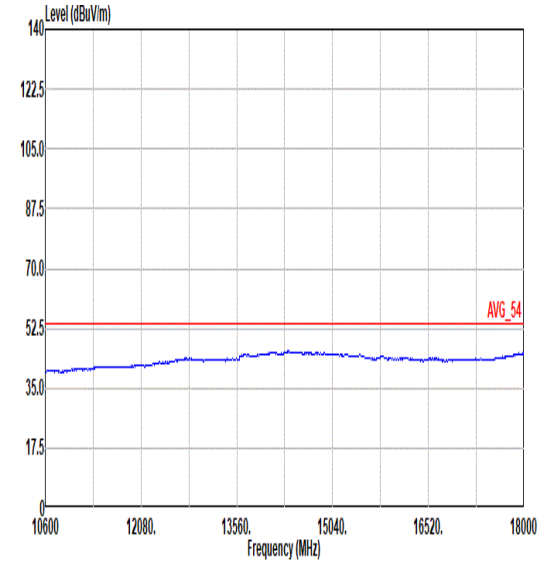 Site : 03CH22-HY Condition: AVG_54 3m DRH18-E_LE2C04A18EN_240711 HORIZONTAL	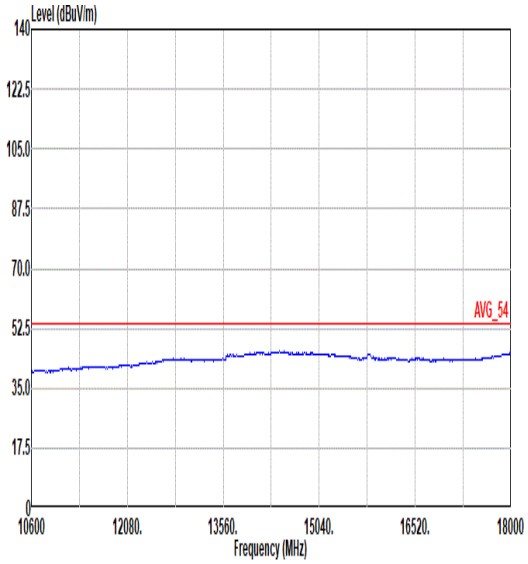 Site : 03CH22-HY Condition: AVG_54 3m DRH18-E_LE2C04A18EN_240711 VERTICAL

Mode	23	
	Band Edge - L	
	U-NII-2A_5.15-5.25_802.11ac VHT40_CH62_5310MHz	
ANT	1+2 (CDD)	
Pol.	Horizontal	Fundamental
Peak	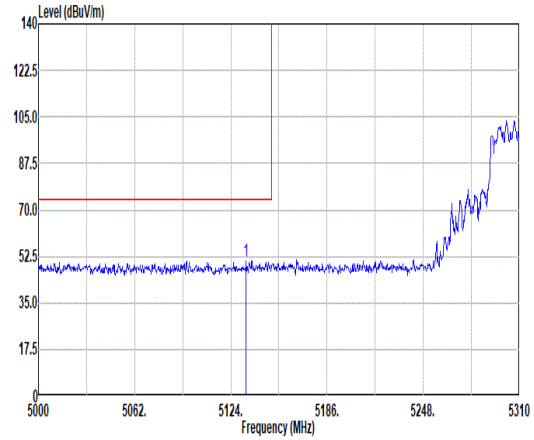 Site : 03CH22-HY Condition: PEAK_BE_74 3m DRH18-E_LE2C04A18EN_240711 HORIZONTAL : RBW:1000.000kHz VBW:3000.000kHz SWT:Auto Freq Level Limit Line Margin Read Level Ant Factor Cable Loss Preamp Factor Aux Factor APos TPos Remark MHz dBuV/m dBuV/m dB dBuV dB/m dB dB dB cm deg 1 5133.92 50.87 74.00 -23.13 39.18 32.64 12.72 33.67 0.00 200 37 PEAK	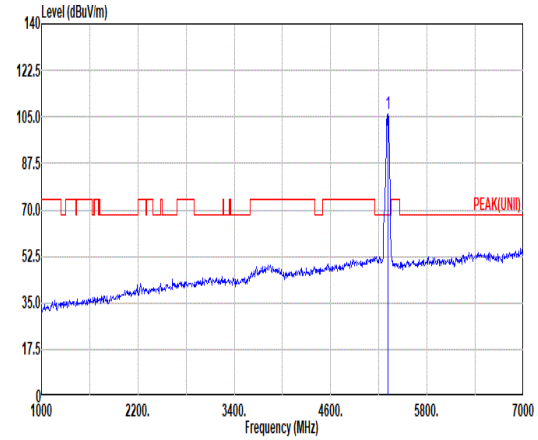 Site : 03CH22-HY Condition: PEAK(UNII) 3m DRH18-E_LE2C04A18EN_240711 HORIZONTAL : RBW:1000.000kHz VBW:3000.000kHz SWT:Auto Freq Level Limit Line Margin Read Level Ant Factor Cable Loss Preamp Factor Aux Factor APos TPos Remark MHz dBuV/m dBuV/m dB dBuV dB/m dB dB dB cm deg 1 5310.00 105.94 ------ ------ 94.56 32.33 13.00 33.95 0.00 200 37 PEAK
Avg	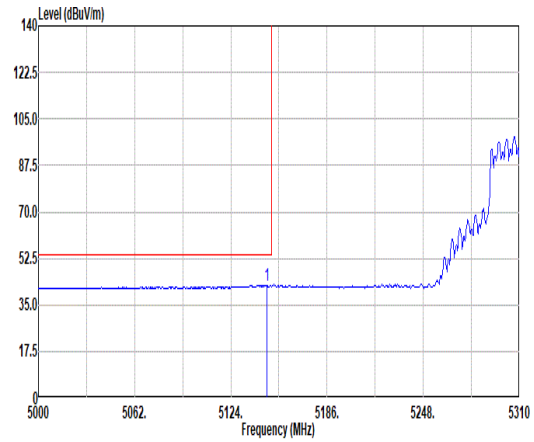 Site : 03CH22-HY Condition: AVG_BE_54 3m DRH18-E_LE2C04A18EN_240711 HORIZONTAL : RBW:1000.000kHz VBW:1.000kHz SWT:Auto Freq Level Limit Line Margin Read Level Ant Factor Cable Loss Preamp Factor Aux Factor APos TPos Remark MHz dBuV/m dBuV/m dB dBuV dB/m dB dB dB cm deg 1 5147.25 42.47 54.00 -11.53 30.73 32.69 12.74 33.69 0.00 200 37 AVERAGE	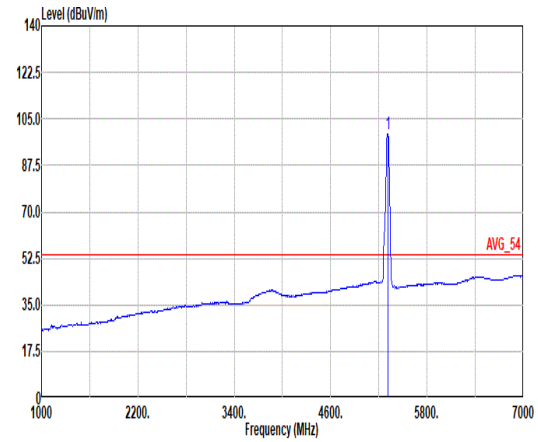 Site : 03CH22-HY Condition: AVG_54 3m DRH18-E_LE2C04A18EN_240711 HORIZONTAL : RBW:1000.000kHz VBW:1.000kHz SWT:Auto Freq Level Limit Line Margin Read Level Ant Factor Cable Loss Preamp Factor Aux Factor APos TPos Remark MHz dBuV/m dBuV/m dB dBuV dB/m dB dB dB cm deg 1 5310.00 99.55 ------ ------ 88.17 32.33 13.00 33.95 0.00 200 37 AVERAGE

Mode	23	
	Band Edge - R	
	U-NII-2A_5.15-5.25_802.11ac VHT40_CH62_5310MHz	
ANT	1+2 (CDD)	
Pol.	Horizontal	Fundamental
Peak	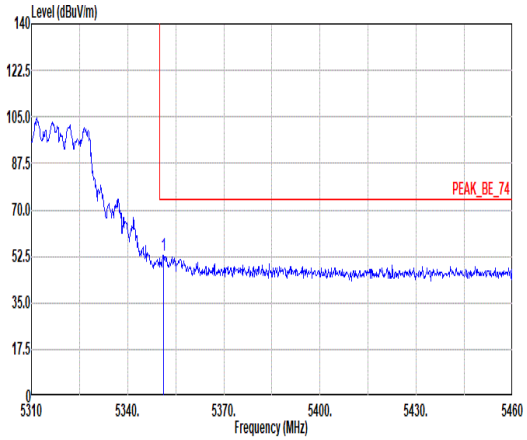 Site : 03CH22-HY Condition: PEAK_BE_74 3m DRH18-E_LE2C04A18EN_240711 HORIZONTAL : RBW:1000.000kHz VBW:3000.000kHz SWT:Auto Limit Read Ant Cable Preamp Aux APos TPos Freq Level Line Margin Level Factor Loss Factor Factor Remark MHz dBuV/m dBuV/m dB dBuV dB/m dB dB dB cm deg 1 5351.10 53.05 74.00 -20.95 41.61 32.40 13.05 34.01 0.00 200 37 PEAK	Blank
Avg	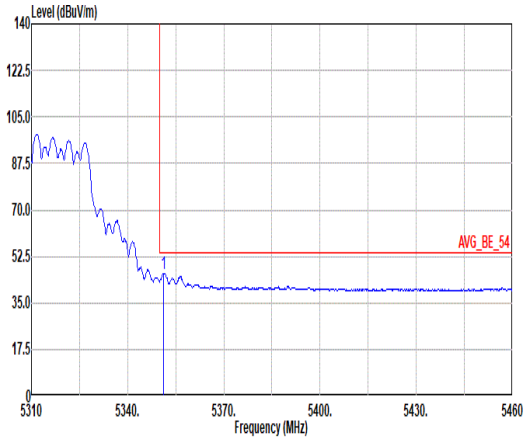 Site : 03CH22-HY Condition: AVG_BE_54 3m DRH18-E_LE2C04A18EN_240711 HORIZONTAL : RBW:1000.000kHz VBW:1.000kHz SWT:Auto Limit Read Ant Cable Preamp Aux APos TPos Freq Level Line Margin Level Factor Loss Factor Factor Remark MHz dBuV/m dBuV/m dB dBuV dB/m dB dB dB cm deg 1 5351.25 46.22 54.00 -7.78 34.78 32.40 13.05 34.01 0.00 200 37 AVERAGE	Blank

Mode	23	
	Band Edge - L	
	U-NII-2A_5.15-5.25_802.11ac VHT40_CH62_5310MHz	
ANT	1+2 (CDD)	
Pol.	Vertical	Fundamental
Peak	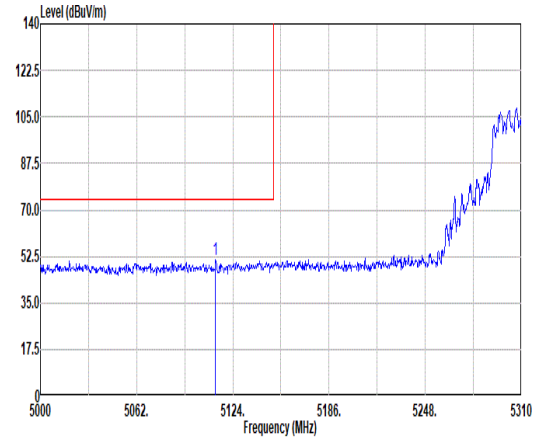 Site : 03CH22-HY Condition: PEAK_BE_74 3m DRH18-E_LE2C04A18EN_240711 VERTICAL : RBW:1000.000kHz VBW:3000.000kHz SWT:Auto 1 5112.84 51.19 74.00 -22.81 39.60 32.55 12.68 33.64 0.00 188 0 PEAK	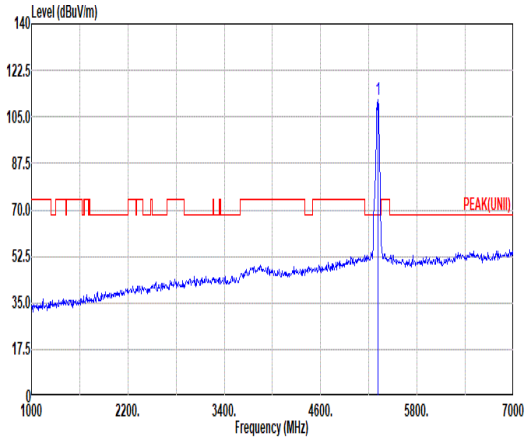 Site : 03CH22-HY Condition: PEAK(UNII) 3m DRH18-E_LE2C04A18EN_240711 VERTICAL : RBW:1000.000kHz VBW:3000.000kHz SWT:Auto 1 5310.00 111.48 ------ ------ 100.10 32.33 13.00 33.95 0.00 188 0 PEAK
Avg	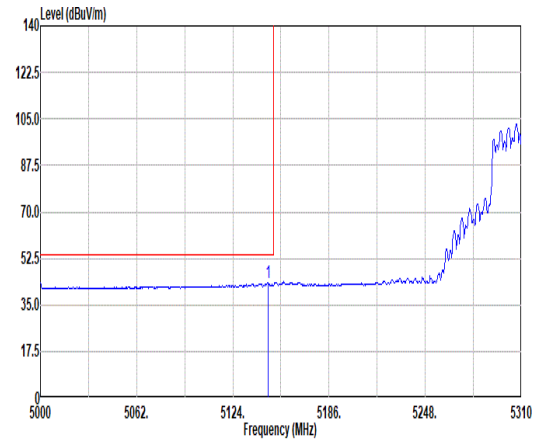 Site : 03CH22-HY Condition: AVG_BE_54 3m DRH18-E_LE2C04A18EN_240711 VERTICAL : RBW:1000.000kHz VBW:1.000kHz SWT:Auto 1 5146.63 43.28 54.00 -10.72 31.54 32.69 12.74 33.69 0.00 188 0 AVERAGE	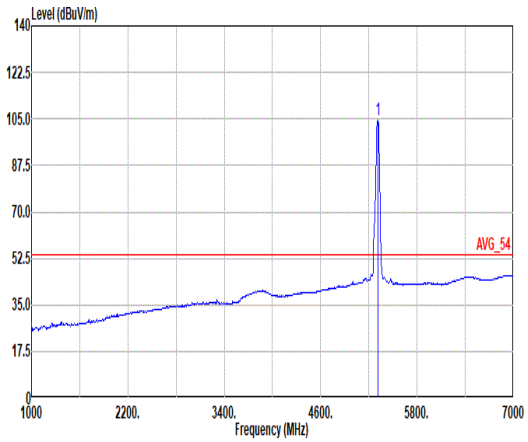 Site : 03CH22-HY Condition: AVG_54 3m DRH18-E_LE2C04A18EN_240711 VERTICAL : RBW:1000.000kHz VBW:1.000kHz SWT:Auto 1 5310.00 104.69 ------ ------ 93.31 32.33 13.00 33.95 0.00 188 0 AVERAGE

Mode	23	
	Band Edge - R	
	U-NII-2A_5.15-5.25_802.11ac VHT40_CH62_5310MHz	
ANT	1+2 (CDD)	
Pol.	Vertical	Fundamental
Peak	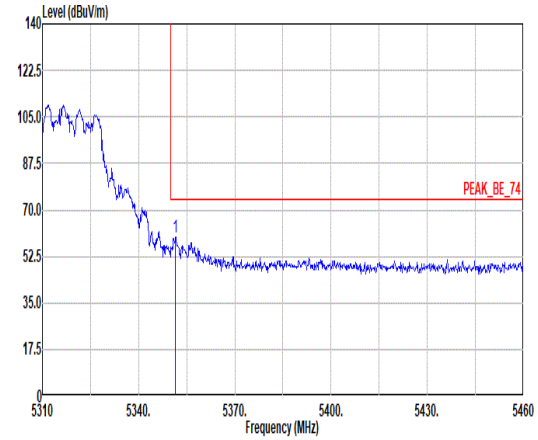 Site : 03CH22-HY Condition: PEAK_BE_74 3m DRH18-E_LE2C04A18EN_240711 VERTICAL : RBW:1000.000kHz VBW:3000.000kHz SWT:Auto Limit Read Ant Cable Preamp Aux APos TPos Freq Level Line Margin Level Factor Loss Factor Factor Remark MHz dBuV/m dBuV/m dB dBuV dB/m dB dB dB cm deg 1 5351.55 59.85 74.00 -14.15 48.41 32.40 13.05 34.01 0.00 188 0 PEAK	Blank
Avg	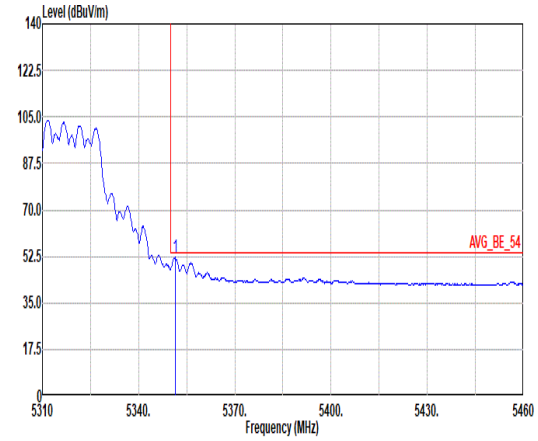 Site : 03CH22-HY Condition: AVG_BE_54 3m DRH18-E_LE2C04A18EN_240711 VERTICAL : RBW:1000.000kHz VBW:1.000kHz SWT:Auto Limit Read Ant Cable Preamp Aux APos TPos Freq Level Line Margin Level Factor Loss Factor Factor Remark MHz dBuV/m dBuV/m dB dBuV dB/m dB dB dB cm deg 1 5351.55 52.14 54.00 -1.86 40.70 32.40 13.05 34.01 0.00 188 0 AVERAGE	Blank

Mode	23	
	Harmonic	
	U-NII-2A_5.15-5.25_802.11ac VHT40_CH62_5310MHz	
ANT	1+2 (CDD)	
Pol.	Horizontal	Vertical
Peak Avg	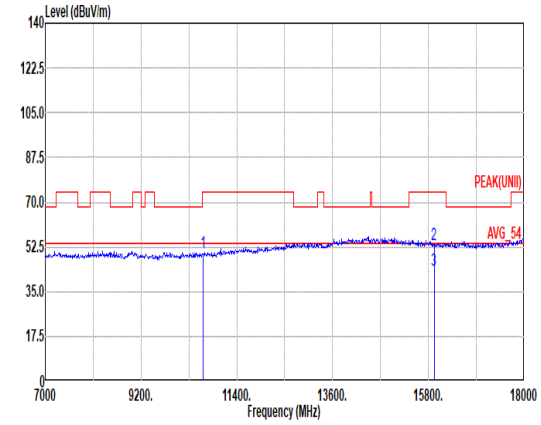 Site : 03CH22-HY Condition: PEAK(UNII) 3m DRH18-E_LE2C04A18EN_240711 HORIZONTAL Freq Level Limit Line Margin Read Level Ant Factor Cable Loss Preamp Factor Aux Factor APos TPos Remark MHz dBuV/m dBuV/m dB dBuV dB/m dB dB dB cm deg 1 10620.00 50.32 74.00 -23.68 33.01 37.44 18.76 39.40 0.51 -- -- PEAK 2 15930.00 53.39 74.00 -20.61 33.44 41.20 23.20 45.03 0.58 -- -- PEAK 3 15930.00 43.37 54.00 -10.63 23.42 41.20 23.20 45.03 0.58 -- -- Average	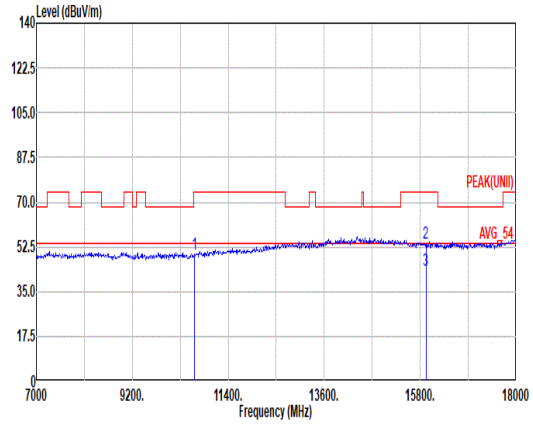 Site : 03CH22-HY Condition: PEAK(UNII) 3m DRH18-E_LE2C04A18EN_240711 VERTICAL Freq Level Limit Line Margin Read Level Ant Factor Cable Loss Preamp Factor Aux Factor APos TPos Remark MHz dBuV/m dBuV/m dB dBuV dB/m dB dB dB cm deg 1 10620.00 49.48 74.00 -24.52 32.17 37.44 18.76 39.40 0.51 -- -- PEAK 2 15930.00 53.82 74.00 -20.18 33.87 41.20 23.20 45.03 0.58 -- -- PEAK 3 15930.00 43.33 54.00 -10.67 23.38 41.20 23.20 45.03 0.58 -- -- Average

Mode	23	
	Harmonic	
	U-NII-2A_5.15-5.25_802.11ac VHT40_CH62_5310MHz	
ANT	1+2 (CDD)	
Pol.	Horizontal	Vertical
10.6G ~18G Avg	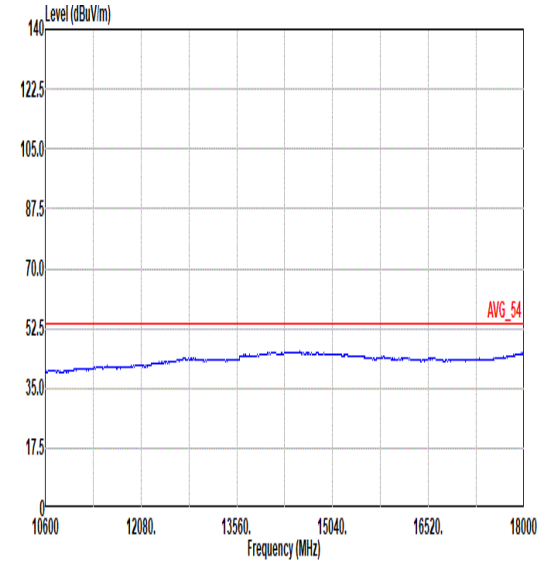	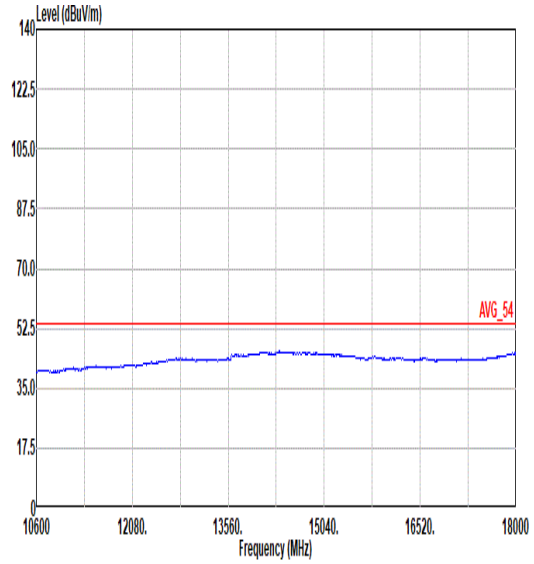

Mode	24	
	Band Edge - L	
	U-NII-2A_5.15-5.25_802.11ac VHT80_CH58_5290MHz	
ANT	1+2 (CDD)	
Pol.	Horizontal	Fundamental
Peak	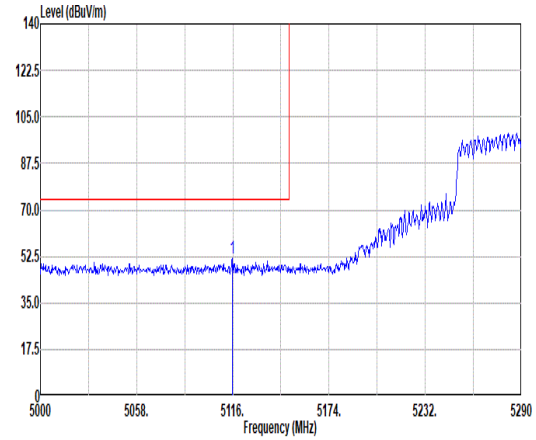 Site : 03CH22-HY Condition: PEAK_BE_74 3m DRH18-E_LE2C04A18EN_240711 HORIZONTAL : RBW:1000.000kHz VBW:3000.000kHz SWT:Auto Freq Level Limit Line Margin Read Level Ant Factor Cable Loss Preamp Factor Aux Factor APos TPos Remark MHz dBuV/m dBuV/m dB dBuV dB/m dB dB dB cm deg 1 5115.71 51.52 74.00 -22.48 39.92 32.56 12.68 33.64 0.00 202 91 PEAK	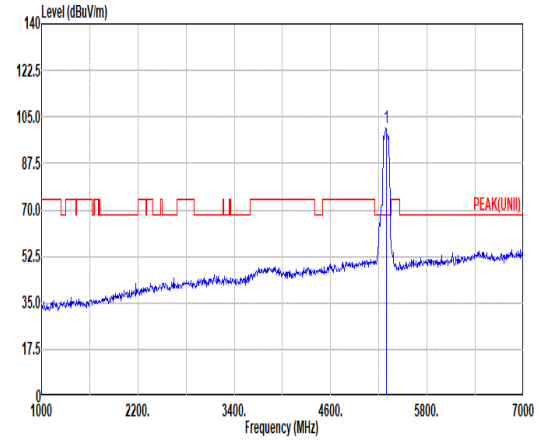 Site : 03CH22-HY Condition: PEAK(UNII) 3m DRH18-E_LE2C04A18EN_240711 HORIZONTAL : RBW:1000.000kHz VBW:3000.000kHz SWT:Auto Freq Level Limit Line Margin Read Level Ant Factor Cable Loss Preamp Factor Aux Factor APos TPos Remark MHz dBuV/m dBuV/m dB dBuV dB/m dB dB dB cm deg 1 5290.00 100.94 ------ ------ 89.55 32.33 12.96 33.90 0.00 202 91 PEAK
Avg	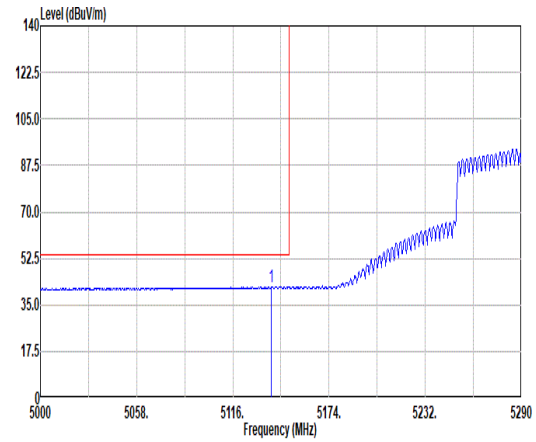 Site : 03CH22-HY Condition: AVG_BE_54 3m DRH18-E_LE2C04A18EN_240711 HORIZONTAL : RBW:1000.000kHz VBW:1.000kHz SWT:Auto Freq Level Limit Line Margin Read Level Ant Factor Cable Loss Preamp Factor Aux Factor APos TPos Remark MHz dBuV/m dBuV/m dB dBuV dB/m dB dB dB cm deg 1 5139.20 41.93 54.00 -12.07 30.22 32.66 12.73 33.68 0.00 202 91 AVERAGE	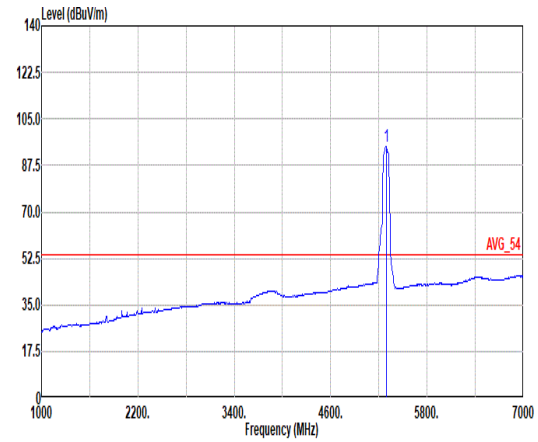 Site : 03CH22-HY Condition: AVG_54 3m DRH18-E_LE2C04A18EN_240711 HORIZONTAL : RBW:1000.000kHz VBW:1.000kHz SWT:Auto Freq Level Limit Line Margin Read Level Ant Factor Cable Loss Preamp Factor Aux Factor APos TPos Remark MHz dBuV/m dBuV/m dB dBuV dB/m dB dB dB cm deg 1 5290.00 94.66 ------ ------ 83.28 32.32 12.97 33.91 0.00 202 91 AVERAGE

Mode	24	
	Band Edge - R	
	U-NII-2A_5.15-5.25_802.11ac VHT80_CH58_5290MHz	
ANT	1+2 (CDD)	
Pol.	Horizontal	Fundamental
Peak	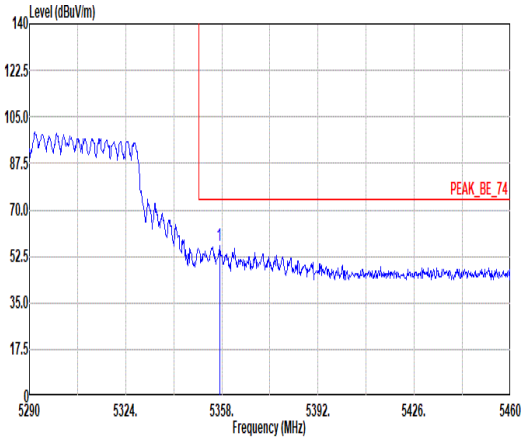 Site : 03CH22-HY Condition: PEAK_BE_74 3m DRH18-E_LE2C04A18EN_240711 HORIZONTAL : RBW:1000.000kHz VBW:3000.000kHz SWT:Auto Limit Read Ant Cable Preamp Aux APos TPos Freq Level Line Margin Level Factor Loss Factor Factor Remark MHz dBuV/m dBuV/m dB dBuV dB/m dB dB dB cm deg 1 5357.15 56.69 74.00 -17.31 45.26 32.39 13.06 34.02 0.00 202 91 PEAK	Blank
Avg	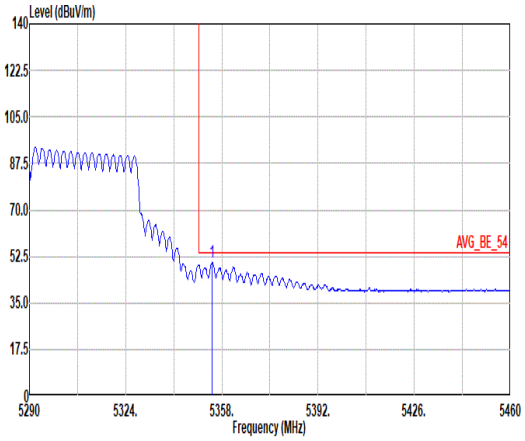 Site : 03CH22-HY Condition: AVG_BE_54 3m DRH18-E_LE2C04A18EN_240711 HORIZONTAL : RBW:1000.000kHz VBW:1.000kHz SWT:Auto Limit Read Ant Cable Preamp Aux APos TPos Freq Level Line Margin Level Factor Loss Factor Factor Remark MHz dBuV/m dBuV/m dB dBuV dB/m dB dB dB cm deg 1 5354.43 50.10 54.00 -3.90 38.66 32.39 13.06 34.01 0.00 202 91 AVERAGE	Blank

Mode	24	
	Band Edge - L	
	U-NII-2A_5.15-5.25_802.11ac VHT80_CH58_5290MHz	
ANT	1+2 (CDD)	
Pol.	Vertical	Fundamental
Peak	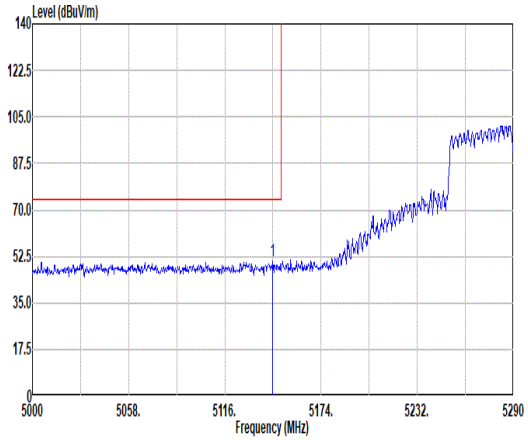 Site : 03CH22-HY Condition: PEAK_BE_74 3m DRH18-E_LE2C04A18EN_240711 VERTICAL : RBW:1000.000kHz VBW:3000.000kHz SWT:Auto 1 5145.00 50.92 74.00 -23.08 39.19 32.68 12.74 33.69 0.00 200 33 PEAK	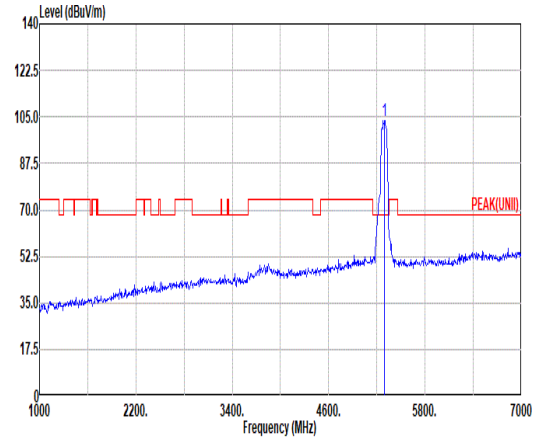 Site : 03CH22-HY Condition: PEAK(UNII) 3m DRH18-E_LE2C04A18EN_240711 VERTICAL : RBW:1000.000kHz VBW:3000.000kHz SWT:Auto 1 5290.00 103.62 ------ ------ 92.21 32.34 12.96 33.89 0.00 200 33 PEAK
Avg	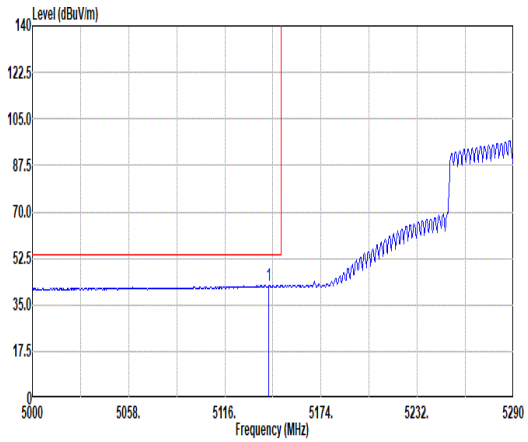 Site : 03CH22-HY Condition: AVG_BE_54 3m DRH18-E_LE2C04A18EN_240711 VERTICAL : RBW:1000.000kHz VBW:1.000kHz SWT:Auto 1 5142.39 42.37 54.00 -11.63 30.65 32.67 12.73 33.68 0.00 200 33 AVERAGE	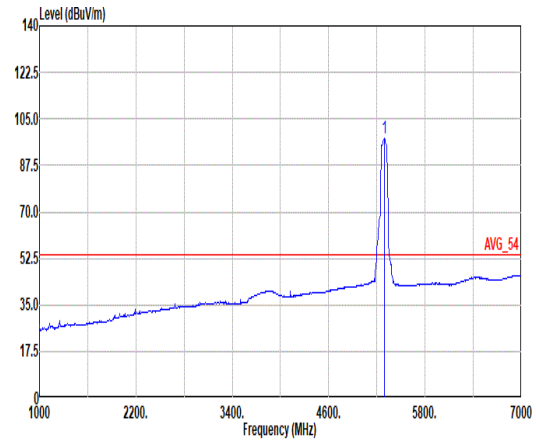 Site : 03CH22-HY Condition: AVG_54 3m DRH18-E_LE2C04A18EN_240711 VERTICAL : RBW:1000.000kHz VBW:1.000kHz SWT:Auto 1 5290.00 97.62 ------ ------ 86.25 32.31 12.98 33.92 0.00 200 33 AVERAGE

Mode	24	
	Band Edge - R	
	U-NII-2A_5.15-5.25_802.11ac VHT80_CH58_5290MHz	
ANT	1+2 (CDD)	
Pol.	Vertical	Fundamental
Peak	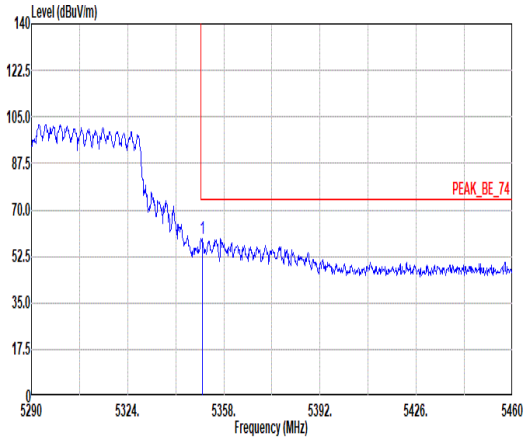 Site : 03CH22-HY Condition: PEAK_BE_74 3m DRH18-E_LE2C04A18EN_240711 VERTICAL : RBW:1000.000kHz VBW:3000.000kHz SWT:Auto Limit Read Ant Cable Preamp Aux APos TPos Freq Level Line Margin Level Factor Loss Factor Factor Remark MHz dBuV/m dBuV/m dB dBuV dB/m dB dB dB cm deg 1 5350.52 59.02 74.00 -14.98 47.58 32.40 13.05 34.01 0.00 200 33 PEAK	Blank
Avg	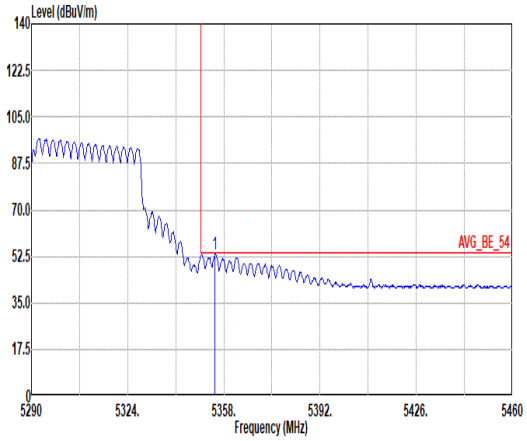 Site : 03CH22-HY Condition: AVG_BE_54 3m DRH18-E_LE2C04A18EN_240711 VERTICAL : RBW:1000.000kHz VBW:1.000kHz SWT:Auto Limit Read Ant Cable Preamp Aux APos TPos Freq Level Line Margin Level Factor Loss Factor Factor Remark MHz dBuV/m dBuV/m dB dBuV dB/m dB dB dB cm deg 1 5354.94 53.27 54.00 -0.73 41.83 32.39 13.06 34.01 0.00 200 33 AVERAGE	Blank

Mode	24	
	Harmonic	
	U-NII-2A_5.15-5.25_802.11ac VHT80_CH58_5290MHz	
ANT	1+2 (CDD)	
Pol.	Horizontal	Vertical
Peak Avg	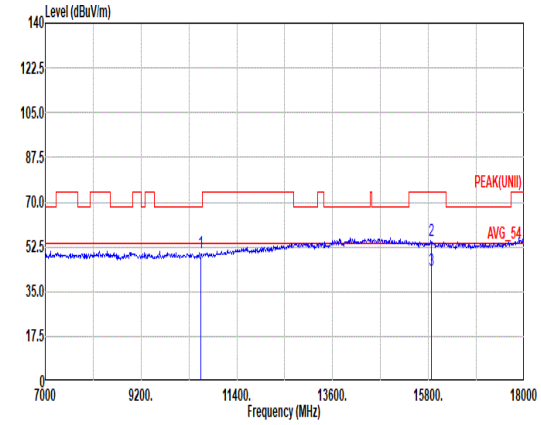 Site : 03CH22-HY Condition: PEAK(UNII) 3m DRH18-E_LE2C04A18EN_240711 HORIZONTAL Freq Level Limit Line Margin Read Level Ant Factor Cable Loss Preamp Factor Aux Factor APos TPos Remark MHz dBuV/m dBuV/m dB dBuV dB/m dB dB dB cm deg 1 10580.00 50.09 68.20 -18.11 32.84 37.40 18.72 39.38 0.51 -- -- PEAK 2 15870.00 54.91 74.00 -19.09 34.78 41.32 23.16 44.92 0.57 -- -- PEAK 3 15870.00 43.54 54.00 -10.46 23.41 41.32 23.16 44.92 0.57 -- -- Average	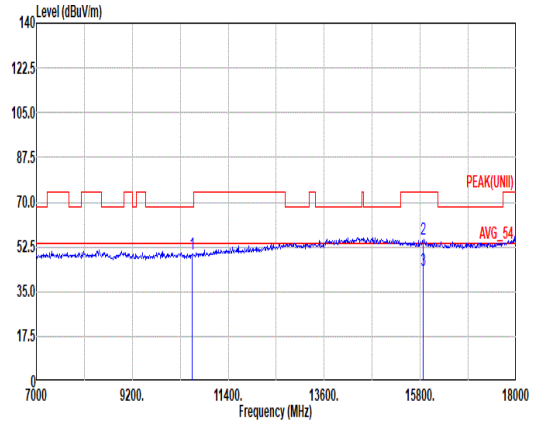 Site : 03CH22-HY Condition: PEAK(UNII) 3m DRH18-E_LE2C04A18EN_240711 VERTICAL Freq Level Limit Line Margin Read Level Ant Factor Cable Loss Preamp Factor Aux Factor APos TPos Remark MHz dBuV/m dBuV/m dB dBuV dB/m dB dB dB cm deg 1 10580.00 49.74 68.20 -18.46 32.49 37.40 18.72 39.38 0.51 -- -- PEAK 2 15870.00 55.30 74.00 -18.70 35.17 41.32 23.16 44.92 0.57 -- -- PEAK 3 15870.00 43.56 54.00 -10.44 23.43 41.32 23.16 44.92 0.57 -- -- Average

Mode	24	
	Harmonic	
	U-NII-2A_5.15-5.25_802.11ac VHT80_CH58_5290MHz	
ANT	1+2 (CDD)	
Pol.	Horizontal	Vertical
10.6G ~18G Avg	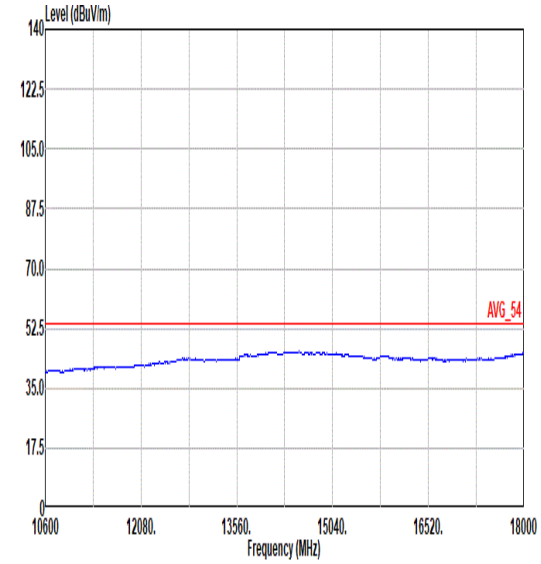 Site : 03CH22-HY Condition: AVG_54 3m DRH18-E_LE2C04A18EN_240711 HORIZONTAL	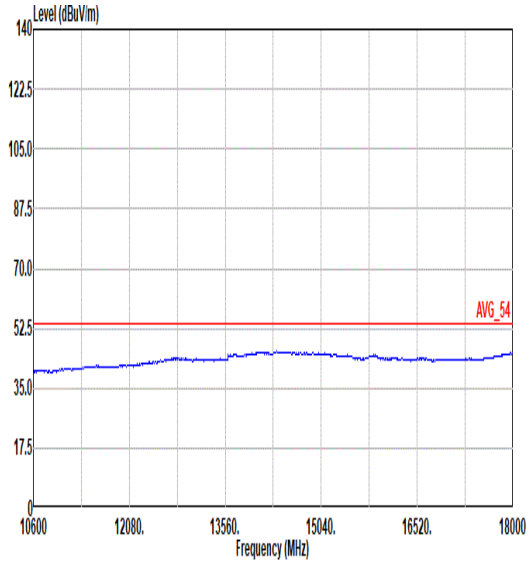 Site : 03CH22-HY Condition: AVG_54 3m DRH18-E_LE2C04A18EN_240711 VERTICAL

Mode	25	
	Band Edge - L	
	U-NII-2A_5.25-5.35_802.11ax HE20_CH52_Full RU_5260MHz	
ANT	1+2 (CDD)	
Pol.	Horizontal	Fundamental
Peak	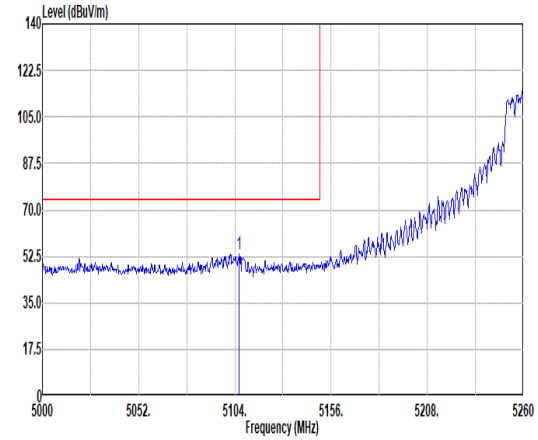 Site : 03CH22-HY Condition: PEAK_BE_74 3m DRH18-E_LE2C04A18EN_240711 HORIZONTAL : RBW:1000.000kHz VBW:3000.000kHz SWT:Auto Freq Level Limit Line Margin Read Level Ant Factor Cable Loss Preamp Factor Aux Factor APos TPos Remark MHz dBuV/m dBuV/m dB dBuV dB/m dB dB dB cm deg 1 5106.34 53.12 74.00 -20.88 41.56 32.53 12.66 33.63 0.00 207 60 PEAK	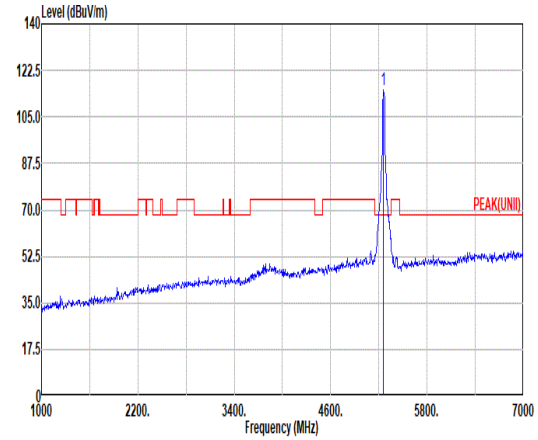 Site : 03CH22-HY Condition: PEAK(UNII) 3m DRH18-E_LE2C04A18EN_240711 HORIZONTAL : RBW:1000.000kHz VBW:3000.000kHz SWT:Auto Freq Level Limit Line Margin Read Level Ant Factor Cable Loss Preamp Factor Aux Factor APos TPos Remark MHz dBuV/m dBuV/m dB dBuV dB/m dB dB dB cm deg 1 5260.00 115.38 ------ ------ 103.94 32.38 12.93 33.87 0.00 207 60 PEAK
Avg	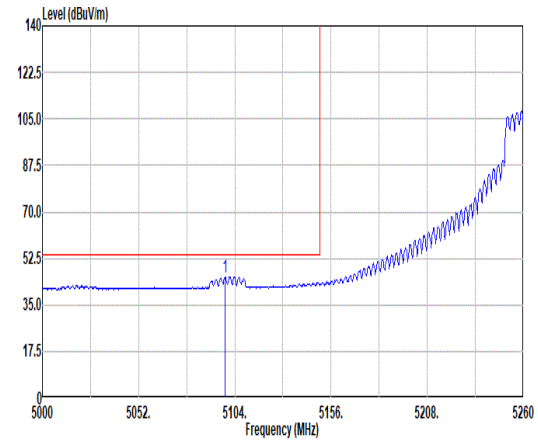 Site : 03CH22-HY Condition: AVG_BE_54 3m DRH18-E_LE2C04A18EN_240711 HORIZONTAL : RBW:1000.000kHz VBW:1.100kHz SWT:Auto Freq Level Limit Line Margin Read Level Ant Factor Cable Loss Preamp Factor Aux Factor APos TPos Remark MHz dBuV/m dBuV/m dB dBuV dB/m dB dB dB cm deg 1 5098.80 45.65 54.00 -8.35 34.11 32.50 12.65 33.61 0.00 207 60 AVERAGE	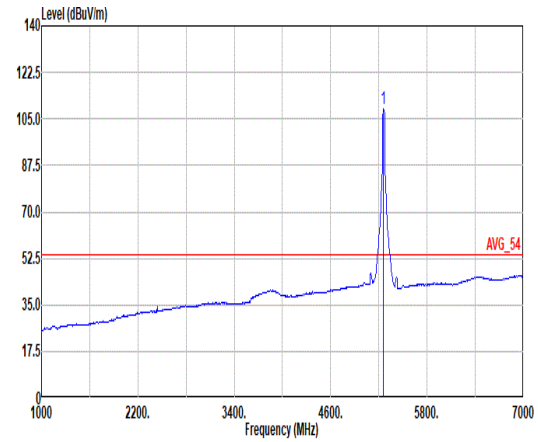 Site : 03CH22-HY Condition: AVG_54 3m DRH18-E_LE2C04A18EN_240711 HORIZONTAL : RBW:1000.000kHz VBW:1.100kHz SWT:Auto Freq Level Limit Line Margin Read Level Ant Factor Cable Loss Preamp Factor Aux Factor APos TPos Remark MHz dBuV/m dBuV/m dB dBuV dB/m dB dB dB cm deg 1 5260.00 108.84 ------ ------ 97.40 32.38 12.93 33.87 0.00 207 60 AVERAGE

Mode	25	
	Band Edge - R	
	U-NII-2A_5.25-5.35_802.11ax HE20_CH52_Full RU_5260MHz	
ANT	1+2 (CDD)	
Pol.	Horizontal	Fundamental
Peak	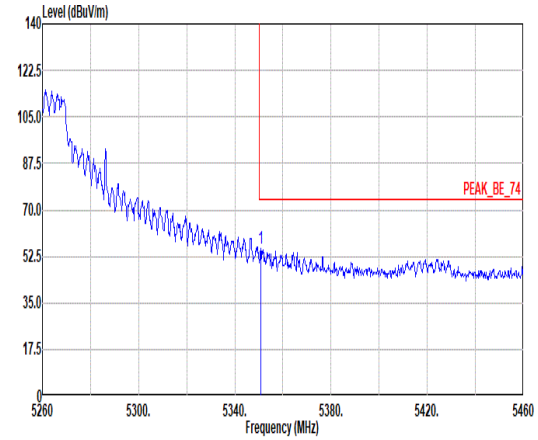 Site : 03CH22-HY Condition: PEAK_BE_74 3m DRH18-E_LE2C04A18EN_240711 HORIZONTAL : RBW:1000.000kHz VBW:3000.000kHz SWT:Auto Limit Read Ant Cable Preamp Aux APos TPos Freq Level Line Margin Level Factor Loss Factor Factor Remark MHz dBuV/m dBuV/m dB dBuV dB/m dB dB dB cm deg 1 5350.80 55.38 74.00 -18.62 43.94 32.40 13.05 34.01 0.00 207 60 PEAK	Blank
Avg	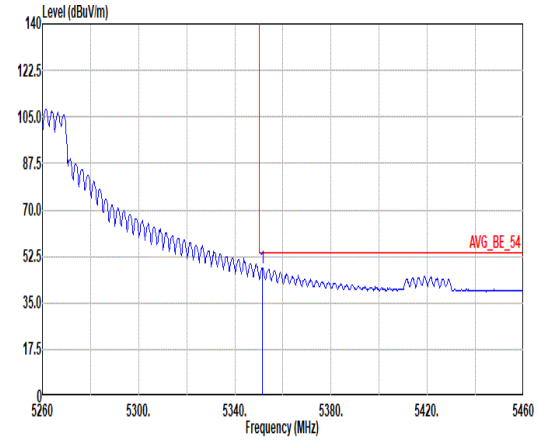 Site : 03CH22-HY Condition: AVG_BE_54 3m DRH18-E_LE2C04A18EN_240711 HORIZONTAL : RBW:1000.000kHz VBW:1.100kHz SWT:Auto Limit Read Ant Cable Preamp Aux APos TPos Freq Level Line Margin Level Factor Loss Factor Factor Remark MHz dBuV/m dBuV/m dB dBuV dB/m dB dB dB cm deg 1 5351.40 48.11 54.00 -5.89 36.67 32.40 13.05 34.01 0.00 207 60 AVERAGE	Blank

Mode	25	
	Band Edge - L	
	U-NII-2A_5.25-5.35_802.11ax HE20_CH52_Full RU_5260MHz	
ANT	1+2 (CDD)	
Pol.	Vertical	Fundamental
Peak	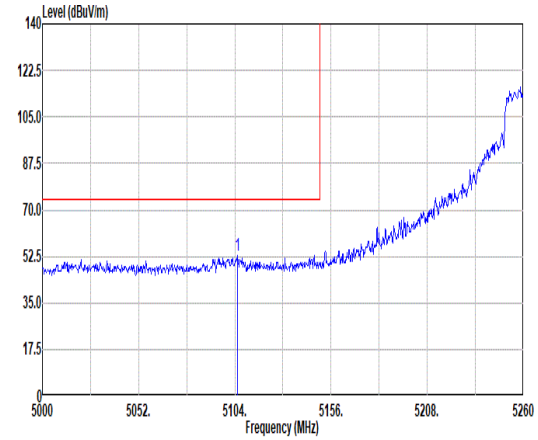 Site : 03CH22-HY Condition: PEAK_BE_74 3m DRH18-E_LE2C04A18EN_240711 VERTICAL : RBW:1000.000kHz VBW:3000.000kHz SWT:Auto 1 5105.30 52.83 74.00 -21.17 41.27 32.52 12.66 33.62 0.00 396 360 PEAK	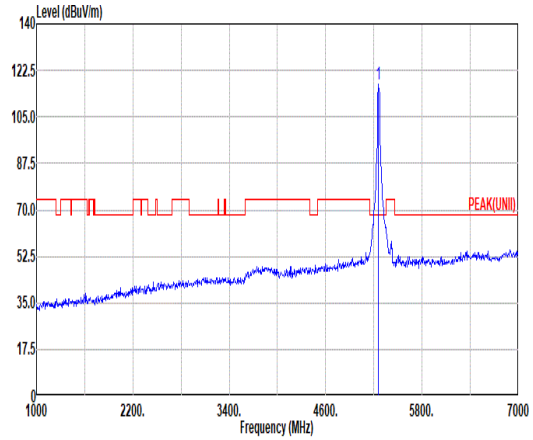 Site : 03CH22-HY Condition: PEAK(UNII) 3m DRH18-E_LE2C04A18EN_240711 VERTICAL : RBW:1000.000kHz VBW:3000.000kHz SWT:Auto 1 5260.00 117.15 ------ ------ 105.70 32.39 12.92 33.86 0.00 396 360 PEAK
Avg	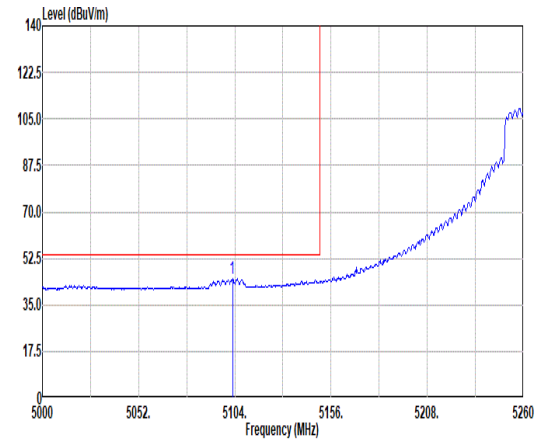 Site : 03CH22-HY Condition: AVG_BE_54 3m DRH18-E_LE2C04A18EN_240711 VERTICAL : RBW:1000.000kHz VBW:1.100kHz SWT:Auto 1 5102.70 44.90 54.00 -9.10 33.35 32.51 12.66 33.62 0.00 396 360 AVERAGE	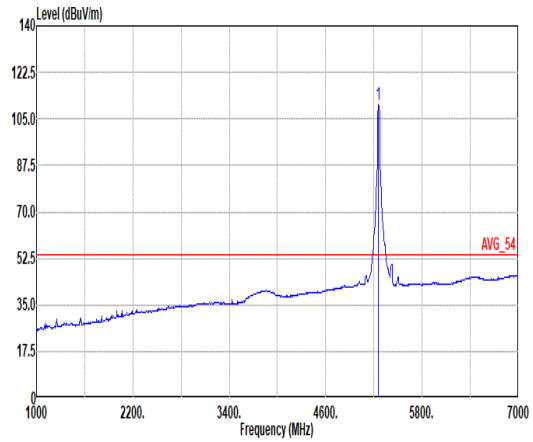 Site : 03CH22-HY Condition: AVG_54 3m DRH18-E_LE2C04A18EN_240711 VERTICAL : RBW:1000.000kHz VBW:1.100kHz SWT:Auto 1 5260.00 110.26 ------ ------ 98.82 32.38 12.93 33.87 0.00 396 360 AVERAGE

Mode	25	
	Band Edge - R	
	U-NII-2A_5.25-5.35_802.11ax HE20_CH52_Full RU_5260MHz	
ANT	1+2 (CDD)	
Pol.	Vertical	Fundamental
Peak	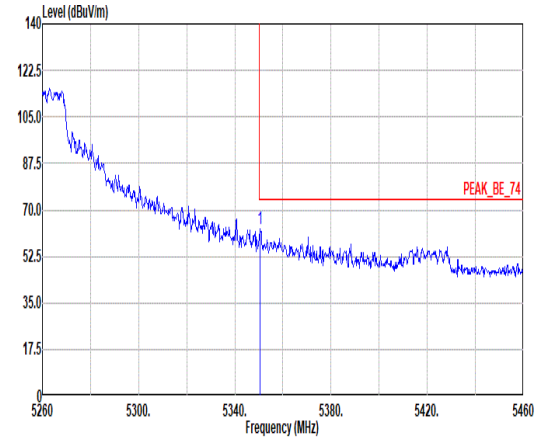 Site : 03CH22-HY Condition: PEAK_BE_74 3m DRH18-E_LE2C04A18EN_240711 VERTICAL : RBW:1000.000kHz VBW:3000.000kHz SWT:Auto Limit Read Ant Cable Preamp Aux APos TPos Freq Level Line Margin Level Factor Loss Factor Factor Remark MHz dBuV/m dBuV/m dB dBuV dB/m dB dB dB cm deg 1 5350.60 62.75 74.00 -11.25 51.31 32.40 13.05 34.01 0.00 396 360 PEAK	Blank
Avg	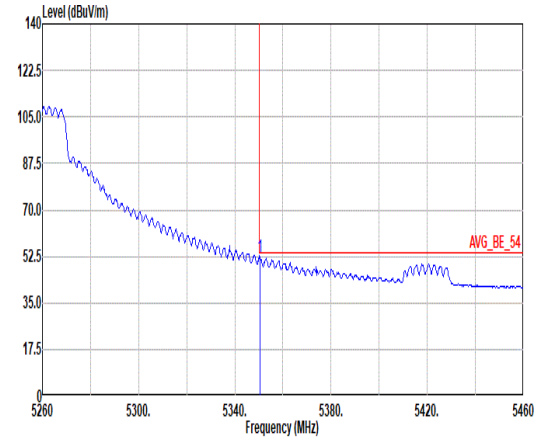 Site : 03CH22-HY Condition: AVG_BE_54 3m DRH18-E_LE2C04A18EN_240711 VERTICAL : RBW:1000.000kHz VBW:1.100kHz SWT:Auto Limit Read Ant Cable Preamp Aux APos TPos Freq Level Line Margin Level Factor Loss Factor Factor Remark MHz dBuV/m dBuV/m dB dBuV dB/m dB dB dB cm deg 1 5350.60 52.40 54.00 -1.60 40.96 32.40 13.05 34.01 0.00 396 360 AVERAGE	Blank

Mode	25	
	Harmonic	
	U-NII-2A_5.25-5.35_802.11ax HE20_CH52_Full RU_5260MHz	
ANT	1+2 (CDD)	
Pol.	Horizontal	Vertical
Peak Avg	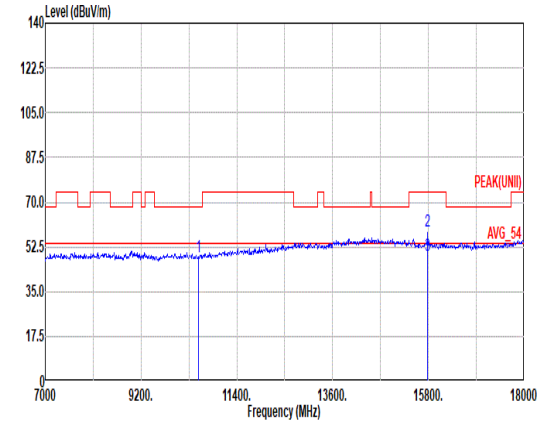 Site : 03CH22-HY Condition: PEAK(UNII) 3m DRH18-E_LE2C04A18EN_240711 HORIZONTAL Freq Level Limit Line Margin Read Level Ant Factor Cable Loss Preamp Factor Aux Factor APos TPos Remark MHz dBuV/m dBuV/m dB dBuV dB/m dB dB dB cm deg 1 10520.00 48.81 68.20 -19.39 31.64 37.34 18.66 39.34 0.51 -- -- Peak 2 15780.00 58.40 74.00 -15.60 38.04 41.46 23.08 44.75 0.57 194 311 Peak 3 15780.00 49.11 54.00 -4.89 28.75 41.46 23.08 44.75 0.57 194 311 Average	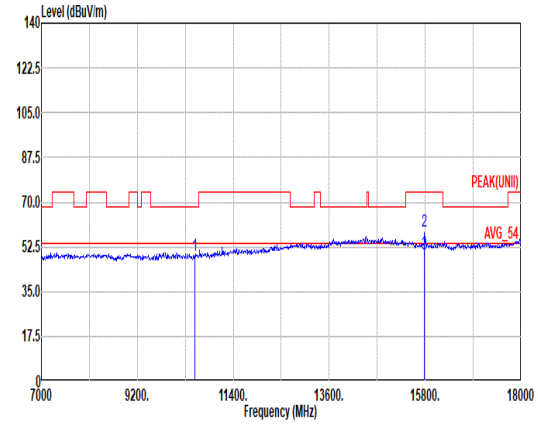 Site : 03CH22-HY Condition: PEAK(UNII) 3m DRH18-E_LE2C04A18EN_240711 VERTICAL Freq Level Limit Line Margin Read Level Ant Factor Cable Loss Preamp Factor Aux Factor APos TPos Remark MHz dBuV/m dBuV/m dB dBuV dB/m dB dB dB cm deg 1 10520.00 48.96 68.20 -19.24 31.79 37.34 18.66 39.34 0.51 -- -- Peak 2 15780.00 58.41 74.00 -15.59 38.05 41.46 23.08 44.75 0.57 303 15 Peak 3 15780.00 49.51 54.00 -4.49 29.15 41.46 23.08 44.75 0.57 303 15 Average

Mode	25	
	Harmonic	
	U-NII-2A_5.25-5.35_802.11ax HE20_CH52_Full RU_5260MHz	
ANT	1+2 (CDD)	
Pol.	Horizontal	Vertical
10.6G ~18G Avg	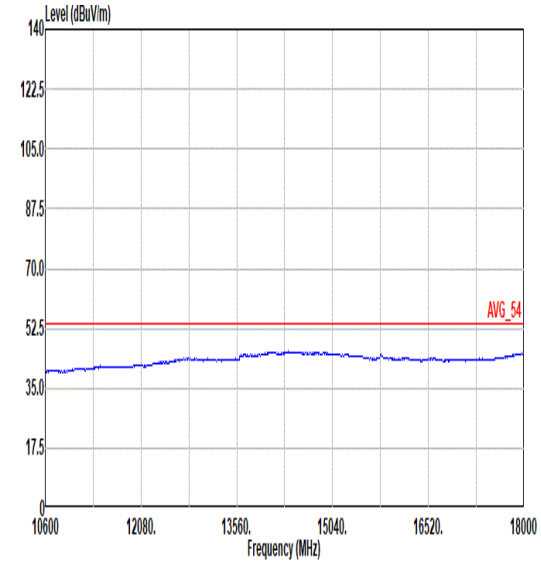	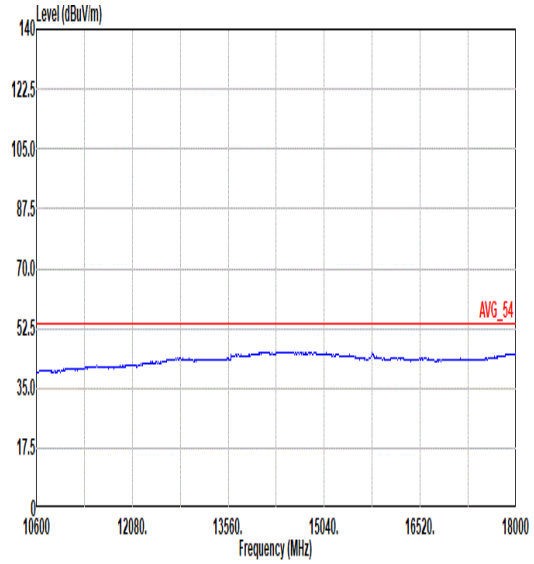

Mode	26	
	Band Edge - L	
	U-NII-2A_5.25-5.35_802.11ax HE20_CH60_Full RU_5300MHz	
ANT	1+2 (CDD)	
Pol.	Horizontal	Fundamental
Peak	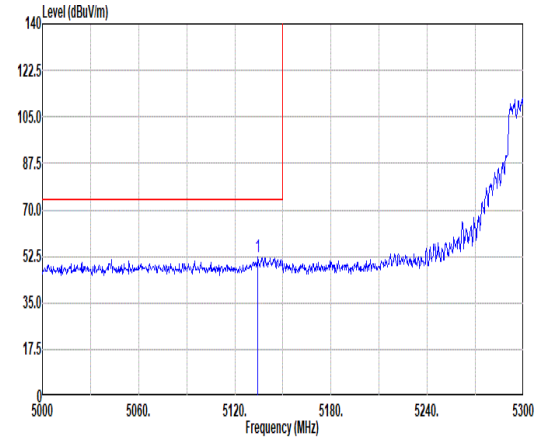 Site : 03CH22-HY Condition: PEAK_BE_74 3m DRH18-E_LE2C04A18EN_240711 HORIZONTAL : RBW:1000.000kHz VBW:3000.000kHz SWT:Auto 1 5134.40 52.11 74.00 -21.89 40.42 32.64 12.72 33.67 0.00 200 73 PEAK	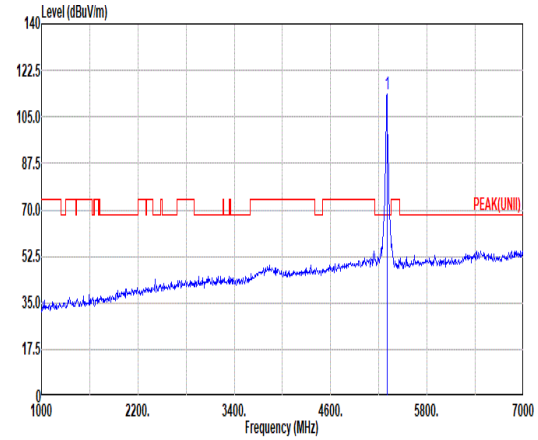 Site : 03CH22-HY Condition: PEAK(UNII) 3m DRH18-E_LE2C04A18EN_240711 HORIZONTAL : RBW:1000.000kHz VBW:3000.000kHz SWT:Auto 1 5300.00 113.70 ------ ------ 102.34 32.30 12.99 33.93 0.00 200 73 PEAK
Avg	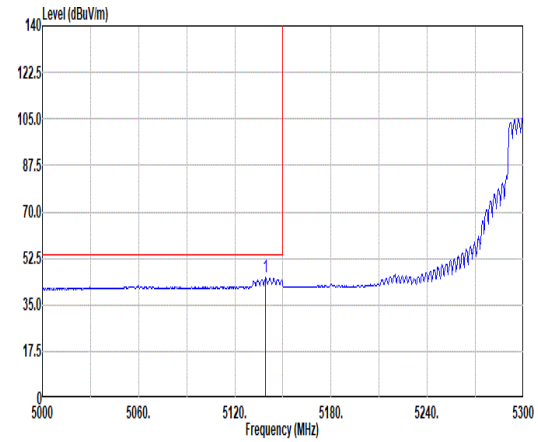 Site : 03CH22-HY Condition: AVG_BE_54 3m DRH18-E_LE2C04A18EN_240711 HORIZONTAL : RBW:1000.000kHz VBW:1.100kHz SWT:Auto 1 5139.20 45.21 54.00 -8.79 33.50 32.66 12.73 33.68 0.00 200 73 AVERAGE	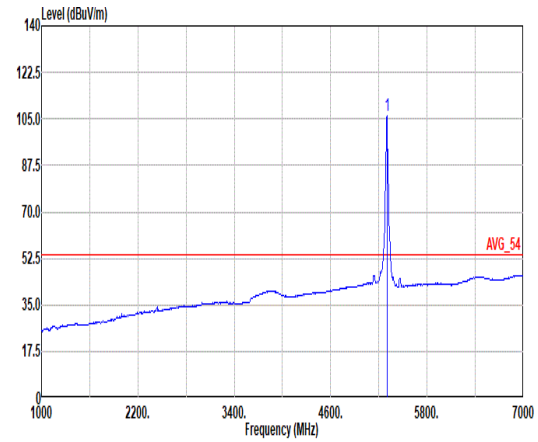 Site : 03CH22-HY Condition: AVG_54 3m DRH18-E_LE2C04A18EN_240711 HORIZONTAL : RBW:1000.000kHz VBW:1.100kHz SWT:Auto 1 5300.00 106.23 ------ ------ 94.87 32.30 12.99 33.93 0.00 200 73 AVERAGE

Mode	26	
	Band Edge - R	
	U-NII-2A_5.25-5.35_802.11ax HE20_CH60_Full RU_5300MHz	
ANT	1+2 (CDD)	
Pol.	Horizontal	Fundamental
Peak	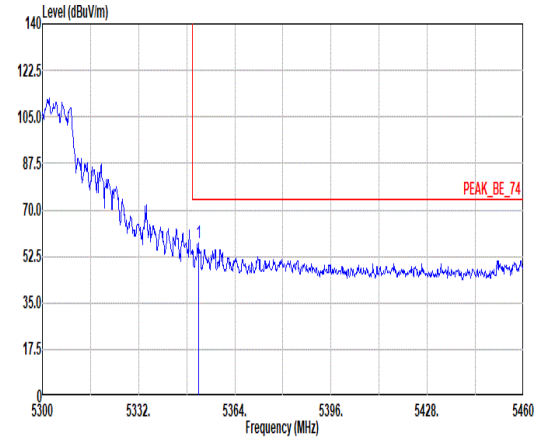 Site : 03CH22-HY Condition: PEAK_BE_74 3m DRH18-E_LE2C04A18EN_240711 HORIZONTAL : RBW:1000.000kHz VBW:3000.000kHz SWT:Auto Limit Read Ant Cable Preamp Aux APos TPos Freq Level Line Margin Level Factor Loss Factor Factor Remark MHz dBuV/m dBuV/m dB dBuV dB/m dB dB dB cm deg 1 5351.84 57.76 74.00 -16.24 46.32 32.40 13.05 34.01 0.00 200 73 PEAK	Blank
Avg	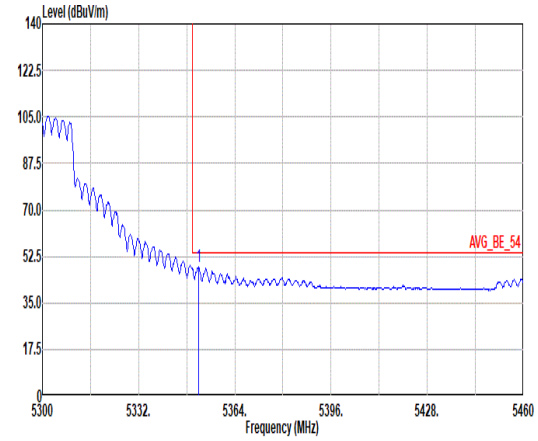 Site : 03CH22-HY Condition: AVG_BE_54 3m DRH18-E_LE2C04A18EN_240711 HORIZONTAL : RBW:1000.000kHz VBW:1.100kHz SWT:Auto Limit Read Ant Cable Preamp Aux APos TPos Freq Level Line Margin Level Factor Loss Factor Factor Remark MHz dBuV/m dBuV/m dB dBuV dB/m dB dB dB cm deg 1 5351.84 48.54 54.00 -5.46 37.10 32.40 13.05 34.01 0.00 200 73 AVERAGE	Blank

Mode	26	
	Band Edge - L	
	U-NII-2A_5.25-5.35_802.11ax HE20_CH60_Full RU_5300MHz	
ANT	1+2 (CDD)	
Pol.	Vertical	Fundamental
Peak	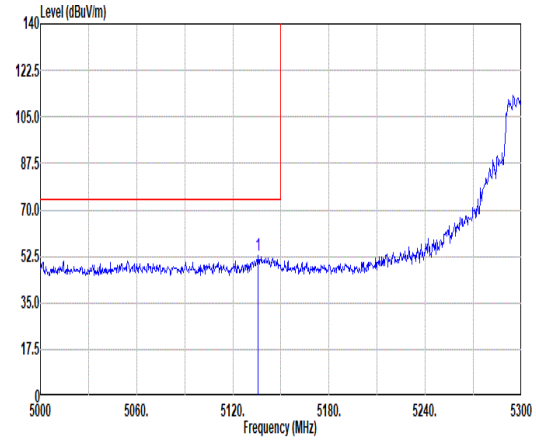 Site : 03CH22-HY Condition: PEAK_BE_74 3m DRH18-E_LE2C04A18EN_240711 VERTICAL : RBW:1000.000kHz VBW:3000.000kHz SWT:Auto Freq Level Limit Line Margin Read Level Ant Factor Cable Loss Preamp Factor Aux Factor APos TPos Remark MHz dBuV/m dBuV/m dB dBuV dB/m dB dB dB cm deg 1 5135.90 52.60 74.00 -21.40 40.91 32.64 12.72 33.67 0.00 400 355 PEAK	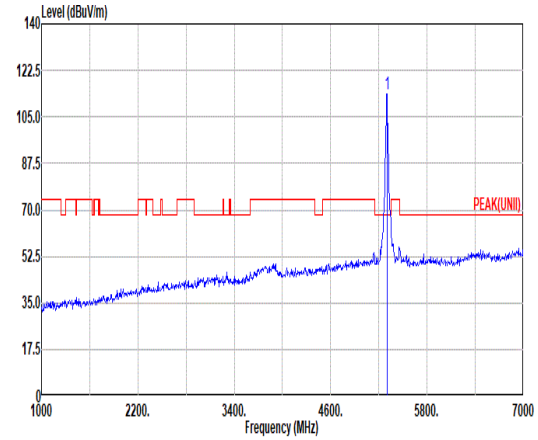 Site : 03CH22-HY Condition: PEAK(UNII) 3m DRH18-E_LE2C04A18EN_240711 VERTICAL : RBW:1000.000kHz VBW:3000.000kHz SWT:Auto Freq Level Limit Line Margin Read Level Ant Factor Cable Loss Preamp Factor Aux Factor APos TPos Remark MHz dBuV/m dBuV/m dB dBuV dB/m dB dB dB cm deg 1 5300.00 113.55 ------ ------ 102.19 32.30 12.99 33.93 0.00 400 355 PEAK
Avg	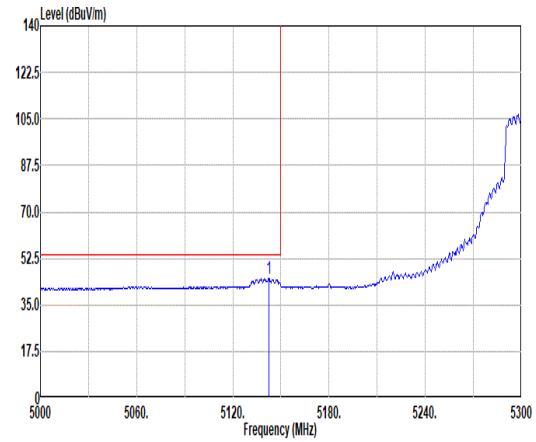 Site : 03CH22-HY Condition: AVG_BE_54 3m DRH18-E_LE2C04A18EN_240711 VERTICAL : RBW:1000.000kHz VBW:1.100kHz SWT:Auto Freq Level Limit Line Margin Read Level Ant Factor Cable Loss Preamp Factor Aux Factor APos TPos Remark MHz dBuV/m dBuV/m dB dBuV dB/m dB dB dB cm deg 1 5142.50 44.87 54.00 -9.13 33.15 32.67 12.73 33.68 0.00 400 355 AVERAGE	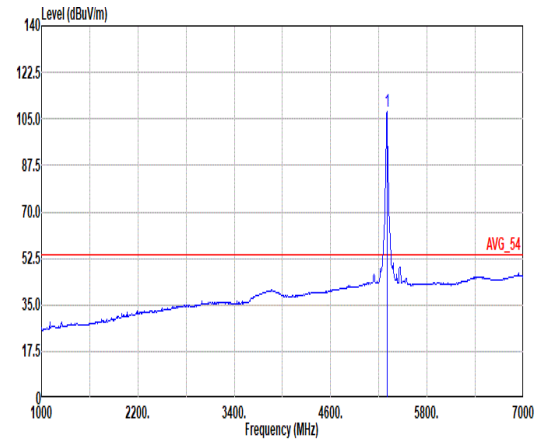 Site : 03CH22-HY Condition: AVG_54 3m DRH18-E_LE2C04A18EN_240711 VERTICAL : RBW:1000.000kHz VBW:1.100kHz SWT:Auto Freq Level Limit Line Margin Read Level Ant Factor Cable Loss Preamp Factor Aux Factor APos TPos Remark MHz dBuV/m dBuV/m dB dBuV dB/m dB dB dB cm deg 1 5300.00 107.60 ------ ------ 96.24 32.30 12.99 33.93 0.00 400 355 AVERAGE

Mode	26	
	Band Edge - R	
	U-NII-2A_5.25-5.35_802.11ax HE20_CH60_Full RU_5300MHz	
ANT	1+2 (CDD)	
Pol.	Vertical	Fundamental
Peak	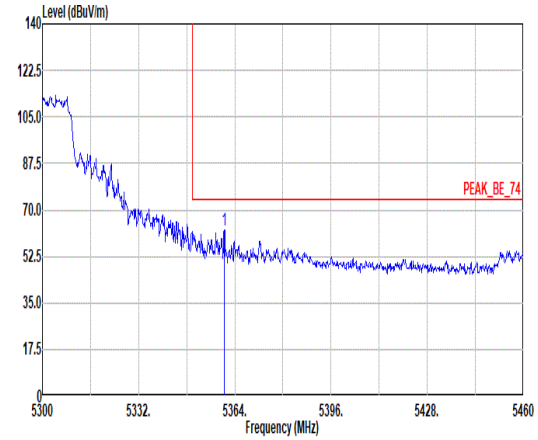 Site : 03CH22-HY Condition: PEAK_BE_74 3m DRH18-E_LE2C04A18EN_240711 VERTICAL : RBW:1000.000kHz VBW:3000.000kHz SWT:Auto Limit Read Ant Cable Preamp Aux APos TPos Freq Level Line Margin Level Factor Loss Factor Factor Remark MHz dBuV/m dBuV/m dB dBuV dB/m dB dB dB cm deg 1 5360.48 62.37 74.00 -11.63 50.94 32.38 13.07 34.02 0.00 400 355 PEAK	Blank
Avg	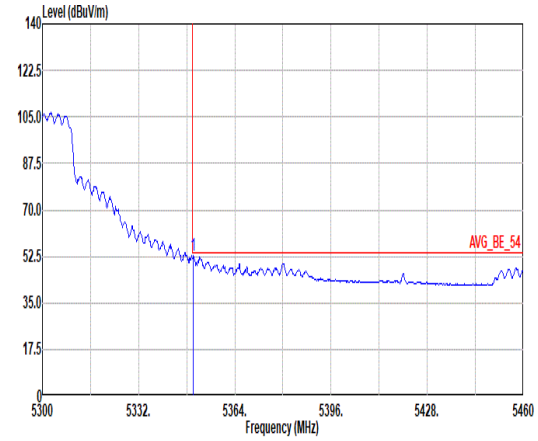 Site : 03CH22-HY Condition: AVG_BE_54 3m DRH18-E_LE2C04A18EN_240711 VERTICAL : RBW:1000.000kHz VBW:1.100kHz SWT:Auto Limit Read Ant Cable Preamp Aux APos TPos Freq Level Line Margin Level Factor Loss Factor Factor Remark MHz dBuV/m dBuV/m dB dBuV dB/m dB dB dB cm deg 1 5350.24 52.79 54.00 -1.21 41.35 32.40 13.05 34.01 0.00 400 355 AVERAGE	Blank

Mode	26	
	Harmonic	
	U-NII-2A_5.25-5.35_802.11ax HE20_CH60_Full RU_5300MHz	
ANT	1+2 (CDD)	
Pol.	Horizontal	Vertical
Peak Avg	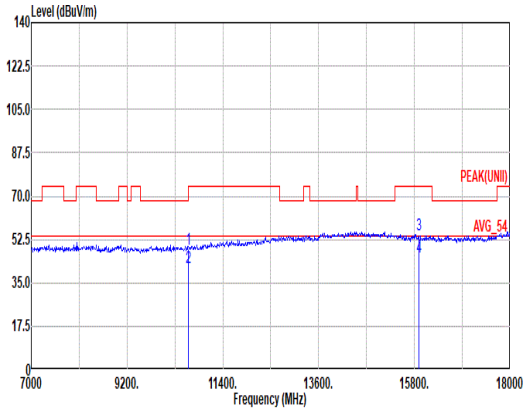 Site : 03CH22-HY Condition: PEAK(UNII) 3m DRH18-E_LE2C04A18EN_240711 HORIZONTAL Freq Level Limit Line Margin Read Level Ant Factor Cable Loss Preamp Factor Aux Factor APos TPos Remark MHz dBuV/m dBuV/m dB dBuV dB/m dB dB dB cm deg 1 10600.00 48.63 74.00 -25.37 31.37 37.40 18.74 39.39 0.51 -- -- Peak 2 10600.00 41.14 54.00 -12.86 23.88 37.40 18.74 39.39 0.51 -- -- Average 3 15900.00 54.46 74.00 -19.54 34.48 41.20 23.18 44.97 0.57 199 311 Peak 4 15900.00 45.51 54.00 -8.49 25.53 41.20 23.18 44.97 0.57 199 311 Average	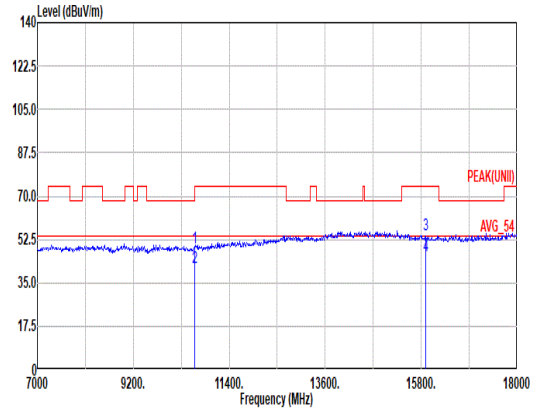 Site : 03CH22-HY Condition: PEAK(UNII) 3m DRH18-E_LE2C04A18EN_240711 VERTICAL Freq Level Limit Line Margin Read Level Ant Factor Cable Loss Preamp Factor Aux Factor APos TPos Remark MHz dBuV/m dBuV/m dB dBuV dB/m dB dB dB cm deg 1 10600.00 48.94 74.00 -25.06 31.68 37.40 18.74 39.39 0.51 -- -- Peak 2 10600.00 41.30 54.00 -12.70 24.04 37.40 18.74 39.39 0.51 -- -- Average 3 15900.00 54.67 74.00 -19.33 34.69 41.20 23.18 44.97 0.57 310 13 Peak 4 15900.00 46.07 54.00 -7.93 26.09 41.20 23.18 44.97 0.57 310 13 Average

Mode	26	
	Harmonic	
	U-NII-2A_5.25-5.35_802.11ax HE20_CH60_Full RU_5300MHz	
ANT	1+2 (CDD)	
Pol.	Horizontal	Vertical
10.6G ~18G Avg	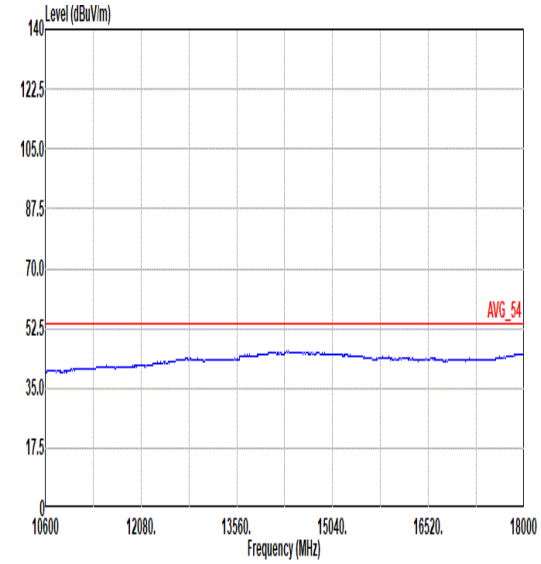	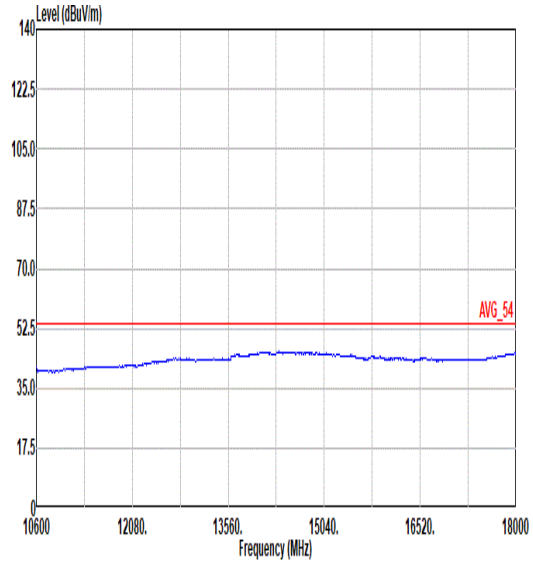

Mode	27	
	Band Edge	
	U-NII-2A_5.25-5.35_802.11ax HE20_CH64_Full RU_5320MHz	
ANT	1+2 (CDD)	
Pol.	Horizontal	Fundamental
Peak	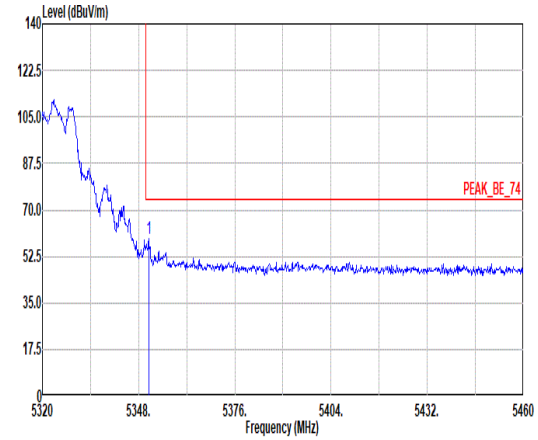 Site : 03CH22-HY Condition: PEAK_BE_74 3m DRH18-E_LE2C04A18EN_240711 HORIZONTAL : RBW:1000.000kHz VBW:3000.000kHz SWT:Auto Freq Level Limit Line Margin Read Level Ant Factor Cable Loss Preamp Factor Aux Factor APos TPos Remark MHz dBuV/m dBuV/m dB dBuV dB/m dB dB dB cm deg 1 5350.94 59.30 74.00 -14.70 47.86 32.40 13.05 34.01 0.00 300 48 PEAK	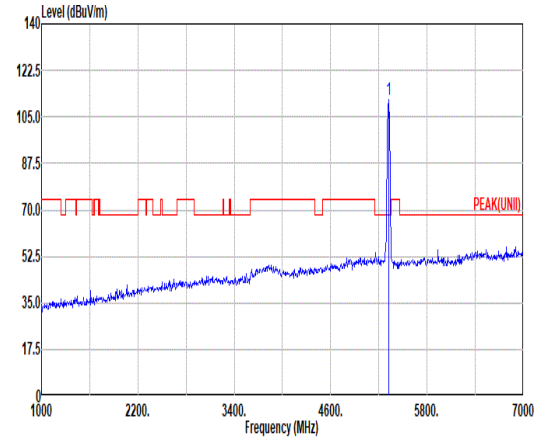 Site : 03CH22-HY Condition: PEAK(UNII) 3m DRH18-E_LE2C04A18EN_240711 HORIZONTAL : RBW:1000.000kHz VBW:3000.000kHz SWT:Auto Freq Level Limit Line Margin Read Level Ant Factor Cable Loss Preamp Factor Aux Factor APos TPos Remark MHz dBuV/m dBuV/m dB dBuV dB/m dB dB dB cm deg 1 5320.00 111.43 ------ ------ 100.04 32.34 13.01 33.96 0.00 300 48 PEAK
Avg	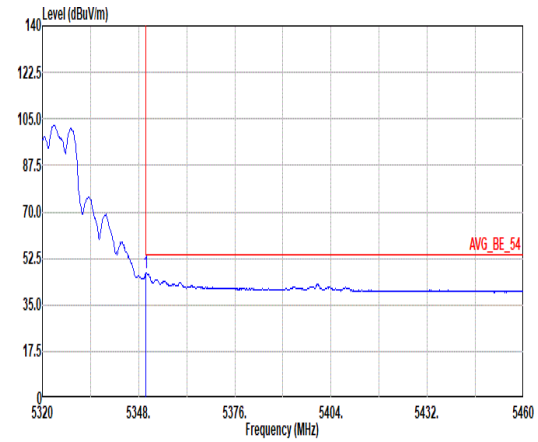 Site : 03CH22-HY Condition: AVG_BE_54 3m DRH18-E_LE2C04A18EN_240711 HORIZONTAL : RBW:1000.000kHz VBW:1.100kHz SWT:Auto Freq Level Limit Line Margin Read Level Ant Factor Cable Loss Preamp Factor Aux Factor APos TPos Remark MHz dBuV/m dBuV/m dB dBuV dB/m dB dB dB cm deg 1 5350.10 47.15 54.00 -6.85 35.71 32.40 13.05 34.01 0.00 300 48 AVERAGE	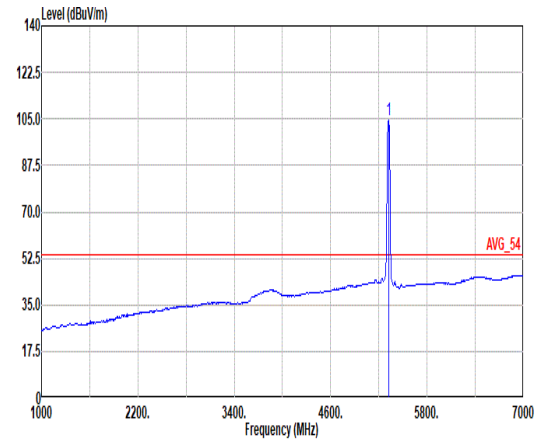 Site : 03CH22-HY Condition: AVG_54 3m DRH18-E_LE2C04A18EN_240711 HORIZONTAL : RBW:1000.000kHz VBW:1.100kHz SWT:Auto Freq Level Limit Line Margin Read Level Ant Factor Cable Loss Preamp Factor Aux Factor APos TPos Remark MHz dBuV/m dBuV/m dB dBuV dB/m dB dB dB cm deg 1 5320.00 104.49 ------ ------ 93.10 32.34 13.01 33.96 0.00 300 48 AVERAGE

Mode	27	
	Band Edge	
	U-NII-2A_5.25-5.35_802.11ax HE20_CH64_Full RU_5320MHz	
ANT	1+2 (CDD)	
Pol.	Vertical	Fundamental
Peak	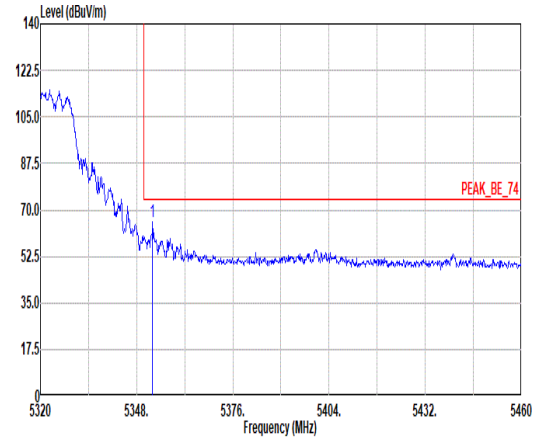 Site : 03CH22-HY Condition: PEAK_BE_74 3m DRH18-E_LE2C04A18EN_240711 VERTICAL : RBW:1000.000kHz VBW:3000.000kHz SWT:Auto Freq Level Limit Line Margin Read Level Ant Factor Cable Loss Preamp Factor Aux Factor APos TPos Remark MHz dBuV/m dBuV/m dB dBuV dB/m dB dB dB cm deg 1 5352.62 65.53 74.00 -8.47 54.09 32.39 13.06 34.01 0.00 186 360 PEAK	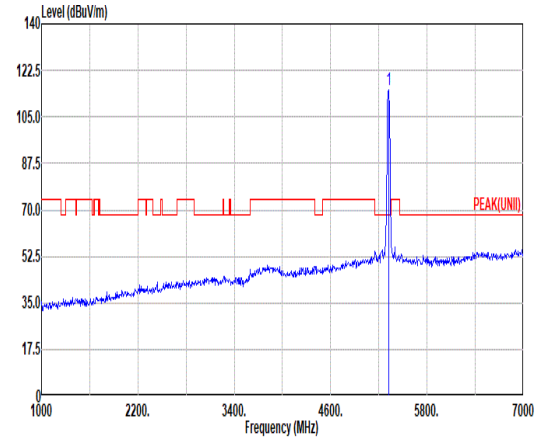 Site : 03CH22-HY Condition: PEAK(UNII) 3m DRH18-E_LE2C04A18EN_240711 VERTICAL : RBW:1000.000kHz VBW:3000.000kHz SWT:Auto Freq Level Limit Line Margin Read Level Ant Factor Cable Loss Preamp Factor Aux Factor APos TPos Remark MHz dBuV/m dBuV/m dB dBuV dB/m dB dB dB cm deg 1 5320.00 115.20 ------ ------ 103.81 32.34 13.01 33.96 0.00 186 360 PEAK
Avg	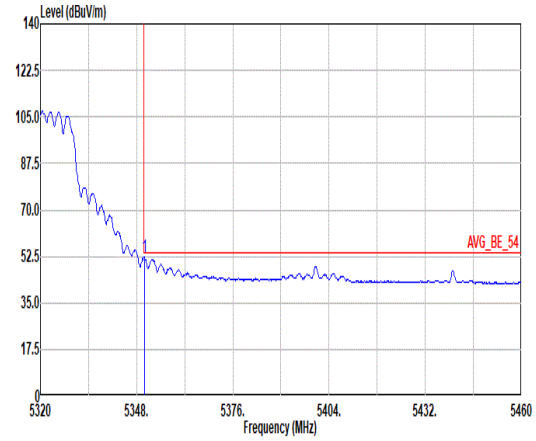 Site : 03CH22-HY Condition: AVG_BE_54 3m DRH18-E_LE2C04A18EN_240711 VERTICAL : RBW:1000.000kHz VBW:1.100kHz SWT:Auto Freq Level Limit Line Margin Read Level Ant Factor Cable Loss Preamp Factor Aux Factor APos TPos Remark MHz dBuV/m dBuV/m dB dBuV dB/m dB dB dB cm deg 1 5350.24 52.07 54.00 -1.93 40.63 32.40 13.05 34.01 0.00 186 360 AVERAGE	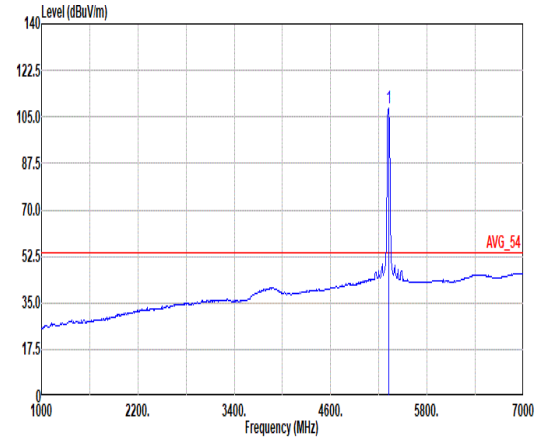 Site : 03CH22-HY Condition: AVG_54 3m DRH18-E_LE2C04A18EN_240711 VERTICAL : RBW:1000.000kHz VBW:1.100kHz SWT:Auto Freq Level Limit Line Margin Read Level Ant Factor Cable Loss Preamp Factor Aux Factor APos TPos Remark MHz dBuV/m dBuV/m dB dBuV dB/m dB dB dB cm deg 1 5320.00 108.11 ------ ------ 96.72 32.34 13.01 33.96 0.00 186 360 AVERAGE

Mode	27	
	Harmonic	
	U-NII-2A_5.25-5.35_802.11ax HE20_CH64_Full RU_5320MHz	
ANT	1+2 (CDD)	
Pol.	Horizontal	Vertical
Peak Avg	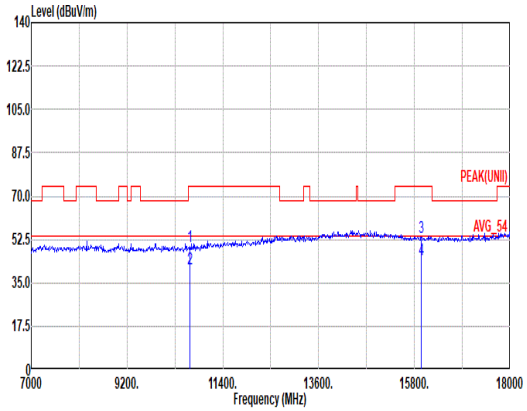 Site : 03CH22-HY Condition: PEAK(UNII) 3m DRH18-E_LE2C04A18EN_240711 HORIZONTAL Freq Level Limit Line Margin Read Level Ant Factor Cable Loss Preamp Factor Aux Factor APos TPos Remark MHz dBuV/m dBuV/m dB dBuV dB/m dB dB dB cm deg 1 10640.00 49.46 74.00 -24.54 32.11 37.48 18.78 39.42 0.51 -- -- Peak 2 10640.00 40.83 54.00 -13.17 23.48 37.48 18.78 39.42 0.51 -- -- Average 3 15960.00 53.45 74.00 -20.55 33.52 41.20 23.23 45.08 0.58 -- -- Peak 4 15960.00 44.28 54.00 -9.72 24.35 41.20 23.23 45.08 0.58 -- -- Average	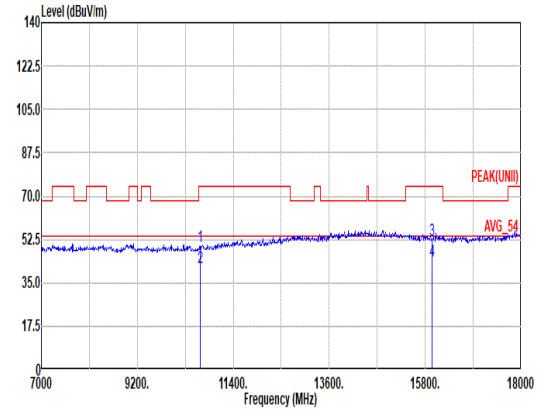 Site : 03CH22-HY Condition: PEAK(UNII) 3m DRH18-E_LE2C04A18EN_240711 VERTICAL Freq Level Limit Line Margin Read Level Ant Factor Cable Loss Preamp Factor Aux Factor APos TPos Remark MHz dBuV/m dBuV/m dB dBuV dB/m dB dB dB cm deg 1 10640.00 49.75 74.00 -24.25 32.40 37.48 18.78 39.42 0.51 -- -- Peak 2 10640.00 40.95 54.00 -13.05 23.60 37.48 18.78 39.42 0.51 -- -- Average 3 15960.00 52.32 74.00 -21.68 32.39 41.20 23.23 45.08 0.58 -- -- Peak 4 15960.00 44.05 54.00 -9.95 24.12 41.20 23.23 45.08 0.58 -- -- Average

Mode	27	
	Harmonic	
	U-NII-2A_5.25-5.35_802.11ax HE20_CH64_Full RU_5320MHz	
ANT	1+2 (CDD)	
Pol.	Horizontal	Vertical
10.6G ~18G Avg	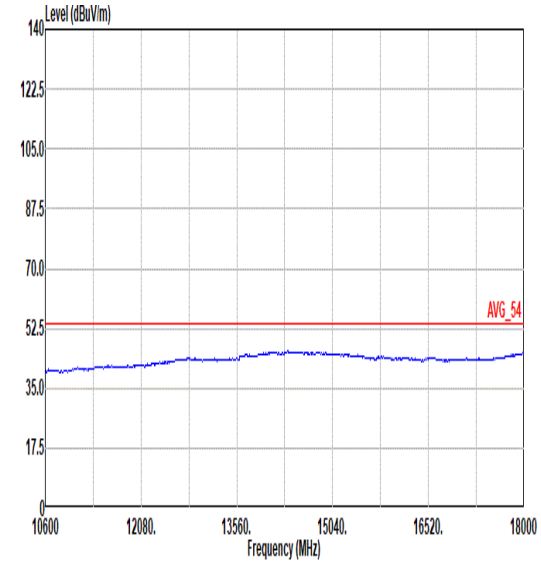	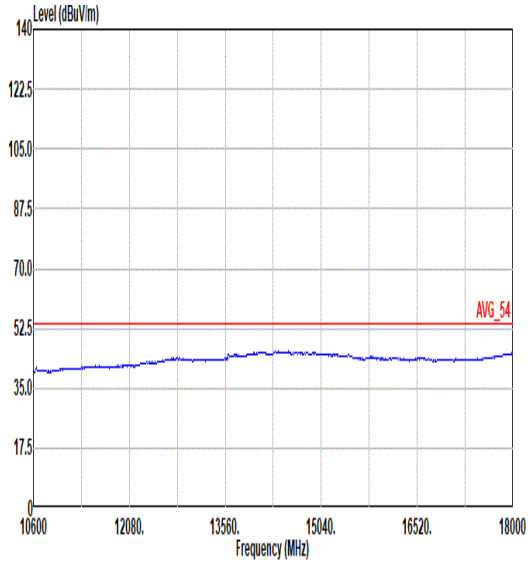

Mode	28	
	Band Edge - L	
	U-NII-2A_5.25-5.35_802.11ax HE40_CH54_Full RU_5270MHz	
ANT	1+2 (CDD)	
Pol.	Horizontal	Fundamental
Peak	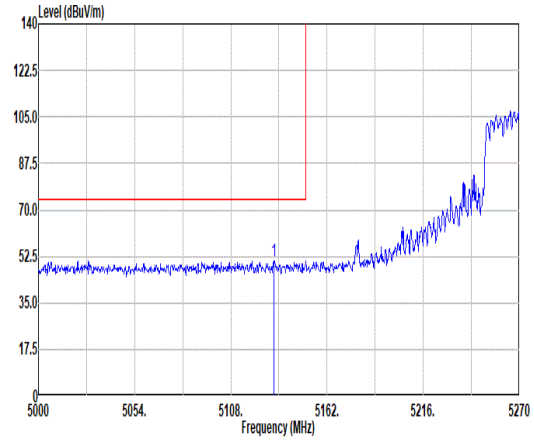 Site : 03CH22-HY Condition: PEAK_BE_74 3m DRH18-E_LE2C04A18EN_240711 HORIZONTAL : RBW:1000.000kHz VBW:3000.000kHz SWT:Auto Limit Read Ant Cable Preamp Aux APos TPos Freq Level Line Margin Level Factor Loss Factor Factor Remark MHz dBuV/m dBuV/m dB dBuV dB/m dB dB dB cm deg 1 5132.30 50.97 74.00 -23.03 39.30 32.63 12.71 33.67 0.00 200 89 PEAK	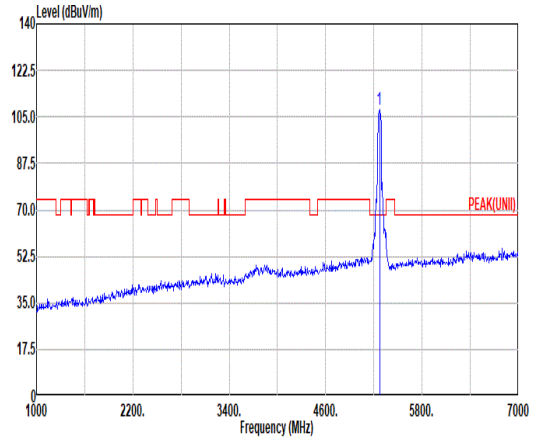 Site : 03CH22-HY Condition: PEAK(UNII) 3m DRH18-E_LE2C04A18EN_240711 HORIZONTAL : RBW:1000.000kHz VBW:3000.000kHz SWT:Auto Limit Read Ant Cable Preamp Aux APos TPos Freq Level Line Margin Level Factor Loss Factor Factor Remark MHz dBuV/m dBuV/m dB dBuV dB/m dB dB dB cm deg 1 5270.00 107.86 ------ ------ 96.43 32.36 12.95 33.88 0.00 200 89 PEAK
Avg	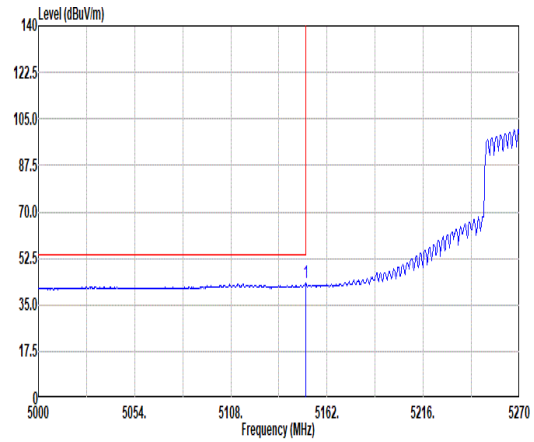 Site : 03CH22-HY Condition: AVG_BE_54 3m DRH18-E_LE2C04A18EN_240711 HORIZONTAL : RBW:1000.000kHz VBW:1.100kHz SWT:Auto Limit Read Ant Cable Preamp Aux APos TPos Freq Level Line Margin Level Factor Loss Factor Factor Remark MHz dBuV/m dBuV/m dB dBuV dB/m dB dB dB cm deg 1 5149.85 43.38 54.00 -10.62 31.62 32.70 12.75 33.69 0.00 200 89 AVERAGE	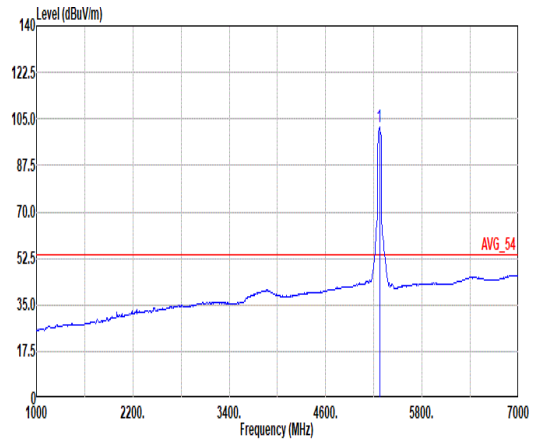 Site : 03CH22-HY Condition: AVG_54 3m DRH18-E_LE2C04A18EN_240711 HORIZONTAL : RBW:1000.000kHz VBW:1.100kHz SWT:Auto Limit Read Ant Cable Preamp Aux APos TPos Freq Level Line Margin Level Factor Loss Factor Factor Remark MHz dBuV/m dBuV/m dB dBuV dB/m dB dB dB cm deg 1 5270.00 101.84 ------ ------ 90.41 32.36 12.95 33.88 0.00 200 89 AVERAGE

Mode	28	
	Band Edge - R	
	U-NII-2A_5.25-5.35_802.11ax HE40_CH54_Full RU_5270MHz	
ANT	1+2 (CDD)	
Pol.	Horizontal	Fundamental
Peak	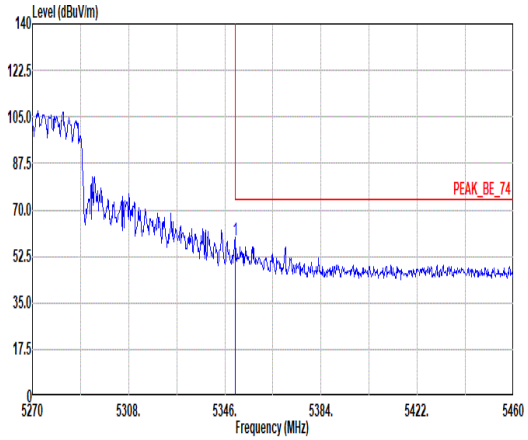 Site : 03CH22-HY Condition: PEAK_BE_74 3m DRH18-E_LE2C04A18EN_240711 HORIZONTAL : RBW:1000.000kHz VBW:3000.000kHz SWT:Auto Limit Read Ant Cable Preamp Aux APos TPos Freq Level Line Margin Level Factor Loss Factor Factor Remark MHz dBuV/m dBuV/m dB dBuV dB/m dB dB dB cm deg 1 5350.18 58.58 74.00 -15.42 47.14 32.40 13.05 34.01 0.00 200 89 PEAK	Blank
Avg	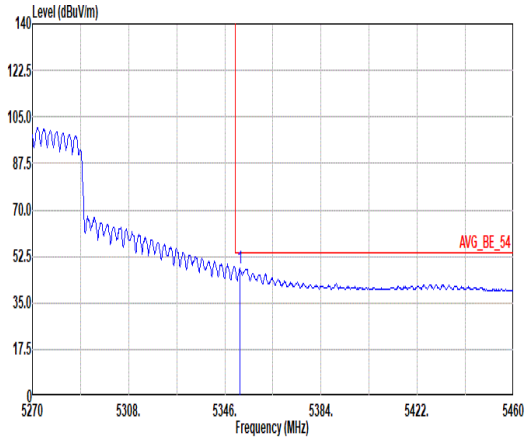 Site : 03CH22-HY Condition: AVG_BE_54 3m DRH18-E_LE2C04A18EN_240711 HORIZONTAL : RBW:1000.000kHz VBW:1.100kHz SWT:Auto Limit Read Ant Cable Preamp Aux APos TPos Freq Level Line Margin Level Factor Loss Factor Factor Remark MHz dBuV/m dBuV/m dB dBuV dB/m dB dB dB cm deg 1 5351.89 47.85 54.00 -6.15 36.40 32.40 13.06 34.01 0.00 200 89 AVERAGE	Blank

Mode	28	
	Band Edge - L	
	U-NII-2A_5.25-5.35_802.11ax HE40_CH54_Full RU_5270MHz	
ANT	1+2 (CDD)	
Pol.	Vertical	Fundamental
Peak	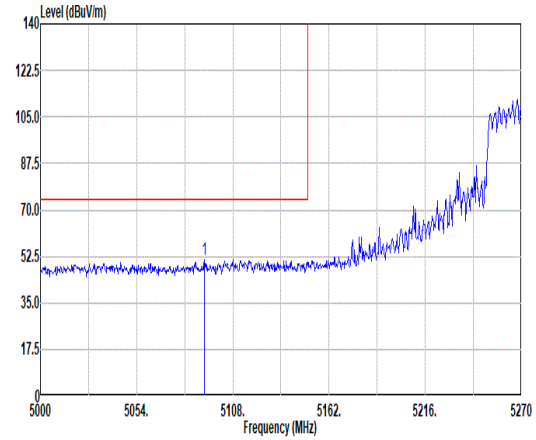 Site : 03CH22-HY Condition: PEAK_BE_74 3m DRH18-E_LE2C04A18EN_240711 VERTICAL : RBW:1000.000kHz VBW:3000.000kHz SWT:Auto Freq Level Limit Line Margin Read Level Ant Factor Cable Loss Preamp Factor Aux Factor APos TPos Remark MHz dBuV/m dBuV/m dB dBuV dB/m dB dB dB cm deg 1 5092.07 51.47 74.00 -22.53 39.94 32.50 12.63 33.60 0.00 185 30 PEAK	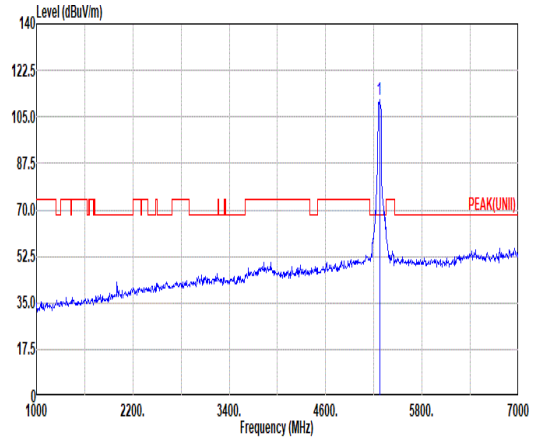 Site : 03CH22-HY Condition: PEAK(UNII) 3m DRH18-E_LE2C04A18EN_240711 VERTICAL : RBW:1000.000kHz VBW:3000.000kHz SWT:Auto Freq Level Limit Line Margin Read Level Ant Factor Cable Loss Preamp Factor Aux Factor APos TPos Remark MHz dBuV/m dBuV/m dB dBuV dB/m dB dB dB cm deg 1 5270.00 111.66 ------ ------ 100.23 32.36 12.95 33.88 0.00 185 30 PEAK
Avg	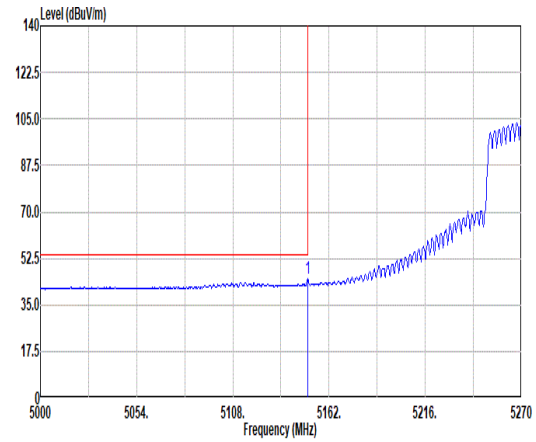 Site : 03CH22-HY Condition: AVG_BE_54 3m DRH18-E_LE2C04A18EN_240711 VERTICAL : RBW:1000.000kHz VBW:1.100kHz SWT:Auto Freq Level Limit Line Margin Read Level Ant Factor Cable Loss Preamp Factor Aux Factor APos TPos Remark MHz dBuV/m dBuV/m dB dBuV dB/m dB dB dB cm deg 1 5149.85 44.71 54.00 -9.29 32.95 32.70 12.75 33.69 0.00 185 30 AVERAGE	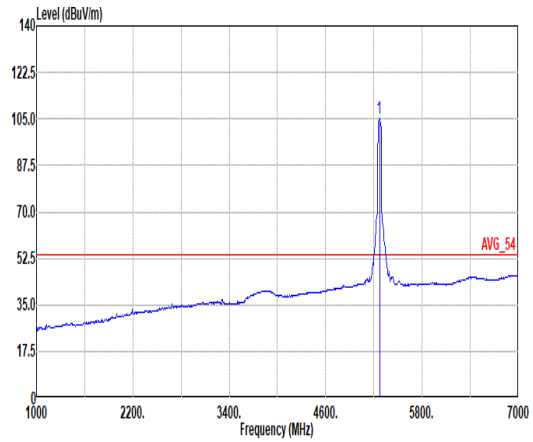 Site : 03CH22-HY Condition: AVG_54 3m DRH18-E_LE2C04A18EN_240711 VERTICAL : RBW:1000.000kHz VBW:1.100kHz SWT:Auto Freq Level Limit Line Margin Read Level Ant Factor Cable Loss Preamp Factor Aux Factor APos TPos Remark MHz dBuV/m dBuV/m dB dBuV dB/m dB dB dB cm deg 1 5270.00 105.07 ------ ------ 93.64 32.36 12.95 33.88 0.00 185 30 AVERAGE

Mode	28	
	Band Edge - R	
	U-NII-2A_5.25-5.35_802.11ax HE40_CH54_Full RU_5270MHz	
ANT	1+2 (CDD)	
Pol.	Vertical	Fundamental
Peak	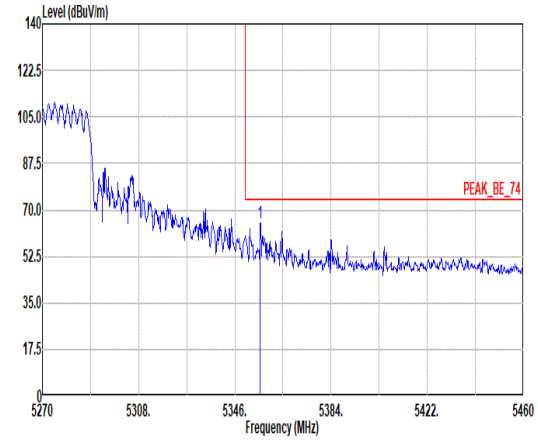 Site : 03CH22-HY Condition: PEAK_BE_74 3m DRH18-E_LE2C04A18EN_240711 VERTICAL : RBW:1000.000kHz VBW:3000.000kHz SWT:Auto Freq Level Limit Line Margin Read Level Ant Factor Cable Loss Preamp Factor Aux Factor APos TPos Remark MHz dBuV/m dBuV/m dB dBuV dB/m dB dB dB cm deg 1 5356.07 65.16 74.00 -8.84 53.73 32.39 13.06 34.02 0.00 185 30 PEAK	Blank
Avg	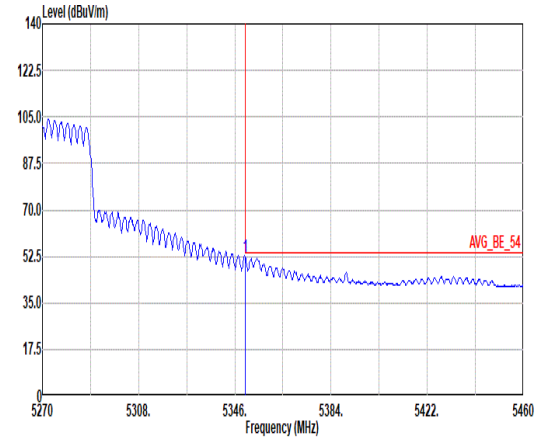 Site : 03CH22-HY Condition: AVG_BE_54 3m DRH18-E_LE2C04A18EN_240711 VERTICAL : RBW:1000.000kHz VBW:1.100kHz SWT:Auto Freq Level Limit Line Margin Read Level Ant Factor Cable Loss Preamp Factor Aux Factor APos TPos Remark MHz dBuV/m dBuV/m dB dBuV dB/m dB dB dB cm deg 1 5350.18 52.18 54.00 -1.82 40.74 32.40 13.05 34.01 0.00 185 30 AVERAGE	Blank

Mode	28	
	Harmonic	
	U-NII-2A_5.25-5.35_802.11ax HE40_CH54_Full RU_5270MHz	
ANT	1+2 (CDD)	
Pol.	Horizontal	Vertical
Peak Avg	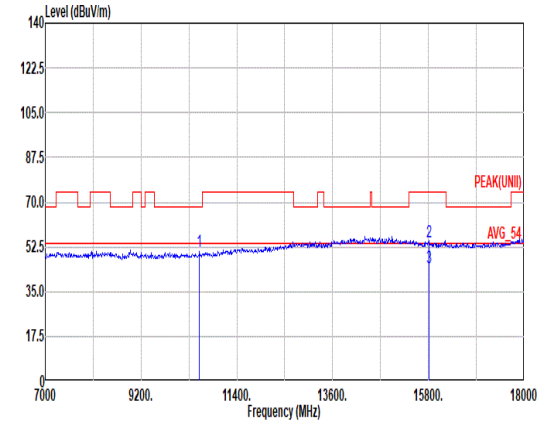 Site : 03CH22-HY Condition: PEAK(UNII) 3m DRH18-E_LE2C04A18EN_240711 HORIZONTAL Freq Level Limit Line Margin Read Level Ant Factor Cable Loss Preamp Factor Aux Factor APos TPos Remark MHz dBuV/m dBuV/m dB dBuV dB/m dB dB dB cm deg 1 10540.00 50.87 68.20 -17.33 33.65 37.38 18.68 39.35 0.51 -- -- Peak 2 15810.00 54.17 74.00 -19.83 33.81 41.48 23.11 44.80 0.57 -- -- Peak 3 15810.00 44.51 54.00 -9.49 24.15 41.48 23.11 44.80 0.57 -- -- Average	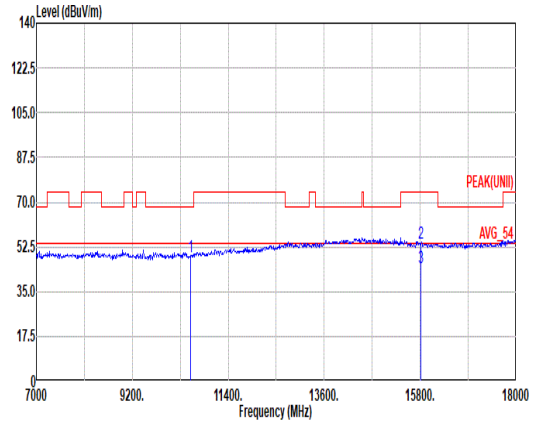 Site : 03CH22-HY Condition: PEAK(UNII) 3m DRH18-E_LE2C04A18EN_240711 VERTICAL Freq Level Limit Line Margin Read Level Ant Factor Cable Loss Preamp Factor Aux Factor APos TPos Remark MHz dBuV/m dBuV/m dB dBuV dB/m dB dB dB cm deg 1 10540.00 48.59 68.20 -19.61 31.37 37.38 18.68 39.35 0.51 -- -- Peak 2 15810.00 53.83 74.00 -20.17 33.47 41.48 23.11 44.80 0.57 -- -- Peak 3 15810.00 44.58 54.00 -9.42 24.22 41.48 23.11 44.80 0.57 -- -- Average
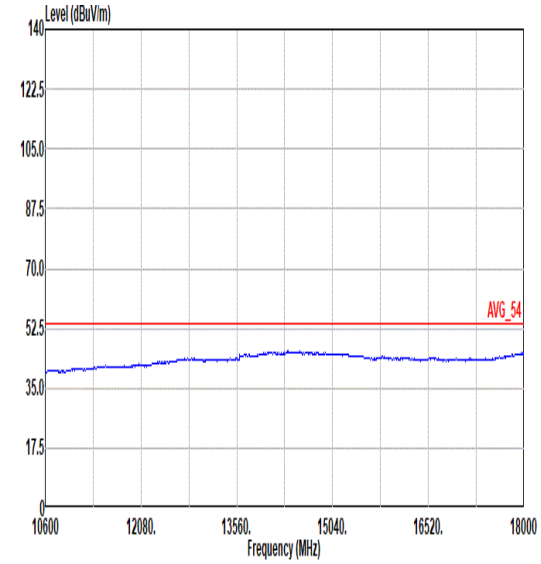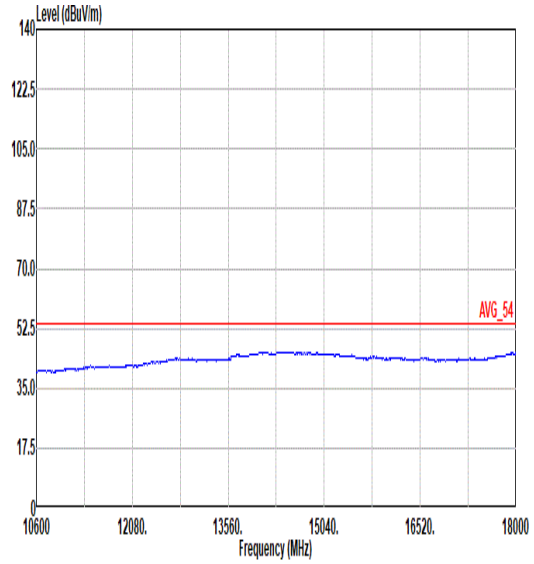
Mode	28	
	Harmonic	
	U-NII-2A_5.25-5.35_802.11ax HE40_CH54_Full RU_5270MHz	
ANT	1+2 (CDD)	
Pol.	Horizontal	Vertical
10.6G ~18G Avg