Mode	2	
	Harmonic	
	2400-2483.5_Bluetooth-LE_GSFK _CH19_2440MHz	
ANT	SISO	
Pol.	Horizontal	Vertical
14.47G ~14.5G Avg	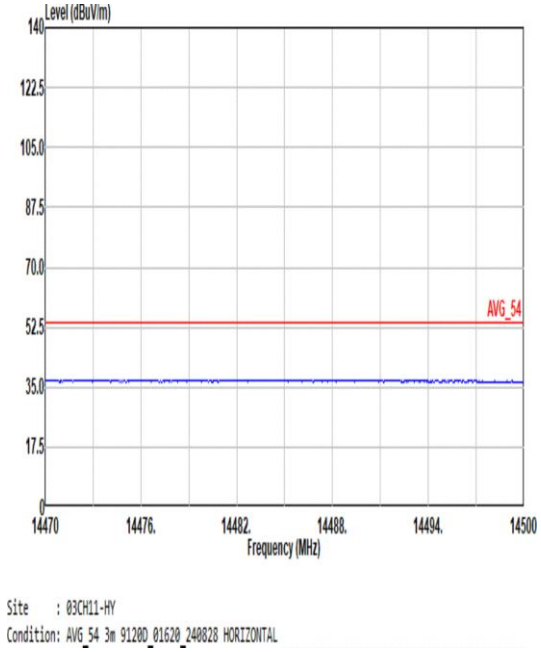	Blank
17.7G ~18G Avg	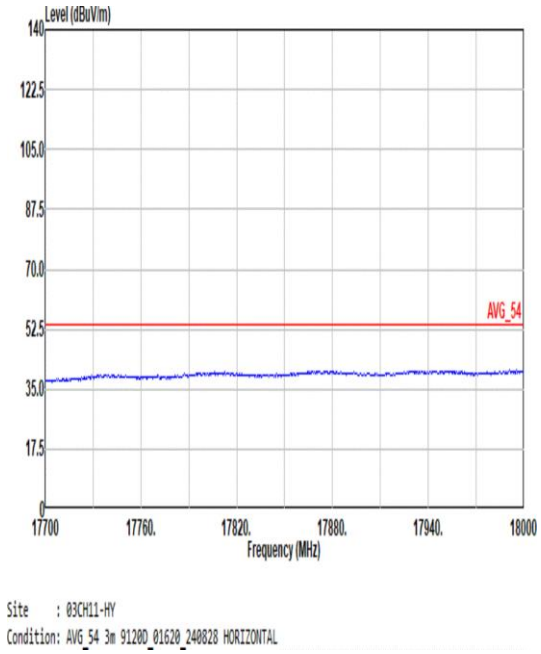	Blank

Mode	3	
	Band Edge	
	2400-2483.5_Bluetooth-LE_GSFK _CH39_2480MHz	
ANT	SISO	
Pol.	Horizontal	Fundamental
Peak	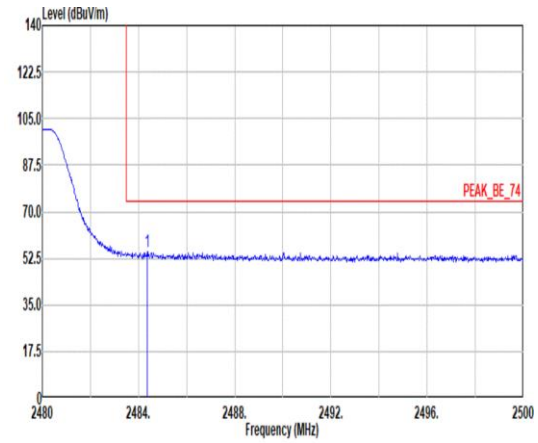 Site : 03CH11-HY Condition: PEAK_BE_74 3m 9120D_01620_240828 HORIZONTAL : RBW:1000.000kHz VBW:3000.000kHz SWT:Auto Freq Level Limit Line Margin Read Level Ant Factor Cable Loss Preamp Factor Aux Factor APos TPos Remark MHz dBuV/m dBuV/m dB dBuV dB/m dB dB dB cm deg 1 2484.36 55.15 74.00 -18.85 43.65 27.84 6.91 33.28 10.03 100 319 PEAK	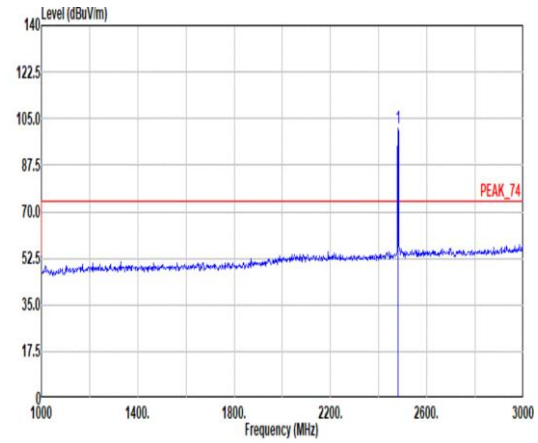 Site : 03CH11-HY Condition: PEAK_74 3m 9120D_01620_240828 HORIZONTAL : RBW:1000.000kHz VBW:3000.000kHz SWT:Auto Freq Level Limit Line Margin Read Level Ant Factor Cable Loss Preamp Factor Aux Factor APos TPos Remark MHz dBuV/m dBuV/m dB dBuV dB/m dB dB dB cm deg 1 2480.00 101.32 ------ ------ 89.86 27.80 6.91 33.28 10.03 100 319 PEAK
Avg	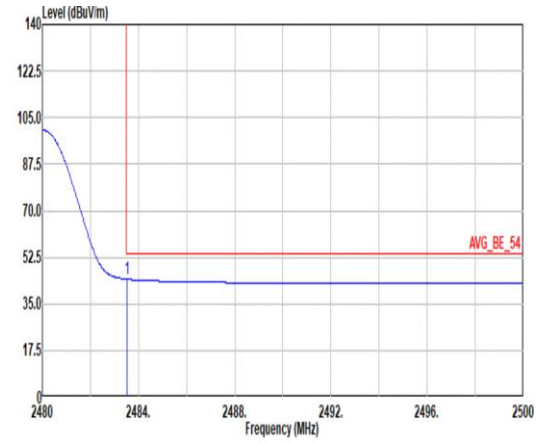 Site : 03CH11-HY Condition: AVG_BE_54 3m 9120D_01620_240828 HORIZONTAL : RBW:1000.000kHz VBW:0.010kHz SWT:Auto Freq Level Limit Line Margin Read Level Ant Factor Cable Loss Preamp Factor Aux Factor APos TPos Remark MHz dBuV/m dBuV/m dB dBuV dB/m dB dB dB cm deg 1 2483.52 44.34 54.00 -9.66 32.84 27.84 6.91 33.28 10.03 100 319 AVERAGE	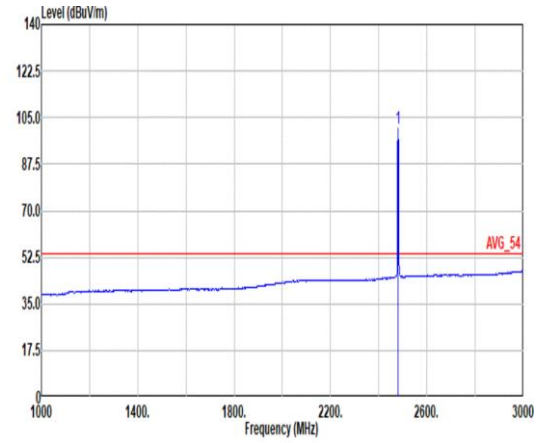 Site : 03CH11-HY Condition: AVG_54 3m 9120D_01620_240828 HORIZONTAL : RBW:1000.000kHz VBW:0.010kHz SWT:Auto Freq Level Limit Line Margin Read Level Ant Factor Cable Loss Preamp Factor Aux Factor APos TPos Remark MHz dBuV/m dBuV/m dB dBuV dB/m dB dB dB cm deg 1 2480.00 100.76 ------ ------ 89.30 27.80 6.91 33.28 10.03 100 319 AVERAGE

Mode	3	
	Band Edge	
	2400-2483.5_Bluetooth-LE_GSFK _CH39_2480MHz	
ANT	SISO	
Pol.	Vertical	Fundamental
Peak	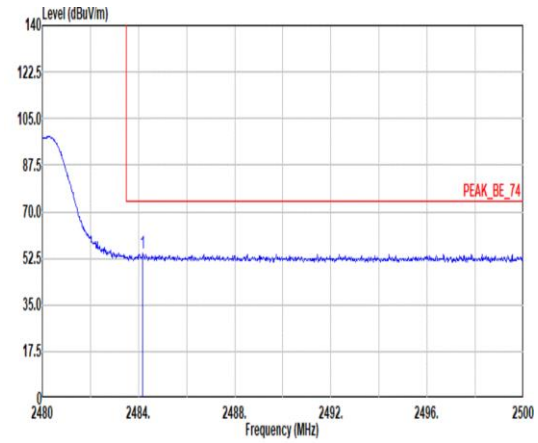 Site : 03CH11-HY Condition: PEAK_BE_74 3m 9120D_01620_240828 VERTICAL : RBW:1000.000kHz VBW:3000.000kHz SWT:Auto Freq Level Limit Line Margin Read Level Ant Factor Cable Loss Preamp Factor Aux Factor APos TPos Remark MHz dBuV/m dBuV/m dB dBuV dB/m dB dB dB cm deg 1 2484.18 54.57 74.00 -19.43 43.07 27.84 6.91 33.28 10.03 379 0 PEAK	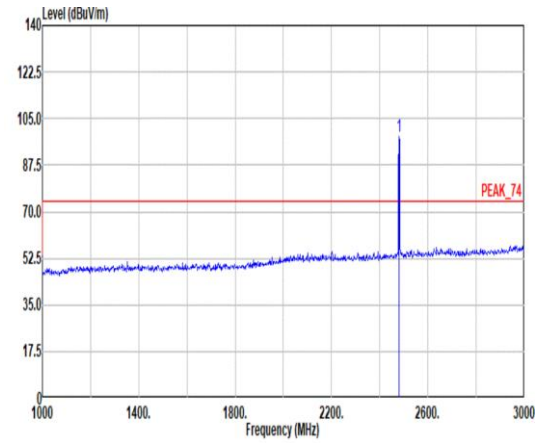 Site : 03CH11-HY Condition: PEAK_74 3m 9120D_01620_240828 VERTICAL : RBW:1000.000kHz VBW:3000.000kHz SWT:Auto Freq Level Limit Line Margin Read Level Ant Factor Cable Loss Preamp Factor Aux Factor APos TPos Remark MHz dBuV/m dBuV/m dB dBuV dB/m dB dB dB cm deg 1 2480.00 98.30 ------ ------ 86.84 27.80 6.91 33.28 10.03 379 0 PEAK
Avg	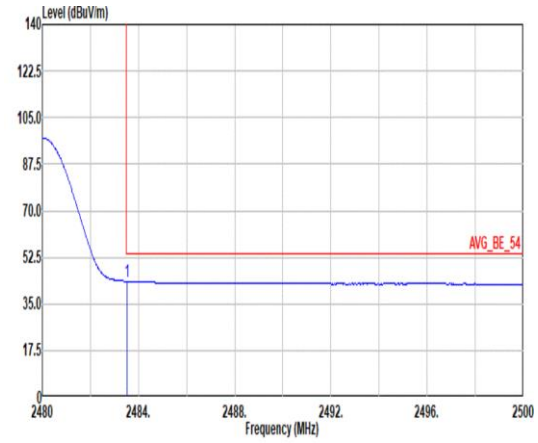 Site : 03CH11-HY Condition: AVG_BE_54 3m 9120D_01620_240828 VERTICAL : RBW:1000.000kHz VBW:0.010kHz SWT:Auto Freq Level Limit Line Margin Read Level Ant Factor Cable Loss Preamp Factor Aux Factor APos TPos Remark MHz dBuV/m dBuV/m dB dBuV dB/m dB dB dB cm deg 1 2483.52 43.50 54.00 -10.50 32.00 27.84 6.91 33.28 10.03 379 0 AVERAGE	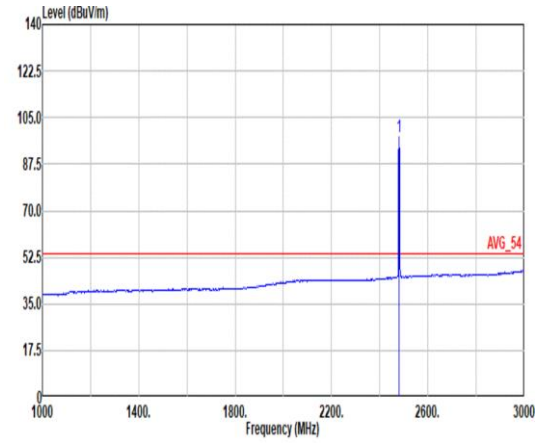 Site : 03CH11-HY Condition: AVG_54 3m 9120D_01620_240828 VERTICAL : RBW:1000.000kHz VBW:0.010kHz SWT:Auto Freq Level Limit Line Margin Read Level Ant Factor Cable Loss Preamp Factor Aux Factor APos TPos Remark MHz dBuV/m dBuV/m dB dBuV dB/m dB dB dB cm deg 1 2480.00 97.67 ------ ------ 86.21 27.80 6.91 33.28 10.03 379 0 AVERAGE

Mode	3	
	Harmonic	
	2400-2483.5_Bluetooth-LE_GSFK _CH39_2480MHz	
ANT	SISO	
Pol.	Horizontal	Vertical
Peak Avg	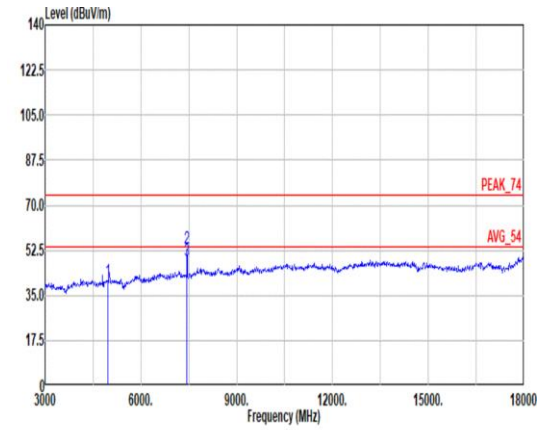 Site : 03CH11-HY Condition: PEAK_74 3m 9120D_01620_240828 HORIZONTAL Freq Level Limit Line Margin Read Level Ant Factor Cable Loss Preamp Factor Aux Factor APos TPos Remark MHz dBuV/m dBuV/m dB dBuV dB/m dB dB dB cm deg 1 4960.00 40.77 74.00 -33.23 54.23 33.02 11.59 58.64 0.57 -- -- PEAK 2 7440.00 53.11 74.00 -20.89 60.73 36.24 14.72 58.90 0.32 125 237 PEAK 3 7440.00 48.46 54.00 -5.54 56.08 36.24 14.72 58.90 0.32 125 237 AVERAGE	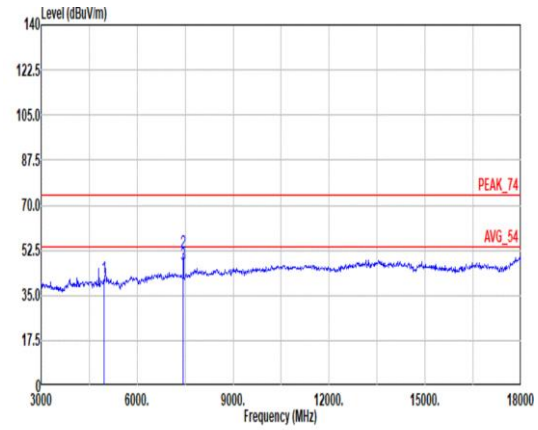 Site : 03CH11-HY Condition: PEAK_74 3m 9120D_01620_240828 VERTICAL Freq Level Limit Line Margin Read Level Ant Factor Cable Loss Preamp Factor Aux Factor APos TPos Remark MHz dBuV/m dBuV/m dB dBuV dB/m dB dB dB cm deg 1 4960.00 41.57 74.00 -32.43 55.03 33.02 11.59 58.64 0.57 -- -- PEAK 2 7440.00 51.96 74.00 -22.04 59.58 36.24 14.72 58.90 0.32 284 190 PEAK 3 7440.00 46.82 54.00 -7.18 54.44 36.24 14.72 58.90 0.32 284 190 AVERAGE

Mode	3	
	Harmonic	
	2400-2483.5_Bluetooth-LE_GSFK _CH39_2480MHz	
ANT	SISO	
Pol.	Horizontal	Vertical
14.47G ~14.5G Avg	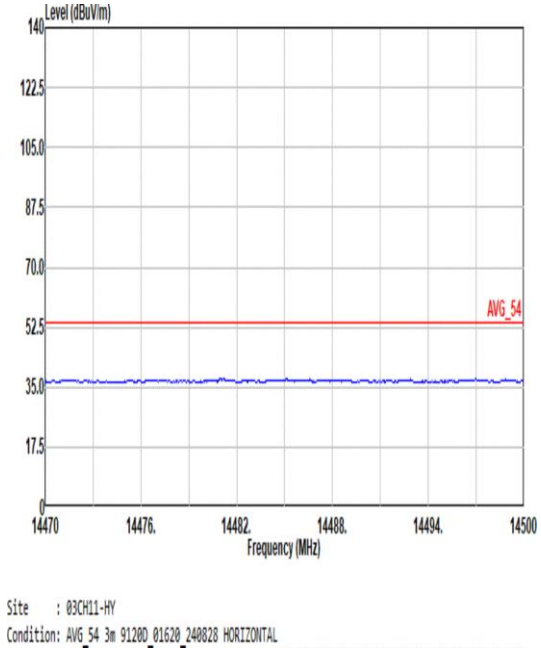	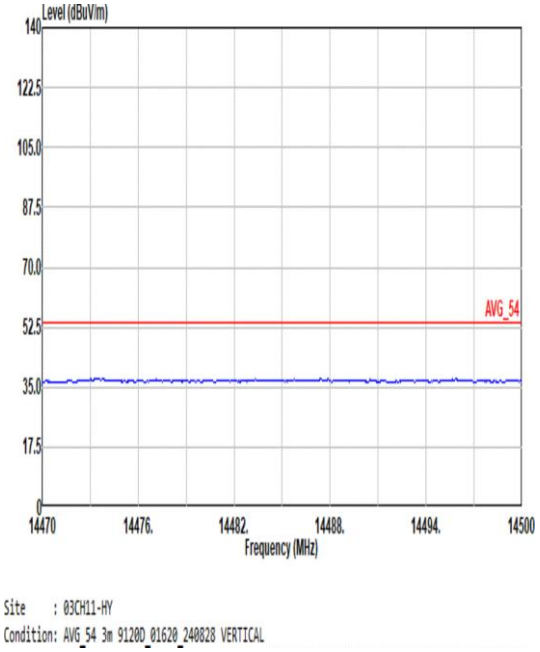
17.7G ~18G Avg	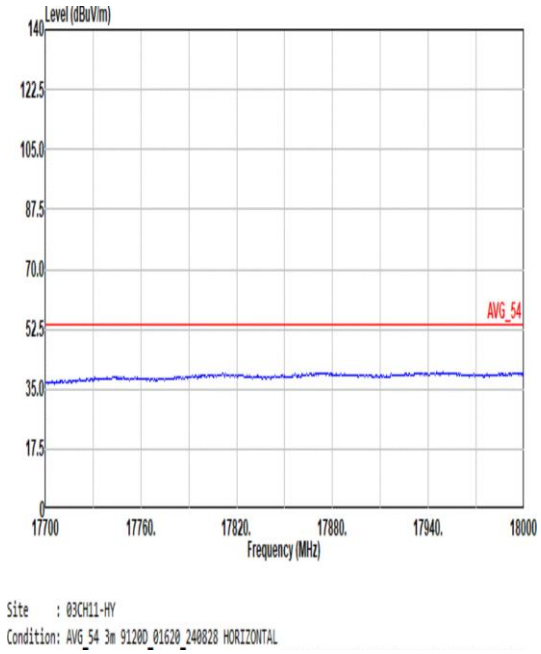	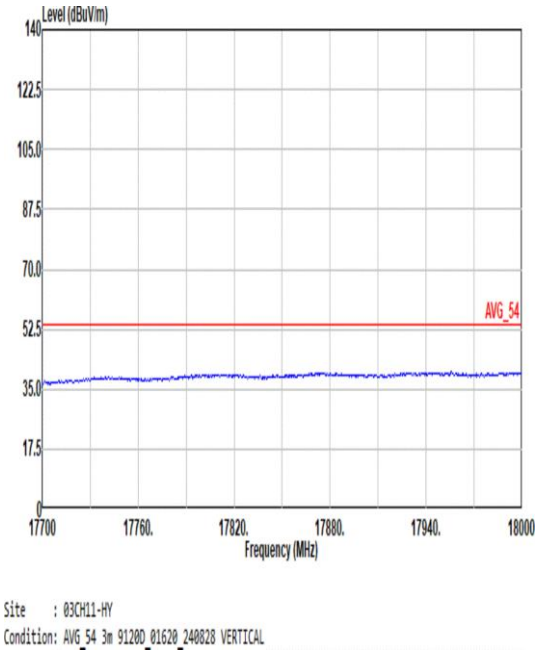

Mode	4	
	Band Edge	
	2400-2483.5_Bluetooth-LE_GSFK _CH00_2402MHz	
ANT	SISO	
Pol.	Horizontal	Fundamental
Peak	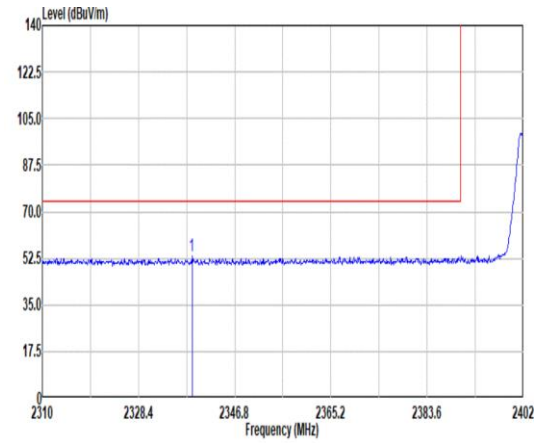 Site : 03CH11-HY Condition: PEAK_BE_74 3m 9120D_01620_240828 HORIZONTAL : RBW:1000.000kHz VBW:3000.000kHz SWT:Auto Freq Level Limit Line Margin Read Level Ant Factor Cable Loss Preamp Factor Aux Factor APos TPos Remark MHz dBuV/m dBuV/m dB dBuV dB/m dB dB dB cm deg 1 2338.61 53.29 74.00 -20.71 42.81 27.10 6.74 33.37 10.01 200 322 PEAK	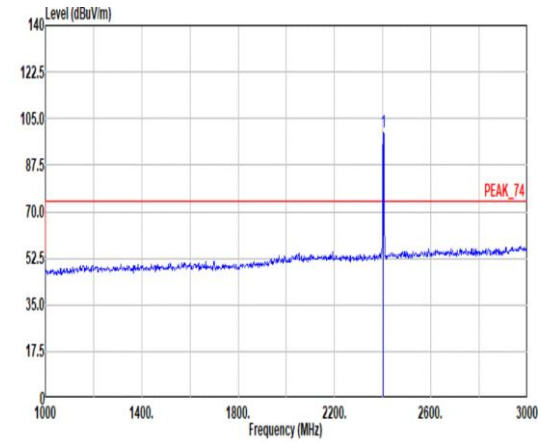 Site : 03CH11-HY Condition: PEAK_74 3m 9120D_01620_240828 HORIZONTAL : RBW:1000.000kHz VBW:3000.000kHz SWT:Auto Freq Level Limit Line Margin Read Level Ant Factor Cable Loss Preamp Factor Aux Factor APos TPos Remark MHz dBuV/m dBuV/m dB dBuV dB/m dB dB dB cm deg 1 2402.00 99.59 ------ ------ 88.70 27.40 6.79 33.33 10.03 200 322 PEAK
Avg	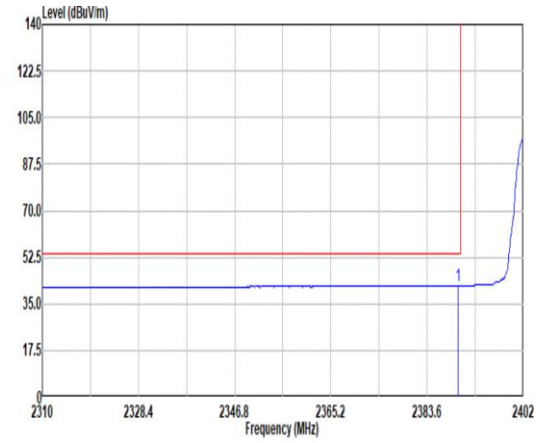 Site : 03CH11-HY Condition: AVG_BE_54 3m 9120D_01620_240828 HORIZONTAL : RBW:1000.000kHz VBW:0.010kHz SWT:Auto Freq Level Limit Line Margin Read Level Ant Factor Cable Loss Preamp Factor Aux Factor APos TPos Remark MHz dBuV/m dBuV/m dB dBuV dB/m dB dB dB cm deg 1 2389.58 41.83 54.00 -12.17 31.06 27.30 6.78 33.34 10.03 200 322 AVERAGE	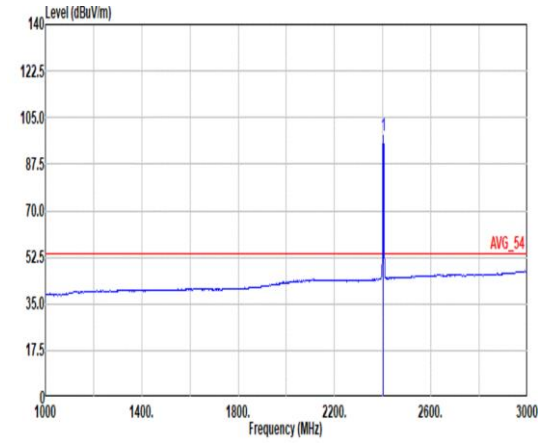 Site : 03CH11-HY Condition: AVG_54 3m 9120D_01620_240828 HORIZONTAL : RBW:1000.000kHz VBW:0.010kHz SWT:Auto Freq Level Limit Line Margin Read Level Ant Factor Cable Loss Preamp Factor Aux Factor APos TPos Remark MHz dBuV/m dBuV/m dB dBuV dB/m dB dB dB cm deg 1 2402.00 98.20 ------ ------ 87.31 27.40 6.79 33.33 10.03 200 322 AVERAGE

Mode	4	
	Band Edge	
	2400-2483.5_Bluetooth-LE_GSFK _CH00_2402MHz	
ANT	SISO	
Pol.	Vertical	Fundamental
Peak	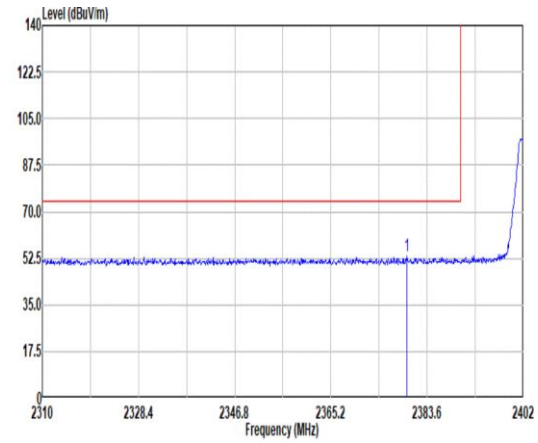 Site : 03CH11-HY Condition: PEAK_BE_74 3m 9120D_01620_240828 VERTICAL : RBW:1000.000kHz VBW:3000.000kHz SWT:Auto Freq Level Limit Line Margin Read Level Ant Factor Cable Loss Preamp Factor Aux Factor APos TPos Remark MHz dBuV/m dBuV/m dB dBuV dB/m dB dB dB cm deg 1 2379.74 53.11 74.00 -20.89 42.46 27.20 6.77 33.34 10.02 400 336 PEAK	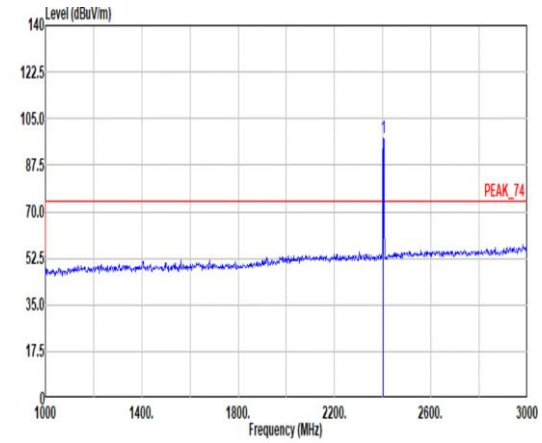 Site : 03CH11-HY Condition: PEAK_74 3m 9120D_01620_240828 VERTICAL : RBW:1000.000kHz VBW:3000.000kHz SWT:Auto Freq Level Limit Line Margin Read Level Ant Factor Cable Loss Preamp Factor Aux Factor APos TPos Remark MHz dBuV/m dBuV/m dB dBuV dB/m dB dB dB cm deg 1 2402.00 97.65 ------ ------ 86.76 27.40 6.79 33.33 10.03 400 336 PEAK
Avg	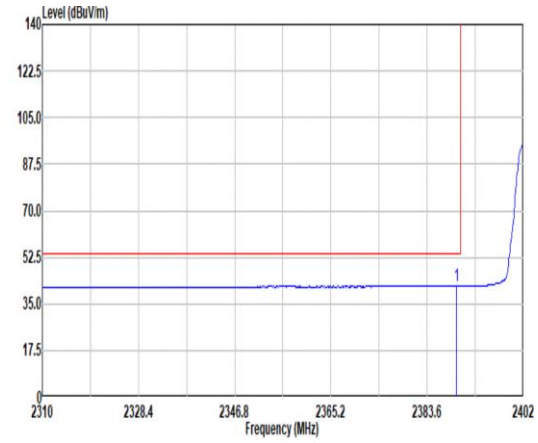 Site : 03CH11-HY Condition: AVG_BE_54 3m 9120D_01620_240828 VERTICAL : RBW:1000.000kHz VBW:0.010kHz SWT:Auto Freq Level Limit Line Margin Read Level Ant Factor Cable Loss Preamp Factor Aux Factor APos TPos Remark MHz dBuV/m dBuV/m dB dBuV dB/m dB dB dB cm deg 1 2389.21 41.75 54.00 -12.25 30.99 27.29 6.78 33.34 10.03 400 336 AVERAGE	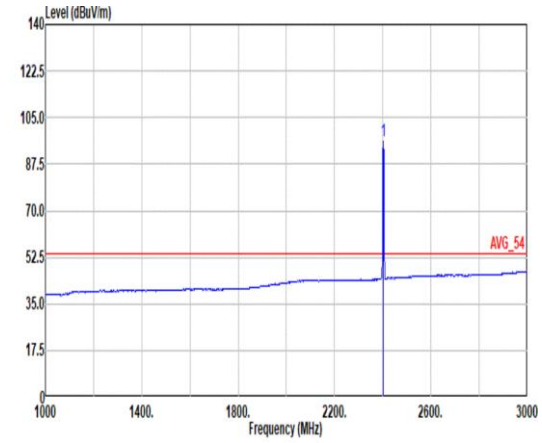 Site : 03CH11-HY Condition: AVG_54 3m 9120D_01620_240828 VERTICAL : RBW:1000.000kHz VBW:0.010kHz SWT:Auto Freq Level Limit Line Margin Read Level Ant Factor Cable Loss Preamp Factor Aux Factor APos TPos Remark MHz dBuV/m dBuV/m dB dBuV dB/m dB dB dB cm deg 1 2402.00 96.25 ------ ------ 85.36 27.40 6.79 33.33 10.03 400 336 AVERAGE

Mode	4	
	Harmonic	
	2400-2483.5_Bluetooth-LE_GSFK _CH00_2402MHz	
ANT	SISO	
Pol.	Horizontal	Vertical
Peak Avg	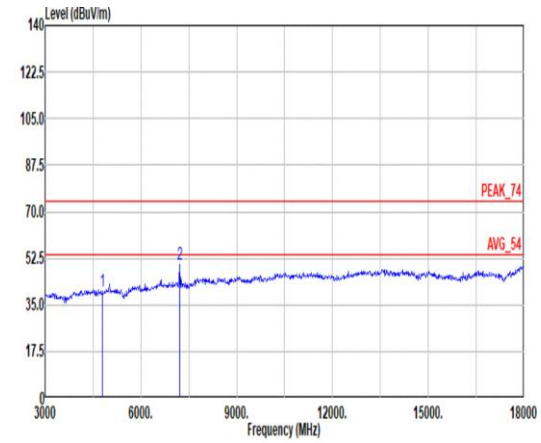 Site : 03CH11-HY Condition: PEAK_74 3m 9120D_01620_240828 HORIZONTAL Freq Level Limit Line Margin Read Level Ant Factor Cable Loss Preamp Factor Aux Factor APos TPos Remark MHz dBuV/m dBuV/m dB dBuV dB/m dB dB dB cm deg 1 4804.00 40.05 74.00 -33.95 54.43 32.32 11.33 58.53 0.50 -- -- PEAK 2 7206.00 50.45 ------ ------ 57.85 36.80 14.52 59.07 0.35 280 134 PEAK	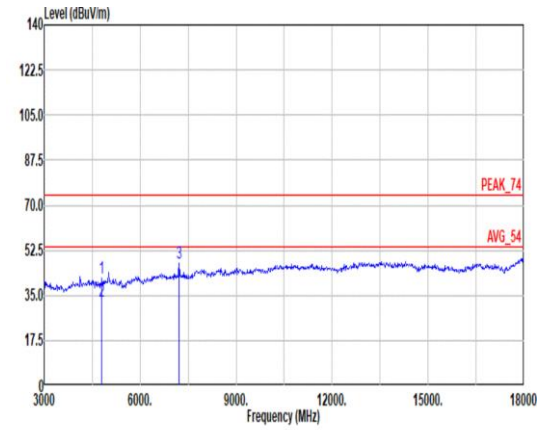 Site : 03CH11-HY Condition: PEAK_74 3m 9120D_01620_240828 VERTICAL Freq Level Limit Line Margin Read Level Ant Factor Cable Loss Preamp Factor Aux Factor APos TPos Remark MHz dBuV/m dBuV/m dB dBuV dB/m dB dB dB cm deg 1 4804.00 41.73 74.00 -32.27 56.11 32.32 11.33 58.53 0.50 112 12 PEAK 2 4804.00 32.79 54.00 -21.21 47.17 32.32 11.33 58.53 0.50 112 12 AVERAGE 3 7206.00 47.54 ------ ------ 54.94 36.80 14.52 59.07 0.35 380 174 PEAK

Remark: The unwanted signal 7206.000MHz、7206.000MHz can be ignored since it falls within the non-restricted band and meet the requirements of 15.247 (d).

Mode	4	
	Harmonic	
	2400-2483.5_Bluetooth-LE_GSFK _CH00_2402MHz	
ANT	SISO	
Pol.	Horizontal	Vertical
14.47G ~14.5G Avg	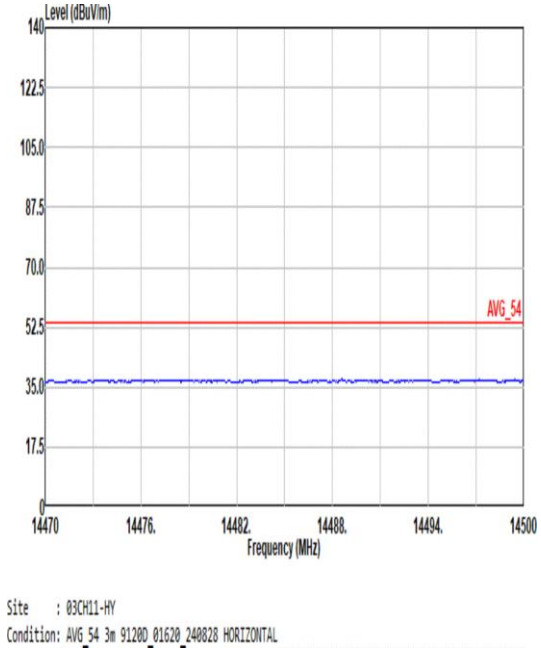	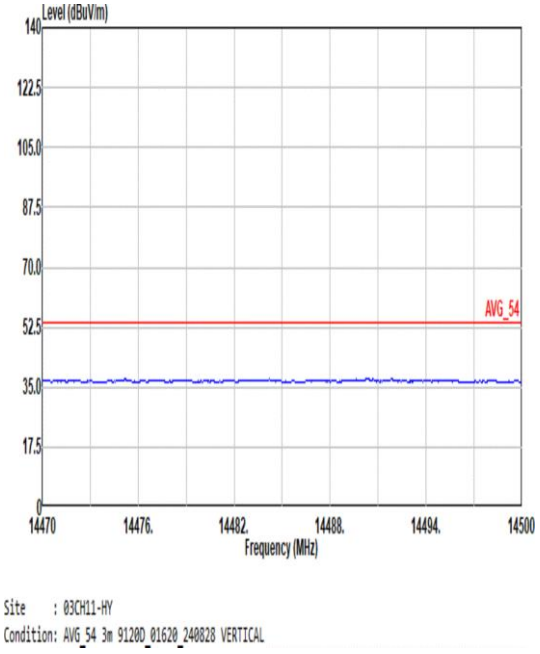
17.7G ~18G Avg	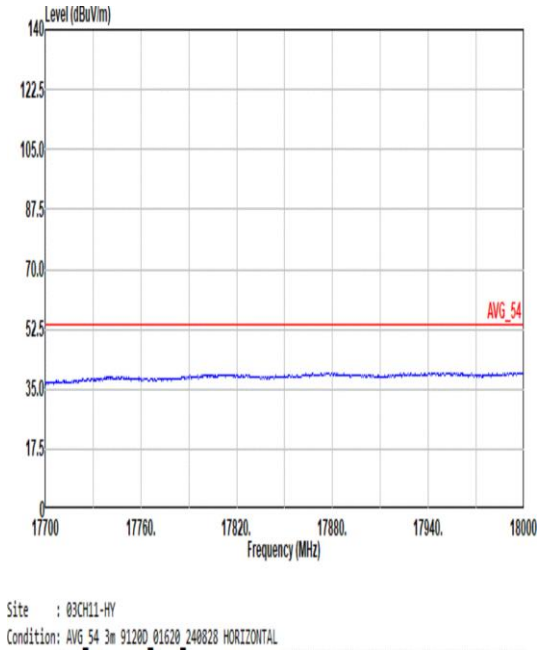	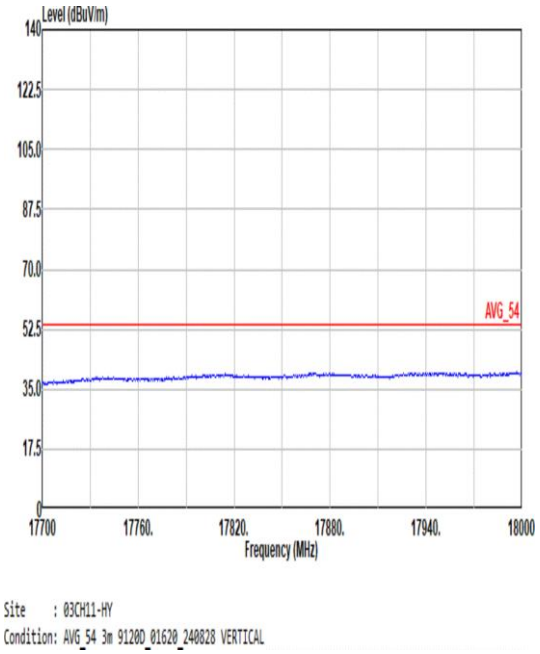

Mode	5	
	Band Edge - L	
	2400-2483.5_Bluetooth-LE_GSFK _CH19_2440MHz	
ANT	SISO	
Pol.	Horizontal	Fundamental
Peak	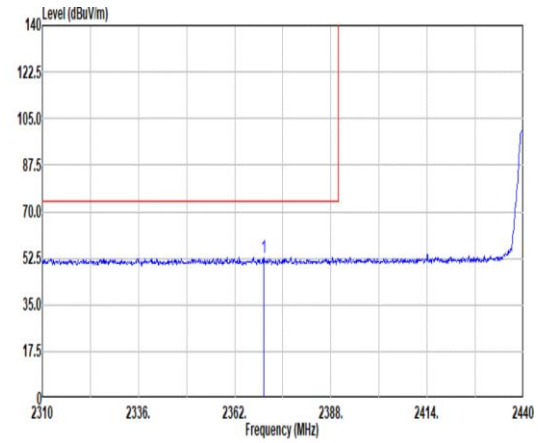 Site : 03CH11-HY Condition: PEAK_BE_74 3m 9120D_01620_240828 HORIZONTAL : RBW:1000.000kHz VBW:3000.000kHz SWT:Auto Freq Level Limit Line Margin Read Level Ant Factor Cable Loss Preamp Factor Aux Factor APos TPos Remark MHz dBuV/m dBuV/m dB dBuV dB/m dB dB dB cm deg 1 2369.80 53.09 74.00 -20.91 42.45 27.20 6.77 33.35 10.02 141 325 PEAK	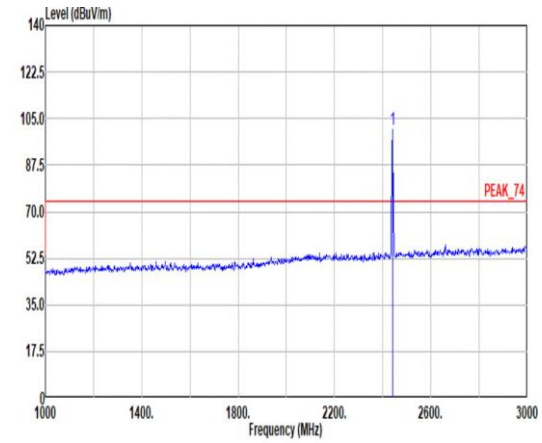 Site : 03CH11-HY Condition: PEAK_74 3m 9120D_01620_240828 HORIZONTAL : RBW:1000.000kHz VBW:3000.000kHz SWT:Auto Freq Level Limit Line Margin Read Level Ant Factor Cable Loss Preamp Factor Aux Factor APos TPos Remark MHz dBuV/m dBuV/m dB dBuV dB/m dB dB dB cm deg 1 2440.00 100.72 ------ ------ 89.55 27.60 6.85 33.31 10.03 141 325 PEAK
Avg	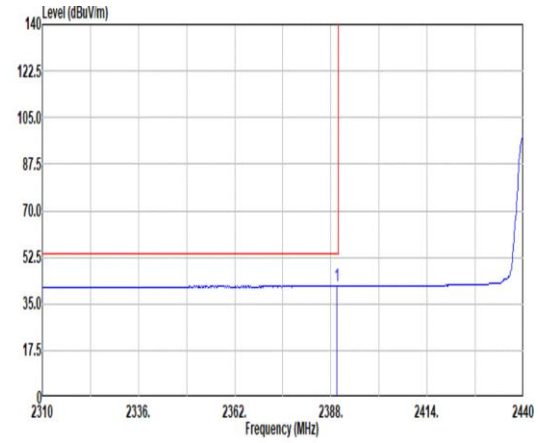 Site : 03CH11-HY Condition: AVG_BE_54 3m 9120D_01620_240828 HORIZONTAL : RBW:1000.000kHz VBW:0.010kHz SWT:Auto Freq Level Limit Line Margin Read Level Ant Factor Cable Loss Preamp Factor Aux Factor APos TPos Remark MHz dBuV/m dBuV/m dB dBuV dB/m dB dB dB cm deg 1 2389.56 41.69 54.00 -12.31 30.92 27.30 6.78 33.34 10.03 141 325 AVERAGE	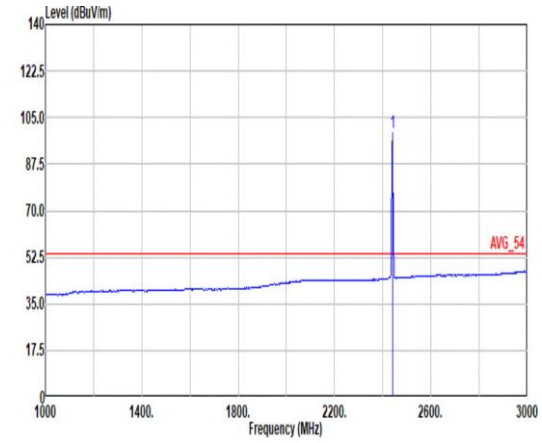 Site : 03CH11-HY Condition: AVG_54 3m 9120D_01620_240828 HORIZONTAL : RBW:1000.000kHz VBW:0.010kHz SWT:Auto Freq Level Limit Line Margin Read Level Ant Factor Cable Loss Preamp Factor Aux Factor APos TPos Remark MHz dBuV/m dBuV/m dB dBuV dB/m dB dB dB cm deg 1 2440.00 99.30 ------ ------ 88.13 27.60 6.85 33.31 10.03 141 325 AVERAGE

Mode	5	
	Band Edge - R	
	2400-2483.5_Bluetooth-LE_GSFK _CH19_2440MHz	
ANT	SISO	
Pol.	Horizontal	Fundamental
Peak	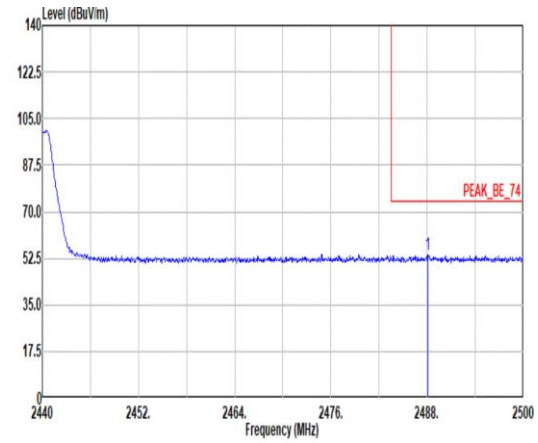 Site : 03CH11-HY Condition: PEAK_BE_74 3m 9120D_01620_240828 HORIZONTAL : RBW:1000.000kHz VBW:3000.000kHz SWT:Auto Limit Read Ant Cable Preamp Aux APos TPos Freq Level Line Margin Level Factor Loss Factor Factor Remark MHz dBuV/m dBuV/m dB dBuV dB/m dB dB dB cm deg 1 2488.12 53.83 74.00 -20.17 42.28 27.88 6.92 33.28 10.03 141 325 PEAK	Blank
Avg	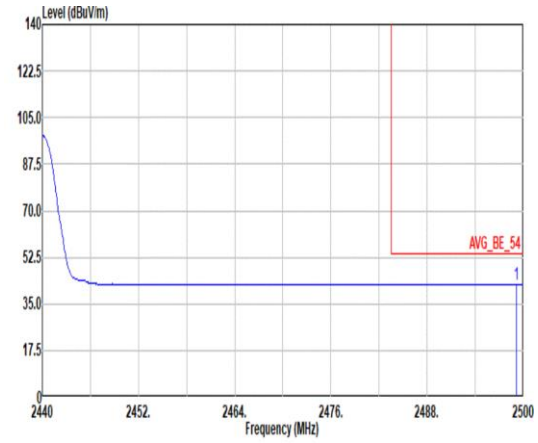 Site : 03CH11-HY Condition: AVG_BE_54 3m 9120D_01620_240828 HORIZONTAL : RBW:1000.000kHz VBW:0.010kHz SWT:Auto Limit Read Ant Cable Preamp Aux APos TPos Freq Level Line Margin Level Factor Loss Factor Factor Remark MHz dBuV/m dBuV/m dB dBuV dB/m dB dB dB cm deg 1 2499.10 42.46 54.00 -11.54 30.87 27.90 6.93 33.27 10.03 141 325 AVERAGE	Blank

Mode	5	
	Band Edge - L	
	2400-2483.5_Bluetooth-LE_GSFK _CH19_2440MHz	
ANT	SISO	
Pol.	Vertical	Fundamental
Peak	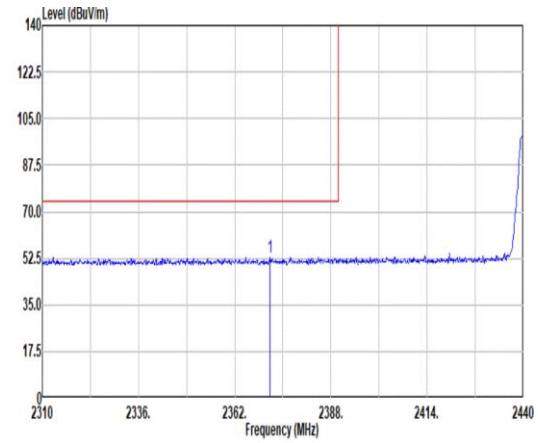 Site : 03CH11-HY Condition: PEAK_BE_74 3m 9120D_01620_240828 VERTICAL : RBW:1000.000kHz VBW:3000.000kHz SWT:Auto Freq Level Limit Line Margin Read Level Ant Factor Cable Loss Preamp Factor Aux Factor APos TPos Remark MHz dBuV/m dBuV/m dB dBuV dB/m dB dB dB cm deg 1 2371.62 53.07 74.00 -20.93 42.43 27.20 6.77 33.35 10.02 400 344 PEAK	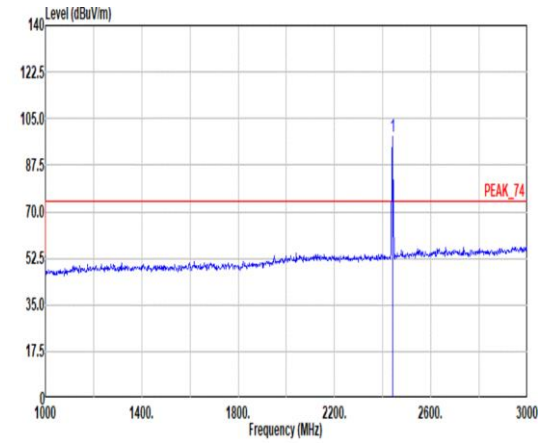 Site : 03CH11-HY Condition: PEAK_74 3m 9120D_01620_240828 VERTICAL : RBW:1000.000kHz VBW:3000.000kHz SWT:Auto Freq Level Limit Line Margin Read Level Ant Factor Cable Loss Preamp Factor Aux Factor APos TPos Remark MHz dBuV/m dBuV/m dB dBuV dB/m dB dB dB cm deg 1 2440.00 98.41 ------ ------ 87.24 27.60 6.85 33.31 10.03 400 344 PEAK
Avg	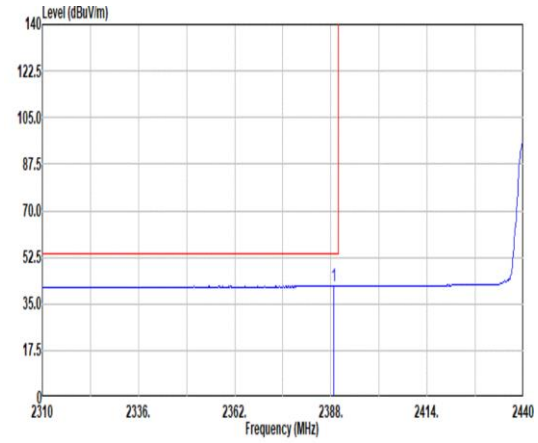 Site : 03CH11-HY Condition: AVG_BE_54 3m 9120D_01620_240828 VERTICAL : RBW:1000.000kHz VBW:0.010kHz SWT:Auto Freq Level Limit Line Margin Read Level Ant Factor Cable Loss Preamp Factor Aux Factor APos TPos Remark MHz dBuV/m dBuV/m dB dBuV dB/m dB dB dB cm deg 1 2388.78 41.67 54.00 -12.33 30.91 27.29 6.78 33.34 10.03 400 344 AVERAGE	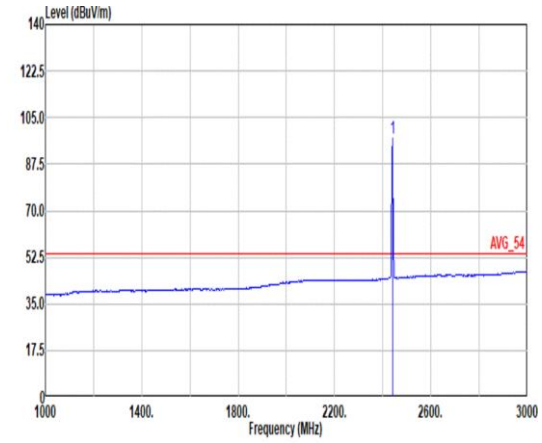 Site : 03CH11-HY Condition: AVG_54 3m 9120D_01620_240828 VERTICAL : RBW:1000.000kHz VBW:0.010kHz SWT:Auto Freq Level Limit Line Margin Read Level Ant Factor Cable Loss Preamp Factor Aux Factor APos TPos Remark MHz dBuV/m dBuV/m dB dBuV dB/m dB dB dB cm deg 1 2440.00 96.97 ------ ------ 85.80 27.60 6.85 33.31 10.03 400 344 AVERAGE

Mode	5	
	Band Edge - R	
	2400-2483.5_Bluetooth-LE_GSFK _CH19_2440MHz	
ANT	SISO	
Pol.	Vertical	Fundamental
Peak	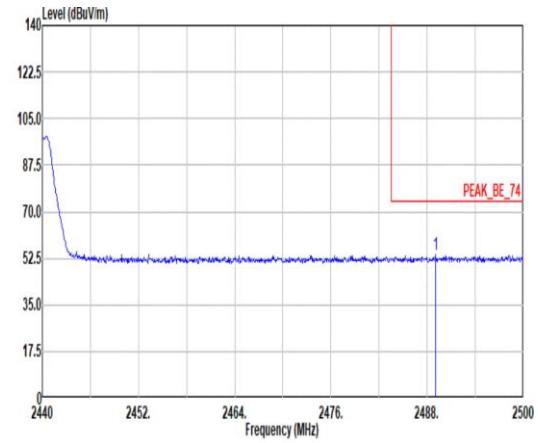 Site : 03CH11-HY Condition: PEAK_BE_74 3m 9120D_01620_240828 VERTICAL : RBW:1000.000kHz VBW:3000.000kHz SWT:Auto Limit Read Ant Cable Preamp Aux APos TPos Freq Level Line Margin Level Factor Loss Factor Factor Remark MHz dBuV/m dBuV/m dB dBuV dB/m dB dB dB cm deg 1 2489.08 53.92 74.00 -20.08 42.36 27.89 6.92 33.28 10.03 400 344 PEAK	Blank
Avg	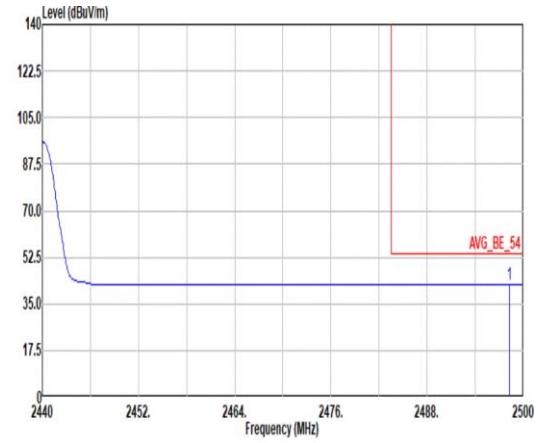 Site : 03CH11-HY Condition: AVG_BE_54 3m 9120D_01620_240828 VERTICAL : RBW:1000.000kHz VBW:0.010kHz SWT:Auto Limit Read Ant Cable Preamp Aux APos TPos Freq Level Line Margin Level Factor Loss Factor Factor Remark MHz dBuV/m dBuV/m dB dBuV dB/m dB dB dB cm deg 1 2498.26 42.43 54.00 -11.57 30.84 27.90 6.93 33.27 10.03 400 344 AVERAGE	Blank

Mode	5	
	Harmonic	
	2400-2483.5_Bluetooth-LE_GSFK _CH19_2440MHz	
ANT	SISO	
Pol.	Horizontal	Vertical
Peak Avg	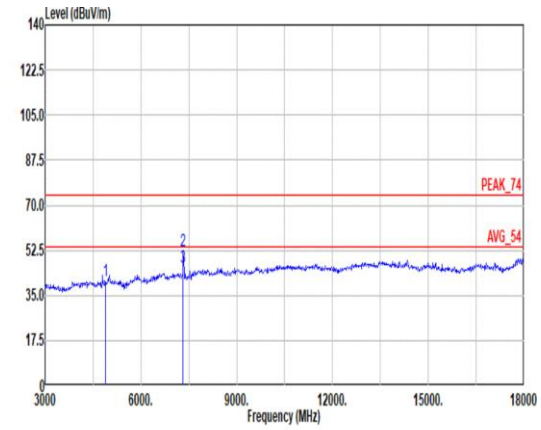 Site : 03CH11-HY Condition: PEAK_74 3m 9120D_01620_240828 HORIZONTAL	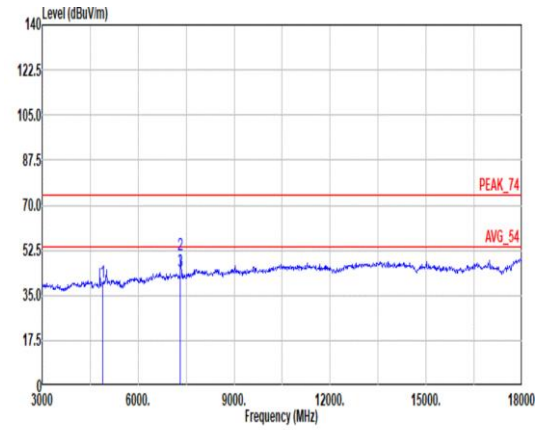 Site : 03CH11-HY Condition: PEAK_74 3m 9120D_01620_240828 VERTICAL

Site : 03CH11-HY
Condition: PEAK_74 3m 9120D_01620_240828 HORIZONTAL

	Freq	Level	Limit Line	Margin	Read Level	Ant Factor	Cable Loss	Preamp Factor	Aux Factor	APos	TPos	Remark
	MHz	dBuV/m	dBuV/m	dB	dBuV	dB/m	dB	dB	dB	cm	deg	
1	4880.00	40.42	74.00	-33.58	54.28	32.72	11.46	58.58	0.54	--	--	PEAK
2	7320.00	52.29	74.00	-21.71	59.63	36.76	14.58	58.99	0.31	103	237	PEAK
3	7320.00	46.09	54.00	-7.91	53.43	36.76	14.58	58.99	0.31	103	237	AVERAGE

Site : 03CH11-HY
Condition: PEAK_74 3m 9120D_01620_240828 VERTICAL

	Freq	Level	Limit Line	Margin	Read Level	Ant Factor	Cable Loss	Preamp Factor	Aux Factor	APos	TPos	Remark
	MHz	dBuV/m	dBuV/m	dB	dBuV	dB/m	dB	dB	dB	cm	deg	
1	4880.00	39.96	74.00	-34.04	53.82	32.72	11.46	58.58	0.54	--	--	PEAK
2	7320.00	50.92	74.00	-23.08	58.26	36.76	14.58	58.99	0.31	400	179	PEAK
3	7320.00	44.42	54.00	-9.58	51.76	36.76	14.58	58.99	0.31	400	179	AVERAGE

Mode	5	
	Harmonic	
	2400-2483.5_Bluetooth-LE_GSFK _CH19_2440MHz	
ANT	SISO	
Pol.	Horizontal	Vertical
14.47G ~14.5G Avg	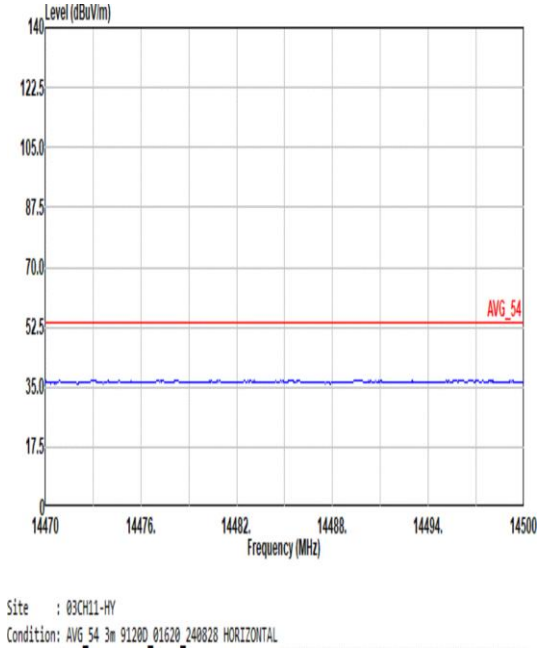	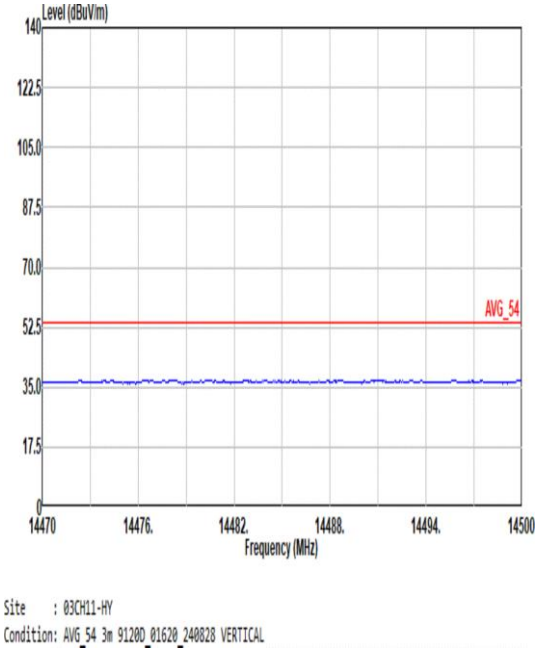
17.7G ~18G Avg	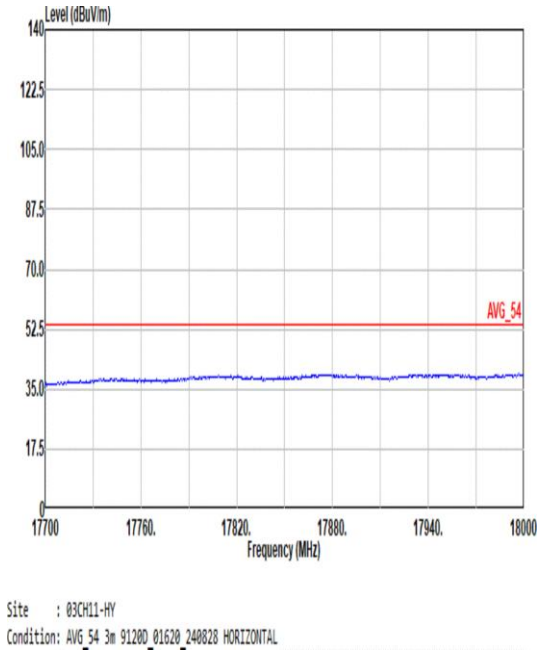	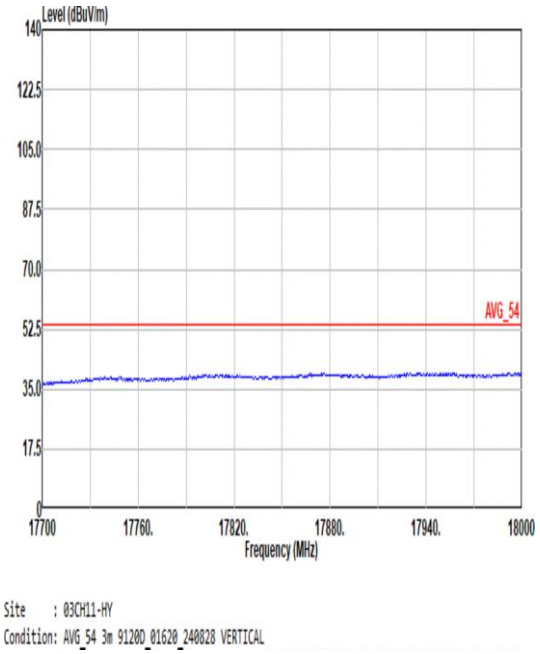

Mode	6	
	Band Edge	
	2400-2483.5_Bluetooth-LE_GSFK _CH39_2480MHz	
ANT	SISO	
Pol.	Horizontal	Fundamental
Peak	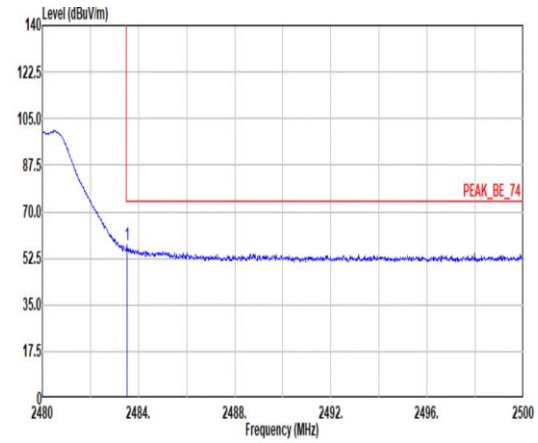 Site : 03CH11-HY Condition: PEAK_BE_74 3m 9120D_01620_240828 HORIZONTAL : RBW:1000.000kHz VBW:3000.000kHz SWT:Auto Freq Level Limit Line Margin Read Level Ant Factor Cable Loss Preamp Factor Aux Factor APos TPos Remark MHz dBuV/m dBuV/m dB dBuV dB/m dB dB dB cm deg 1 2483.52 57.51 74.00 -16.49 46.01 27.84 6.91 33.28 10.03 100 117 PEAK	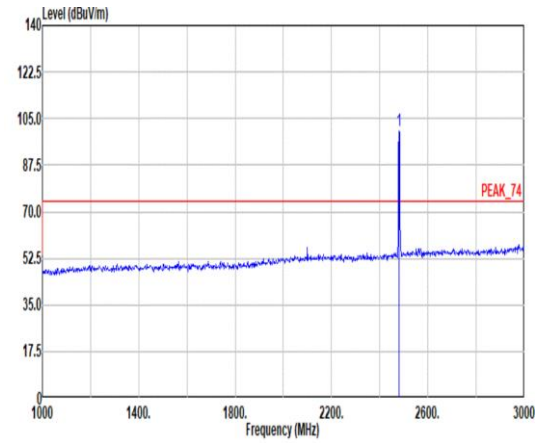 Site : 03CH11-HY Condition: PEAK_74 3m 9120D_01620_240828 HORIZONTAL : RBW:1000.000kHz VBW:3000.000kHz SWT:Auto Freq Level Limit Line Margin Read Level Ant Factor Cable Loss Preamp Factor Aux Factor APos TPos Remark MHz dBuV/m dBuV/m dB dBuV dB/m dB dB dB cm deg 1 2480.00 100.39 ------ ------ 88.93 27.80 6.91 33.28 10.03 100 117 PEAK
Avg	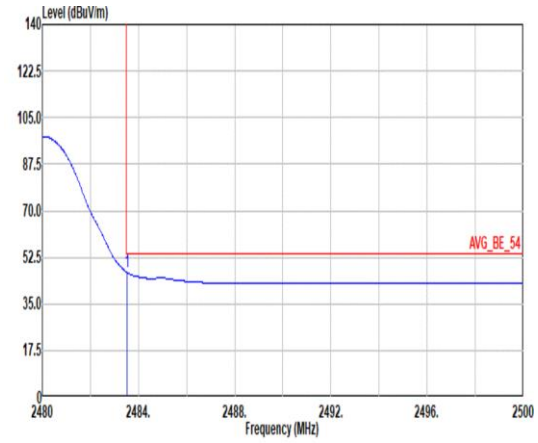 Site : 03CH11-HY Condition: AVG_BE_54 3m 9120D_01620_240828 HORIZONTAL : RBW:1000.000kHz VBW:0.010kHz SWT:Auto Freq Level Limit Line Margin Read Level Ant Factor Cable Loss Preamp Factor Aux Factor APos TPos Remark MHz dBuV/m dBuV/m dB dBuV dB/m dB dB dB cm deg 1 2483.52 46.80 54.00 -7.20 35.30 27.84 6.91 33.28 10.03 100 117 AVERAGE	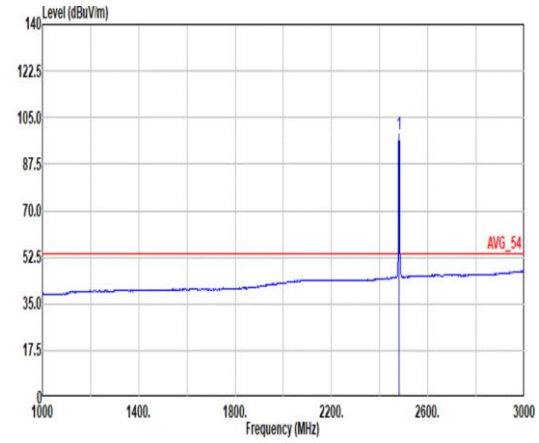 Site : 03CH11-HY Condition: AVG_54 3m 9120D_01620_240828 HORIZONTAL : RBW:1000.000kHz VBW:0.010kHz SWT:Auto Freq Level Limit Line Margin Read Level Ant Factor Cable Loss Preamp Factor Aux Factor APos TPos Remark MHz dBuV/m dBuV/m dB dBuV dB/m dB dB dB cm deg 1 2480.00 98.99 ------ ------ 87.53 27.80 6.91 33.28 10.03 100 117 AVERAGE

Mode	6	
	Band Edge	
	2400-2483.5_Bluetooth-LE_GSFK _CH39_2480MHz	
ANT	SISO	
Pol.	Vertical	Fundamental
Peak	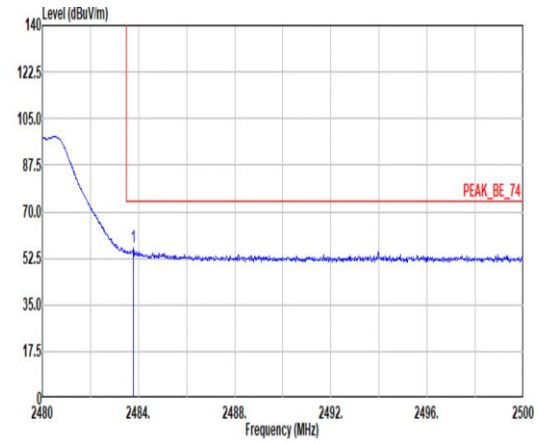 Site : 03CH11-HY Condition: PEAK_BE_74 3m 9120D_01620_240828 VERTICAL : RBW:1000.000kHz VBW:3000.000kHz SWT:Auto Freq Level Limit Line Margin Read Level Ant Factor Cable Loss Preamp Factor Aux Factor APos TPos Remark MHz dBuV/m dBuV/m dB dBuV dB/m dB dB dB cm deg 1 2483.78 56.60 74.00 -17.40 45.10 27.84 6.91 33.28 10.03 389 360 PEAK	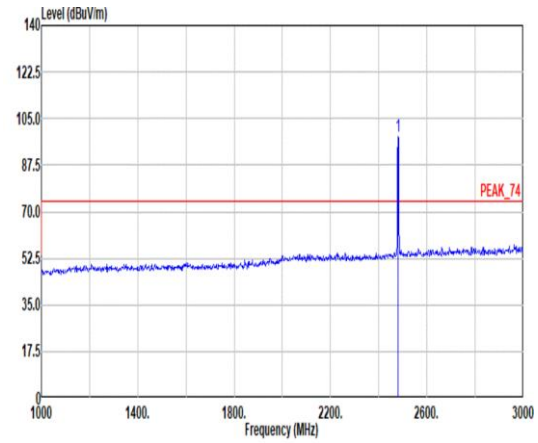 Site : 03CH11-HY Condition: PEAK_74 3m 9120D_01620_240828 VERTICAL : RBW:1000.000kHz VBW:3000.000kHz SWT:Auto Freq Level Limit Line Margin Read Level Ant Factor Cable Loss Preamp Factor Aux Factor APos TPos Remark MHz dBuV/m dBuV/m dB dBuV dB/m dB dB dB cm deg 1 2480.00 98.34 ------ ------ 86.88 27.80 6.91 33.28 10.03 389 360 PEAK
Avg	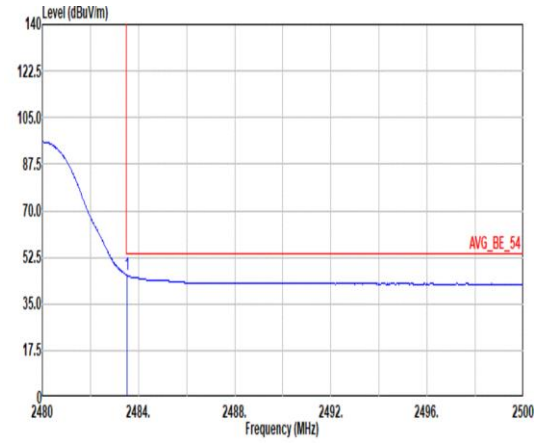 Site : 03CH11-HY Condition: AVG_BE_54 3m 9120D_01620_240828 VERTICAL : RBW:1000.000kHz VBW:0.010kHz SWT:Auto Freq Level Limit Line Margin Read Level Ant Factor Cable Loss Preamp Factor Aux Factor APos TPos Remark MHz dBuV/m dBuV/m dB dBuV dB/m dB dB dB cm deg 1 2483.52 45.75 54.00 -8.25 34.25 27.84 6.91 33.28 10.03 389 360 AVERAGE	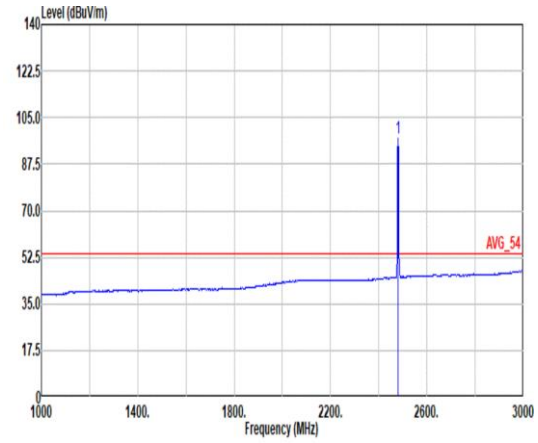 Site : 03CH11-HY Condition: AVG_54 3m 9120D_01620_240828 VERTICAL : RBW:1000.000kHz VBW:0.010kHz SWT:Auto Freq Level Limit Line Margin Read Level Ant Factor Cable Loss Preamp Factor Aux Factor APos TPos Remark MHz dBuV/m dBuV/m dB dBuV dB/m dB dB dB cm deg 1 2480.00 97.11 ------ ------ 85.65 27.80 6.91 33.28 10.03 389 360 AVERAGE

Mode	6	
	Harmonic	
	2400-2483.5_Bluetooth-LE_GSFK _CH39_2480MHz	
ANT	SISO	
Pol.	Horizontal	Vertical
Peak Avg	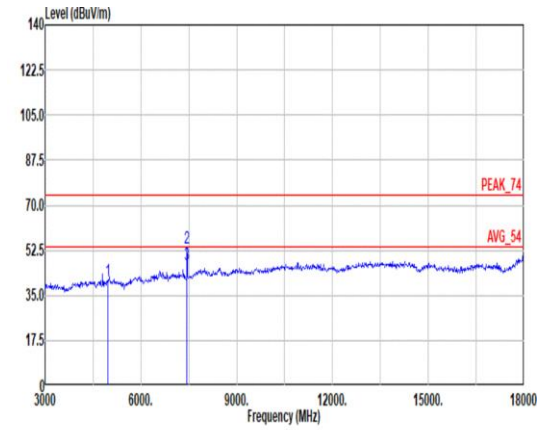 Site : 03CH11-HY Condition: PEAK_74 3m 9120D_01620_240828 HORIZONTAL Freq Level Limit Line Margin Read Level Ant Factor Cable Loss Preamp Factor Aux Factor APos TPos Remark MHz dBuV/m dBuV/m dB dBuV dB/m dB dB dB cm deg 1 4960.00 40.73 74.00 -33.27 54.19 33.02 11.59 58.64 0.57 -- -- PEAK 2 7440.00 53.16 74.00 -20.84 60.78 36.24 14.72 58.90 0.32 101 236 PEAK 3 7440.00 47.27 54.00 -6.73 54.89 36.24 14.72 58.90 0.32 101 236 AVERAGE	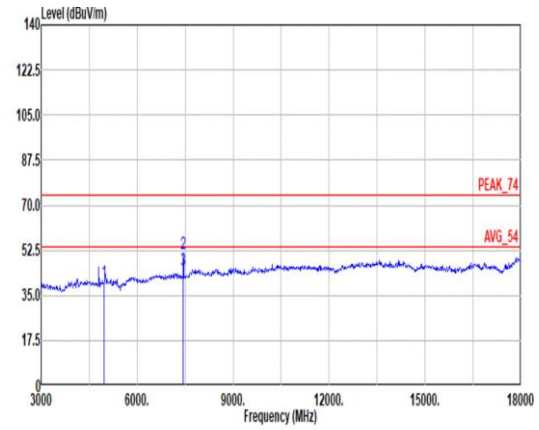 Site : 03CH11-HY Condition: PEAK_74 3m 9120D_01620_240828 VERTICAL Freq Level Limit Line Margin Read Level Ant Factor Cable Loss Preamp Factor Aux Factor APos TPos Remark MHz dBuV/m dBuV/m dB dBuV dB/m dB dB dB cm deg 1 4960.00 40.35 74.00 -33.65 53.81 33.02 11.59 58.64 0.57 -- -- PEAK 2 7440.00 51.17 74.00 -22.83 58.79 36.24 14.72 58.90 0.32 275 187 PEAK 3 7440.00 45.10 54.00 -8.90 52.72 36.24 14.72 58.90 0.32 275 187 AVERAGE

Mode	6	
	Harmonic	
	2400-2483.5_Bluetooth-LE_GSFK _CH39_2480MHz	
ANT	SISO	
Pol.	Horizontal	Vertical
14.47G ~14.5G Avg	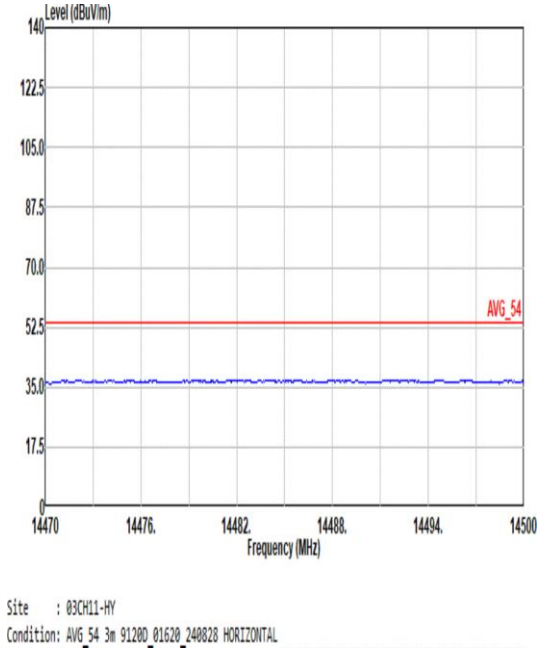	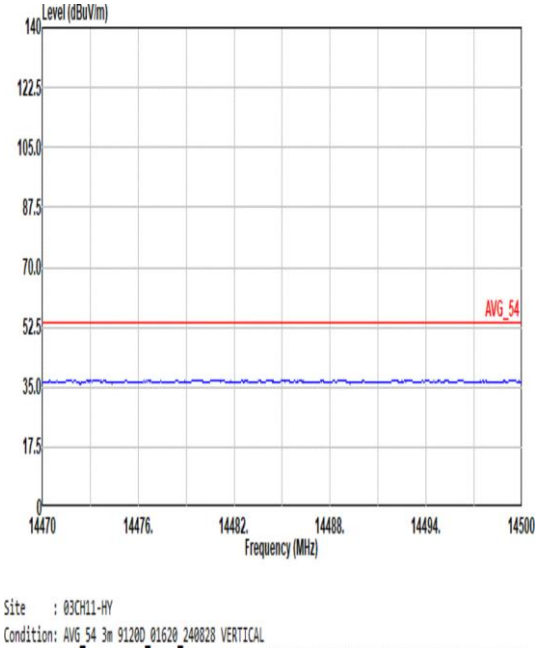
17.7G ~18G Avg	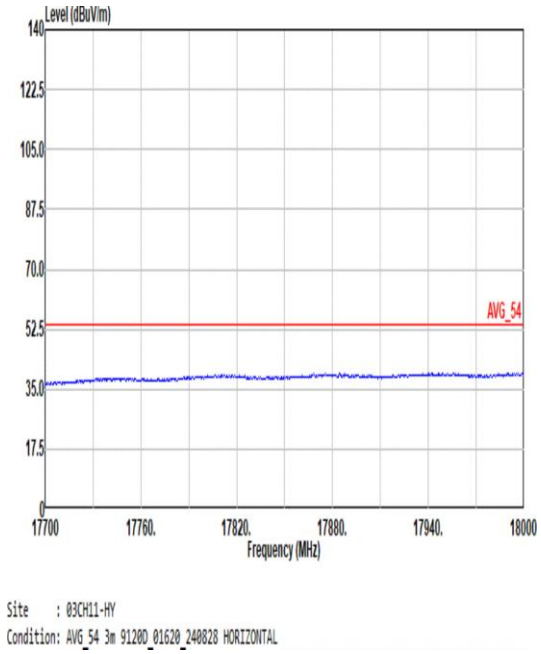	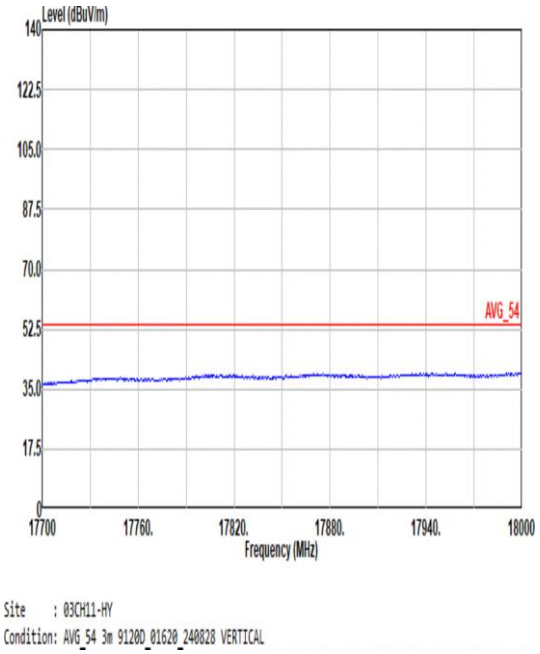

Mode	7	
	Harmonic	
	2400-2483.5_Bluetooth-LE_GSFK _CH00_2402MHz	
ANT	SISO	
Pol.	Horizontal	Vertical
Peak Avg	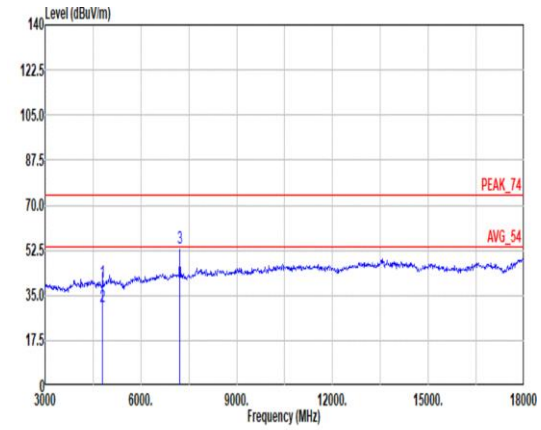 Site : 03CH11-HY Condition: PEAK_74 3m 9120D_01620_240828 HORIZONTAL Freq Level Limit Line Margin Read Level Ant Factor Cable Loss Preamp Factor Aux Factor APos TPos Remark MHz dBuV/m dBuV/m dB dBuV dB/m dB dB dB cm deg 1 4804.00 40.06 74.00 -33.94 54.44 32.32 11.33 58.53 0.50 100 345 PEAK 2 4804.00 30.39 54.00 -23.61 44.77 32.32 11.33 58.53 0.50 100 345 AVERAGE 3 7206.00 53.15 ------ ------ 60.55 36.80 14.52 59.07 0.35 311 131 PEAK	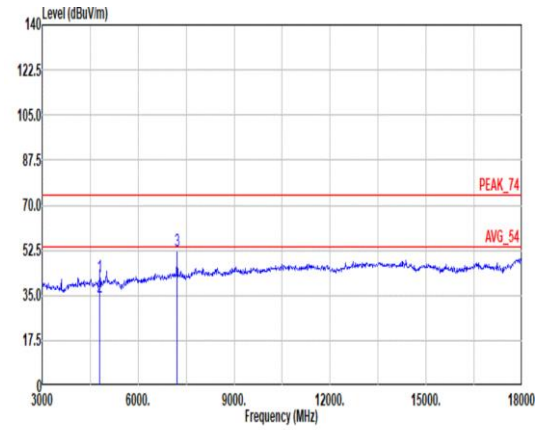 Site : 03CH11-HY Condition: PEAK_74 3m 9120D_01620_240828 VERTICAL Freq Level Limit Line Margin Read Level Ant Factor Cable Loss Preamp Factor Aux Factor APos TPos Remark MHz dBuV/m dBuV/m dB dBuV dB/m dB dB dB cm deg 1 4804.00 42.36 74.00 -31.64 56.74 32.32 11.33 58.53 0.50 119 12 PEAK 2 4804.00 34.59 54.00 -19.41 48.97 32.32 11.33 58.53 0.50 119 12 AVERAGE 3 7206.00 52.39 ------ ------ 59.79 36.80 14.52 59.07 0.35 276 340 PEAK

Remark: The unwanted signal 7206.000MHz、7206.000MHz can be ignored since it falls within the non-restricted band and meet the requirements of 15.247 (d).

Mode	7	
	Harmonic	
	2400-2483.5_Bluetooth-LE_GSFK _CH00_2402MHz	
ANT	SISO	
Pol.	Horizontal	Vertical
14.47G ~14.5G Avg	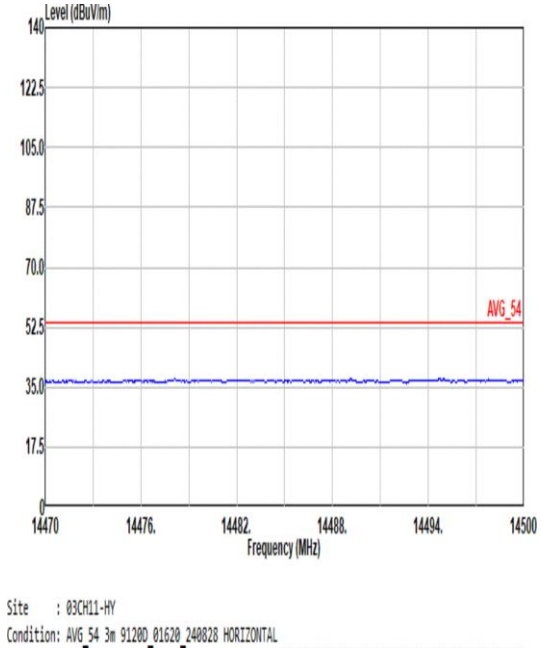	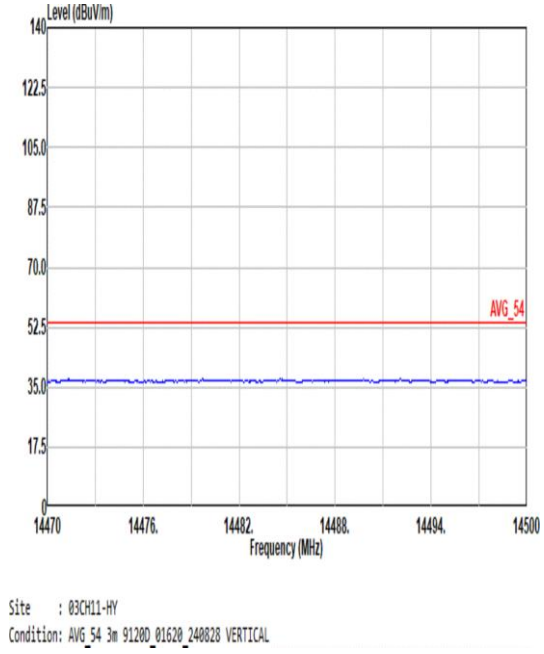
17.7G ~18G Avg	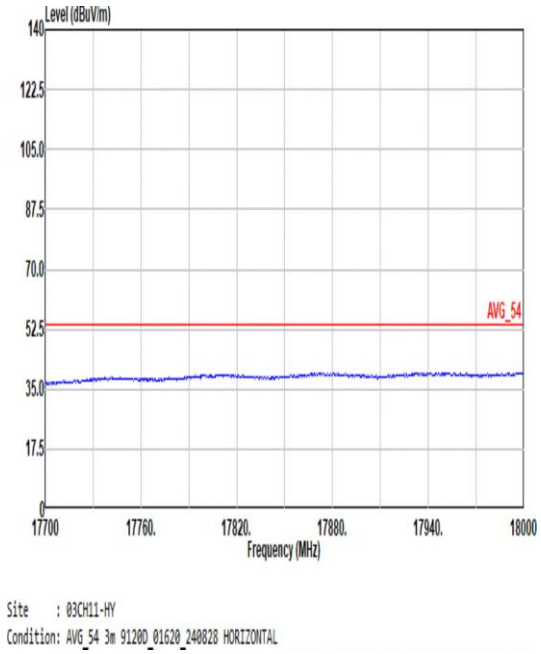	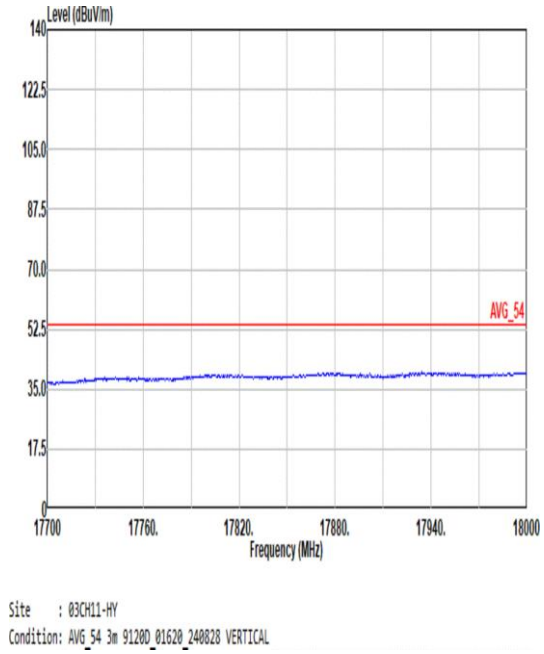

Mode	8	
	Harmonic	
	2400-2483.5_Bluetooth-LE_GSFK _CH19_2440MHz	
ANT	SISO	
Pol.	Horizontal	Vertical
Peak Avg	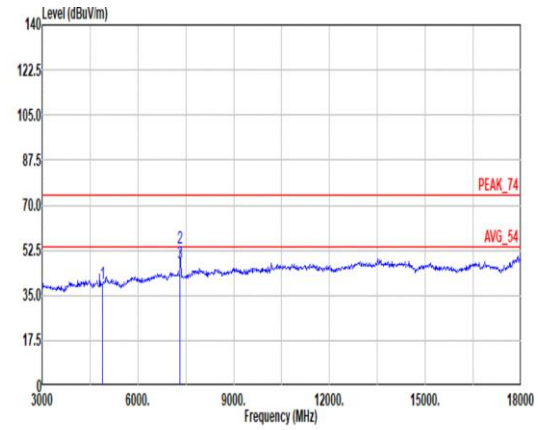 Site : 03CH11-HY Condition: PEAK_74 3m 9120D_01620_240828 HORIZONTAL Freq Level Limit Line Margin Read Level Ant Factor Cable Loss Preamp Factor Aux Factor APos TPos Remark MHz dBuV/m dBuV/m dB dBuV dB/m dB dB dB cm deg 1 4880.00 39.76 74.00 -34.24 53.62 32.72 11.46 58.58 0.54 -- -- PEAK 2 7320.00 53.41 74.00 -20.59 60.75 36.76 14.58 58.99 0.31 103 237 PEAK 3 7320.00 47.46 54.00 -6.54 54.80 36.76 14.58 58.99 0.31 103 237 AVERAGE	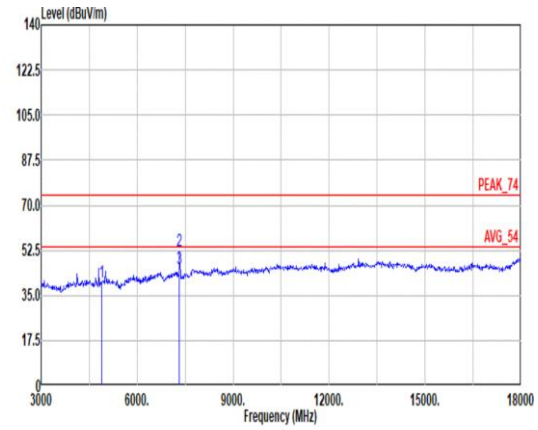 Site : 03CH11-HY Condition: PEAK_74 3m 9120D_01620_240828 VERTICAL Freq Level Limit Line Margin Read Level Ant Factor Cable Loss Preamp Factor Aux Factor APos TPos Remark MHz dBuV/m dBuV/m dB dBuV dB/m dB dB dB cm deg 1 4880.00 40.35 74.00 -33.65 54.21 32.72 11.46 58.58 0.54 -- -- PEAK 2 7320.00 52.09 74.00 -21.91 59.43 36.76 14.58 58.99 0.31 388 178 PEAK 3 7320.00 45.53 54.00 -8.47 52.87 36.76 14.58 58.99 0.31 388 178 AVERAGE

Mode	8	
	Harmonic	
	2400-2483.5_Bluetooth-LE_GSFK _CH19_2440MHz	
ANT	SISO	
Pol.	Horizontal	Vertical
14.47G ~14.5G Avg	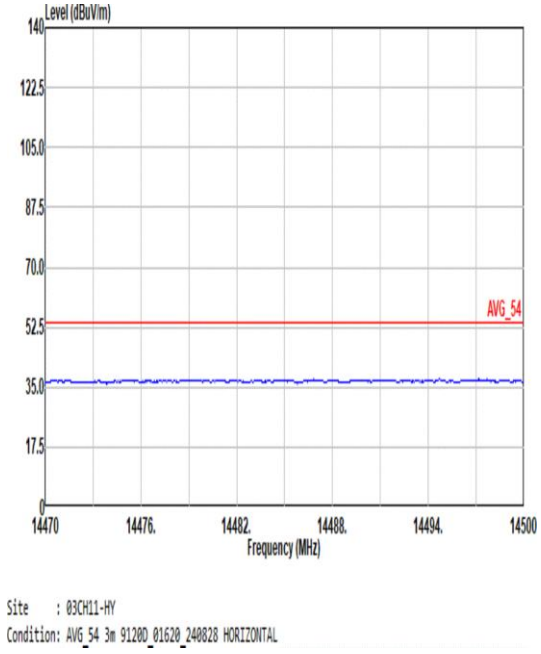	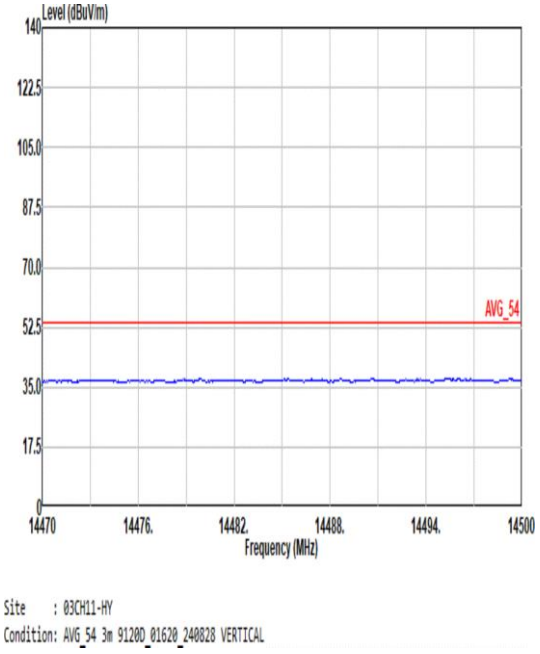
17.7G ~18G Avg	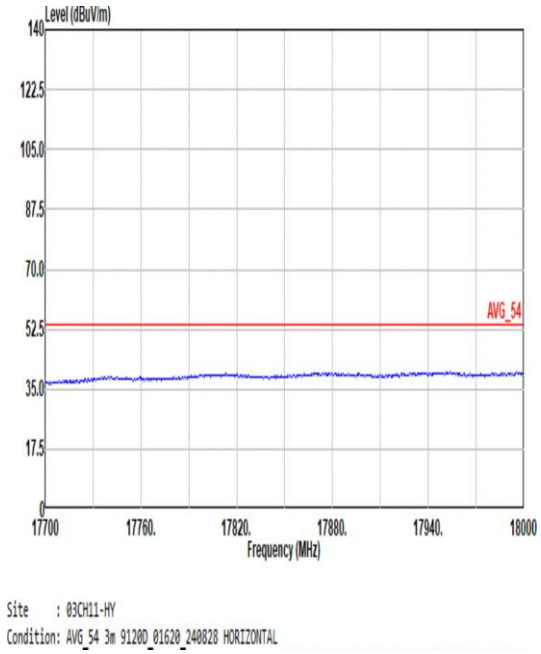	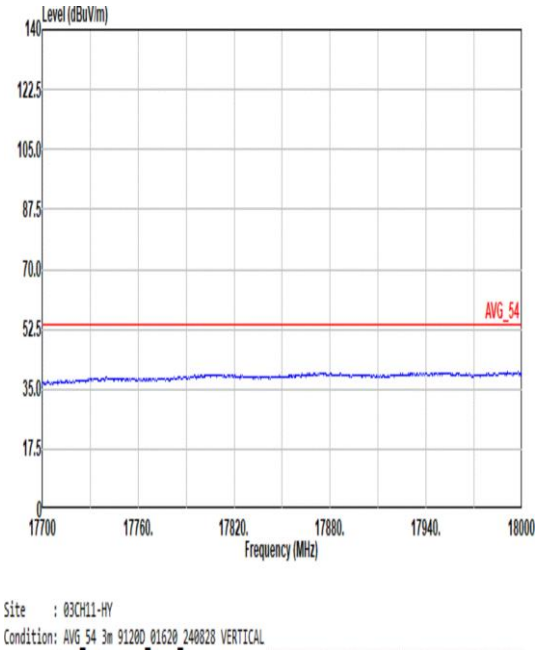

Mode	9	
	Harmonic	
	2400-2483.5_Bluetooth-LE_GSFK _CH39_2480MHz	
ANT	SISO	
Pol.	Horizontal	Vertical
Peak Avg	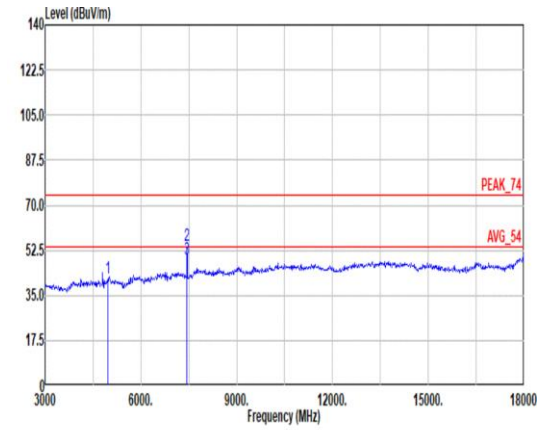 Site : 03CH11-HY Condition: PEAK_74 3m 9120D_01620_240828 HORIZONTAL Freq Level Limit Line Margin Read Level Ant Factor Cable Loss Preamp Factor Aux Factor APos TPos Remark MHz dBuV/m dBuV/m dB dBuV dB/m dB dB dB cm deg 1 4960.00 41.68 74.00 -32.32 55.14 33.02 11.59 58.64 0.57 -- -- PEAK 2 7440.00 54.63 74.00 -19.37 62.25 36.24 14.72 58.90 0.32 118 251 PEAK 3 7440.00 49.04 54.00 -4.96 56.66 36.24 14.72 58.90 0.32 118 251 AVERAGE	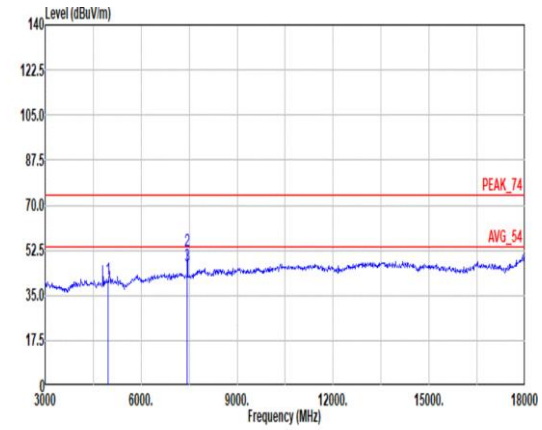 Site : 03CH11-HY Condition: PEAK_74 3m 9120D_01620_240828 VERTICAL Freq Level Limit Line Margin Read Level Ant Factor Cable Loss Preamp Factor Aux Factor APos TPos Remark MHz dBuV/m dBuV/m dB dBuV dB/m dB dB dB cm deg 1 4960.00 41.00 74.00 -33.00 54.46 33.02 11.59 58.64 0.57 -- -- PEAK 2 7440.00 52.48 74.00 -21.52 60.10 36.24 14.72 58.90 0.32 275 188 PEAK 3 7440.00 46.62 54.00 -7.38 54.24 36.24 14.72 58.90 0.32 275 188 AVERAGE

Mode	9	
	Harmonic	
	2400-2483.5_Bluetooth-LE_GSFK _CH39_2480MHz	
ANT	SISO	
Pol.	Horizontal	Vertical
14.47G ~14.5G Avg	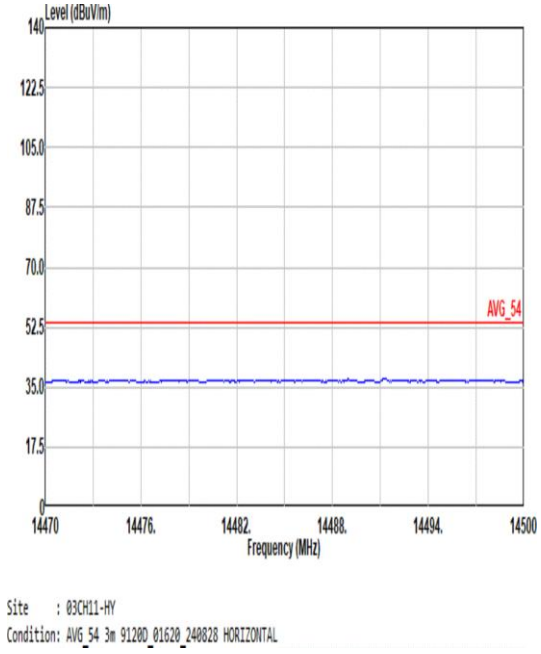	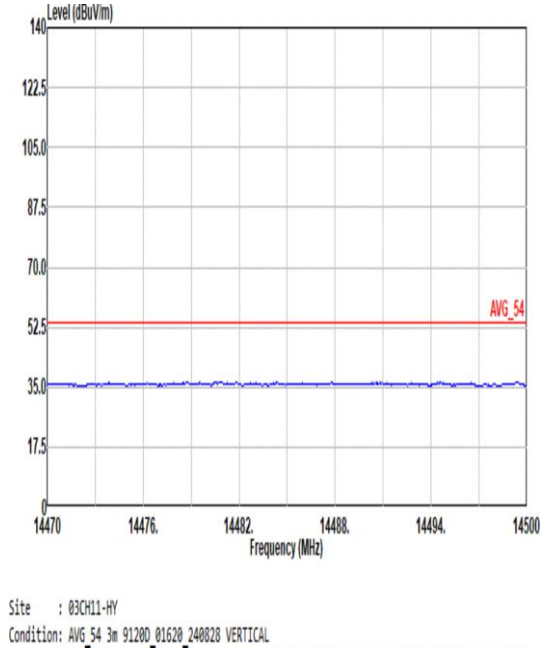
17.7G ~18G Avg	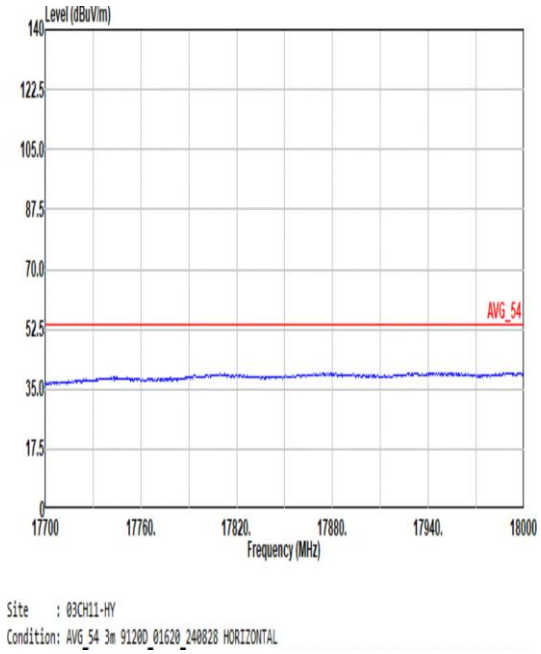	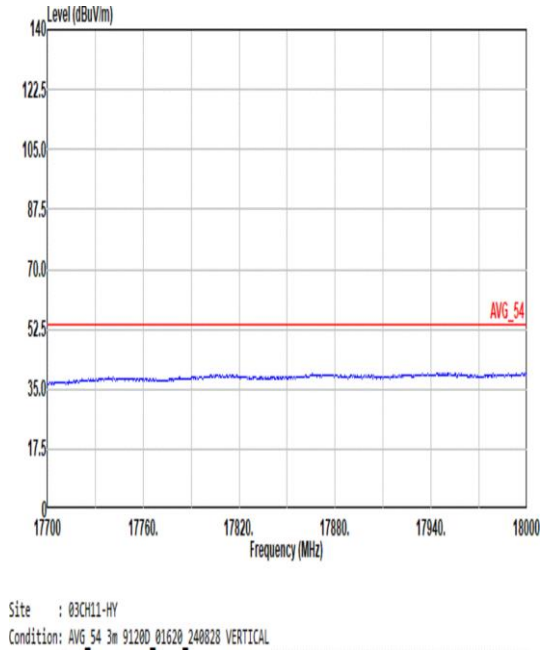

Mode	10	
	Harmonic	
	2400-2483.5_Bluetooth-LE_GSFK _CH00_2402MHz	
ANT	SISO	
Pol.	Horizontal	Vertical
Peak Avg	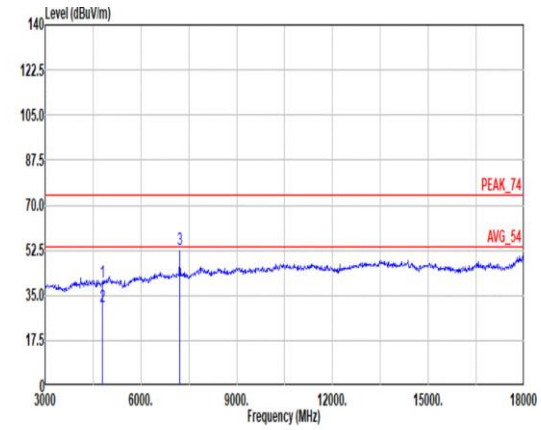 Site : 03CH11-HY Condition: PEAK_74 3m 9120D_01620_240828 HORIZONTAL Freq Level Limit Line Margin Read Level Ant Factor Cable Loss Preamp Factor Aux Factor APos TPos Remark MHz dBuV/m dBuV/m dB dBuV dB/m dB dB dB cm deg 1 4804.00 40.18 74.00 -33.82 54.56 32.32 11.33 58.53 0.50 100 351 PEAK 2 4804.00 30.47 54.00 -23.53 44.85 32.32 11.33 58.53 0.50 100 351 AVERAGE 3 7206.00 52.69 ------ ------ 60.09 36.80 14.52 59.07 0.35 111 113 PEAK	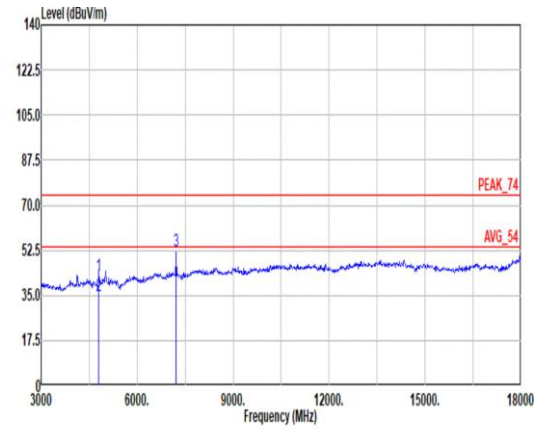 Site : 03CH11-HY Condition: PEAK_74 3m 9120D_01620_240828 VERTICAL Freq Level Limit Line Margin Read Level Ant Factor Cable Loss Preamp Factor Aux Factor APos TPos Remark MHz dBuV/m dBuV/m dB dBuV dB/m dB dB dB cm deg 1 4804.00 42.79 74.00 -31.21 57.17 32.32 11.33 58.53 0.50 116 10 PEAK 2 4804.00 34.72 54.00 -19.28 49.10 32.32 11.33 58.53 0.50 116 10 AVERAGE 3 7206.00 52.46 ------ ------ 59.86 36.80 14.52 59.07 0.35 325 340 PEAK

Remark: The unwanted signal 7206.000MHz、7206.000MHz can be ignored since it falls within the non-restricted band and meet the requirements of 15.247 (d).

Mode	10	
	Harmonic	
	2400-2483.5_Bluetooth-LE_GSFK _CH00_2402MHz	
ANT	SISO	
Pol.	Horizontal	Vertical
14.47G ~14.5G Avg	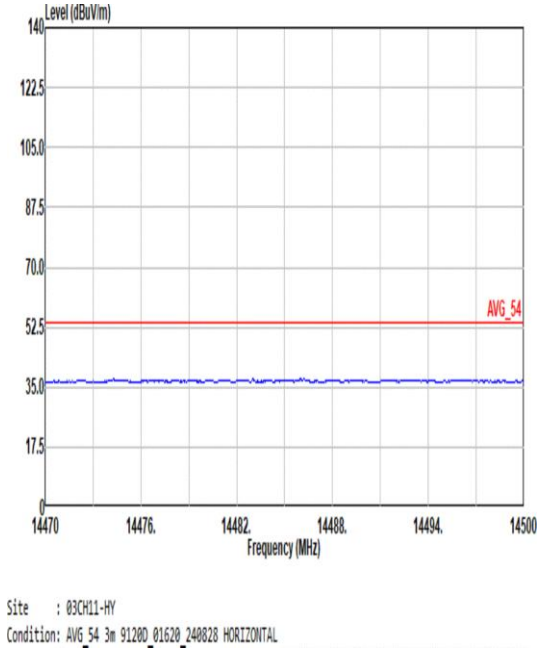	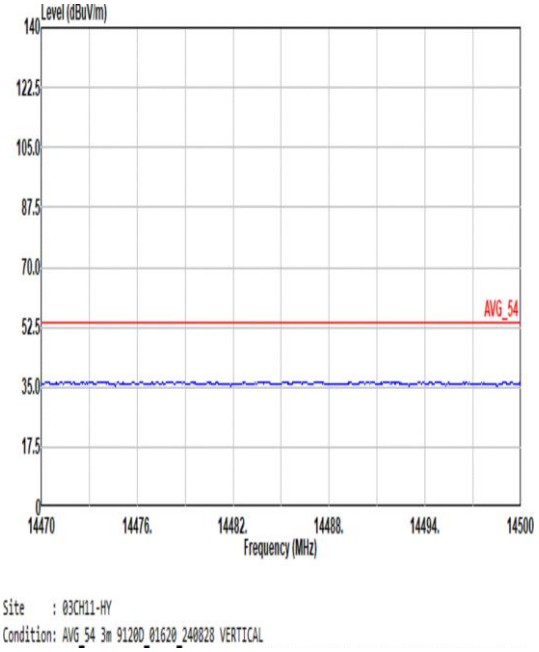
17.7G ~18G Avg	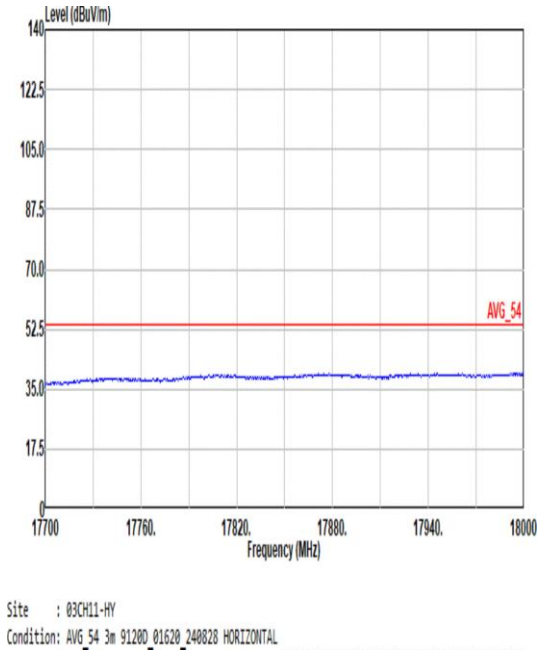	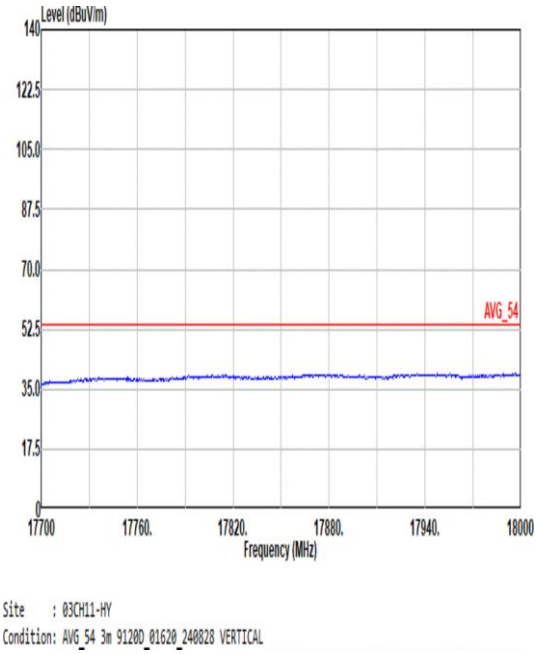

Mode	11	
	Harmonic	
	2400-2483.5_Bluetooth-LE_GSFK _CH19_2440MHz	
ANT	SISO	
Pol.	Horizontal	Vertical
Peak Avg	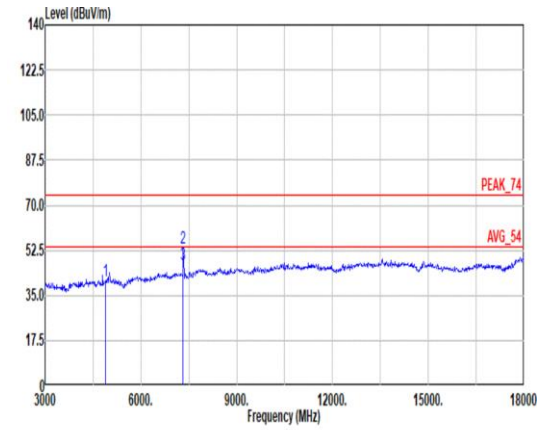 Site : 03CH11-HY Condition: PEAK_74 3m 9120D_01620_240828 HORIZONTAL Freq Level Limit Line Margin Read Level Ant Factor Cable Loss Preamp Factor Aux Factor APos TPos Remark MHz dBuV/m dBuV/m dB dBuV dB/m dB dB dB cm deg 1 4880.00 40.48 74.00 -33.52 54.34 32.72 11.46 58.58 0.54 -- -- PEAK 2 7320.00 53.30 74.00 -20.70 60.64 36.76 14.58 58.99 0.31 122 236 PEAK 3 7320.00 47.22 54.00 -6.78 54.56 36.76 14.58 58.99 0.31 122 236 AVERAGE	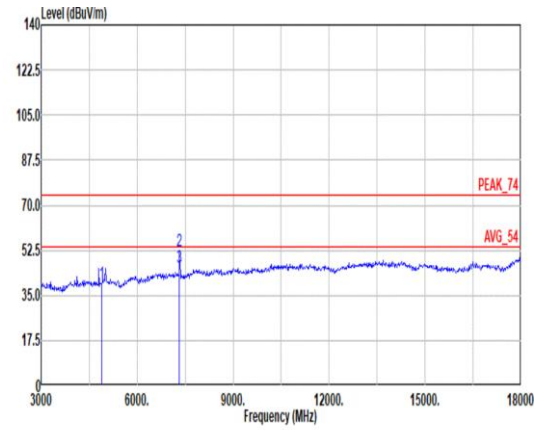 Site : 03CH11-HY Condition: PEAK_74 3m 9120D_01620_240828 VERTICAL Freq Level Limit Line Margin Read Level Ant Factor Cable Loss Preamp Factor Aux Factor APos TPos Remark MHz dBuV/m dBuV/m dB dBuV dB/m dB dB dB cm deg 1 4880.00 39.77 74.00 -34.23 53.63 32.72 11.46 58.58 0.54 -- -- PEAK 2 7320.00 52.38 74.00 -21.62 59.72 36.76 14.58 58.99 0.31 343 160 PEAK 3 7320.00 45.77 54.00 -8.23 53.11 36.76 14.58 58.99 0.31 343 160 AVERAGE

Mode	11	
	Harmonic	
	2400-2483.5_Bluetooth-LE_GSFK _CH19_2440MHz	
ANT	SISO	
Pol.	Horizontal	Vertical
14.47G ~14.5G Avg	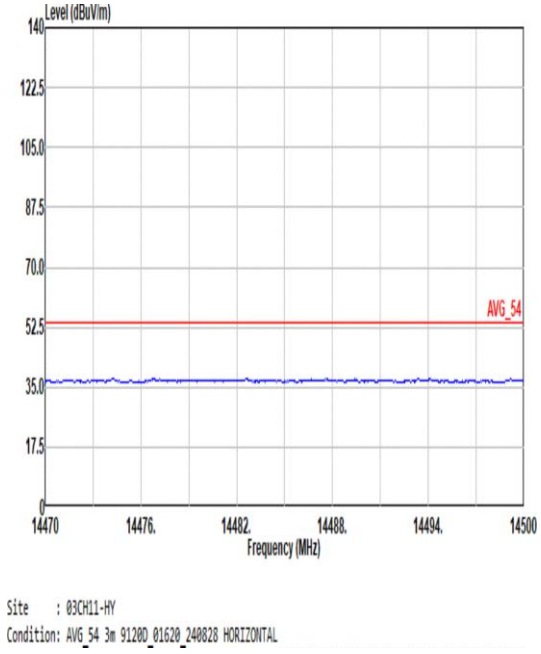	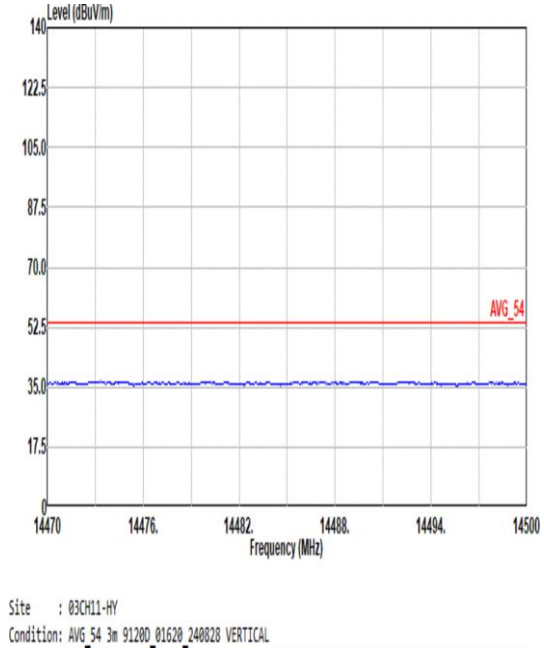
17.7G ~18G Avg	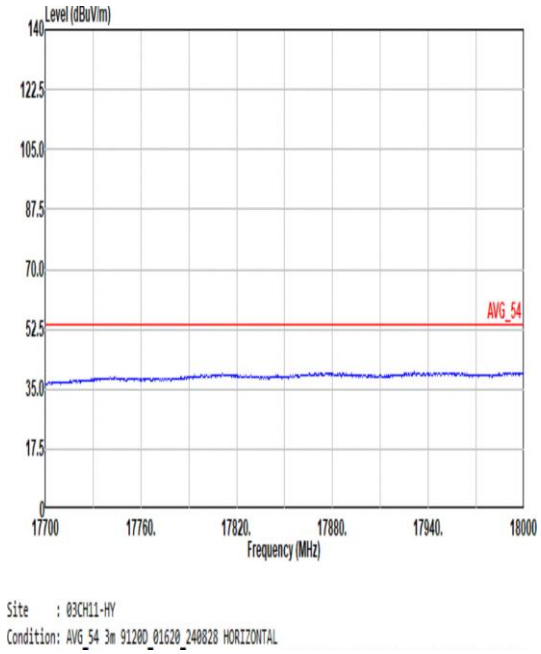	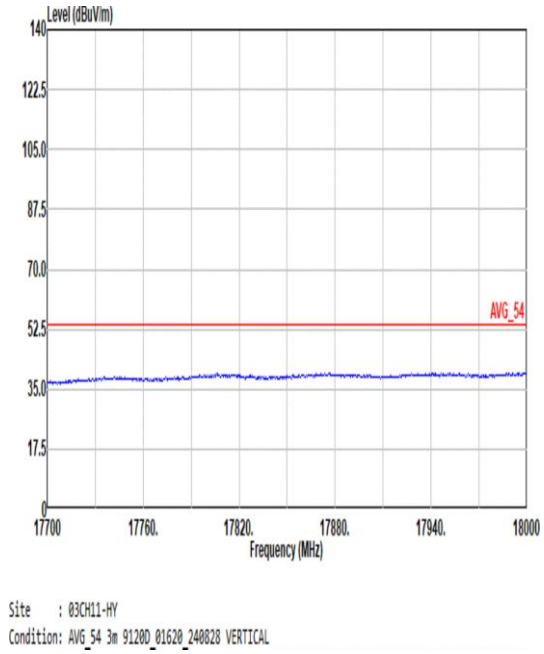

Mode	12	
	Harmonic	
	2400-2483.5_Bluetooth-LE_GSFK _CH39_2480MHz	
ANT	SISO	
Pol.	Horizontal	Vertical
Peak Avg	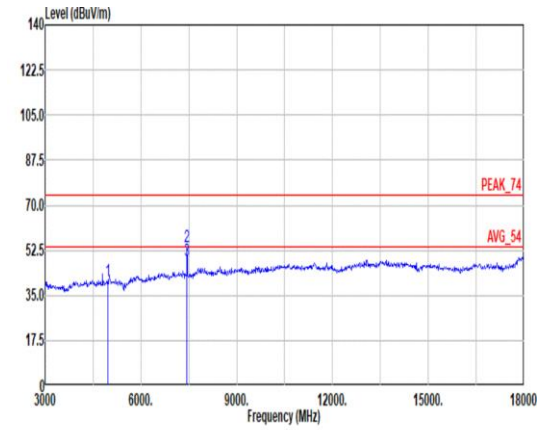 Site : 03CH11-HY Condition: PEAK_74 3m 9120D_01620_240828 HORIZONTAL Freq Level Limit Line Margin Read Level Ant Factor Cable Loss Preamp Factor Aux Factor APos TPos Remark MHz dBuV/m dBuV/m dB dBuV dB/m dB dB dB cm deg 1 4960.00 40.52 74.00 -33.48 53.98 33.02 11.59 58.64 0.57 -- -- PEAK 2 7440.00 54.02 74.00 -19.98 61.64 36.24 14.72 58.90 0.32 129 236 PEAK 3 7440.00 48.54 54.00 -5.46 56.16 36.24 14.72 58.90 0.32 129 236 AVERAGE	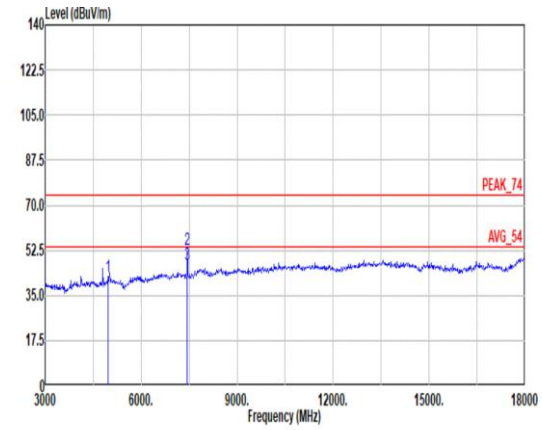 Site : 03CH11-HY Condition: PEAK_74 3m 9120D_01620_240828 VERTICAL Freq Level Limit Line Margin Read Level Ant Factor Cable Loss Preamp Factor Aux Factor APos TPos Remark MHz dBuV/m dBuV/m dB dBuV dB/m dB dB dB cm deg 1 4960.00 42.08 74.00 -31.92 55.54 33.02 11.59 58.64 0.57 -- -- PEAK 2 7440.00 52.90 74.00 -21.10 60.52 36.24 14.72 58.90 0.32 312 188 PEAK 3 7440.00 46.89 54.00 -7.11 54.51 36.24 14.72 58.90 0.32 312 188 AVERAGE

Mode	12	
	Harmonic	
	2400-2483.5_Bluetooth-LE_GSFK _CH39_2480MHz	
ANT	SISO	
Pol.	Horizontal	Vertical
14.47G ~14.5G Avg	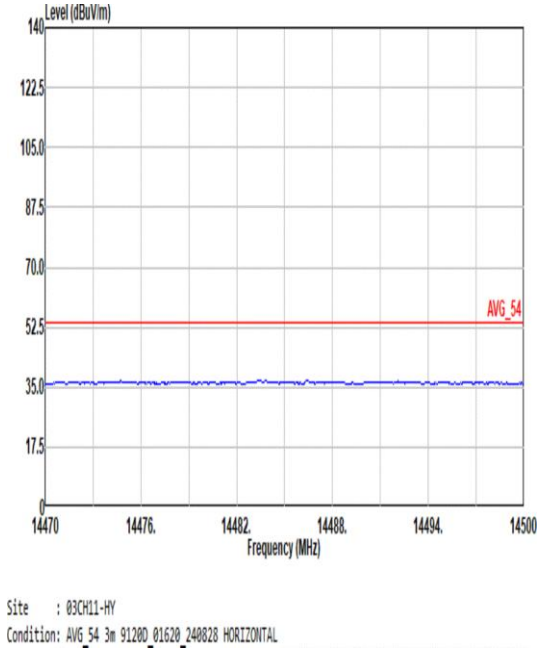	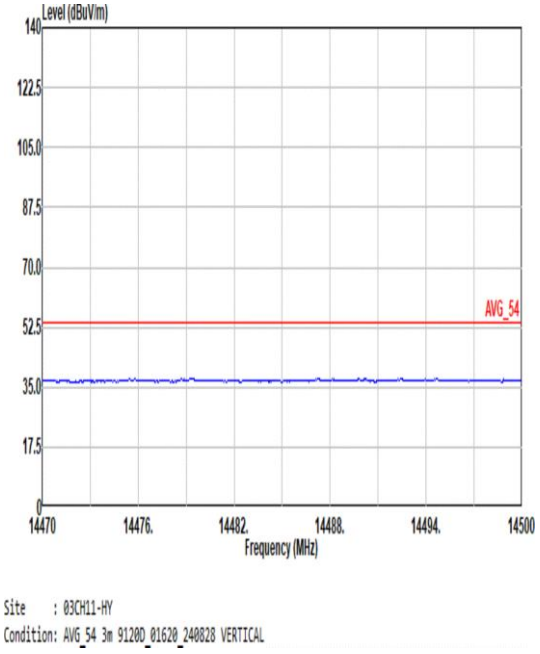
17.7G ~18G Avg	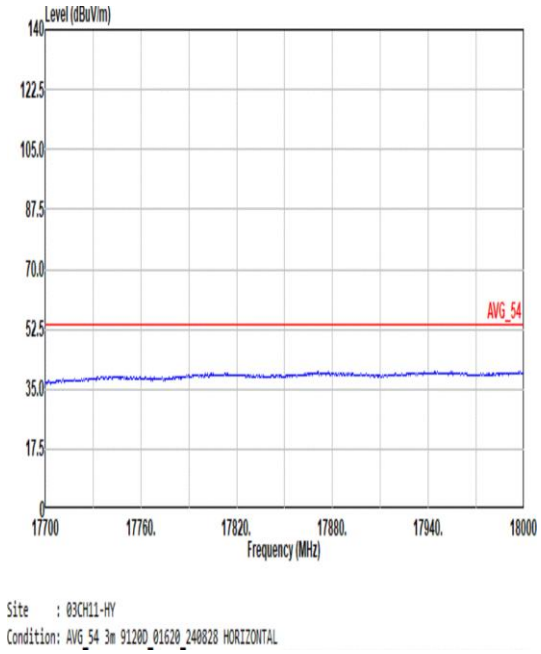	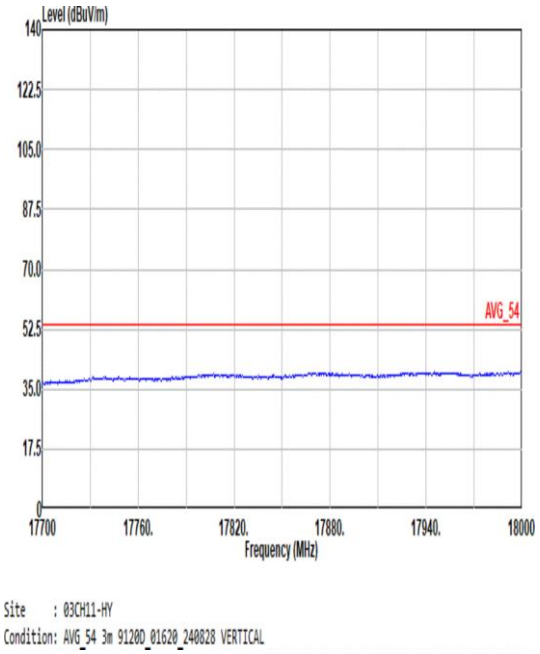

Mode	13	
	SHF	
	2400-2483.5_Bluetooth-LE_GSFK _CH39_2480MHz	
ANT	SISO	
Pol.	Horizontal	Vertical
Peak	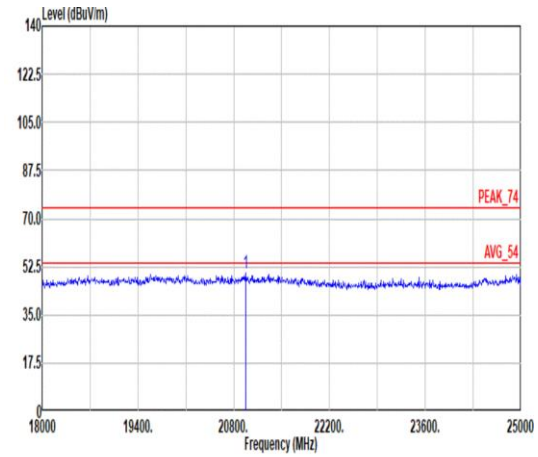 Site : 03CH11-HY Condition: PEAK_74 1m SHF_1223_240624 HORIZONTAL Freq Level Limit Line Margin Read Level Ant Factor Cable Loss Preamp Factor Aux Factor APos TPos Remark MHz dBuV/m dBuV/m dB dBuV dB/m dB dB dB cm deg 1 20975.00 50.35 74.00 -23.65 50.25 38.35 26.10 54.81 -9.54 -- -- Peak	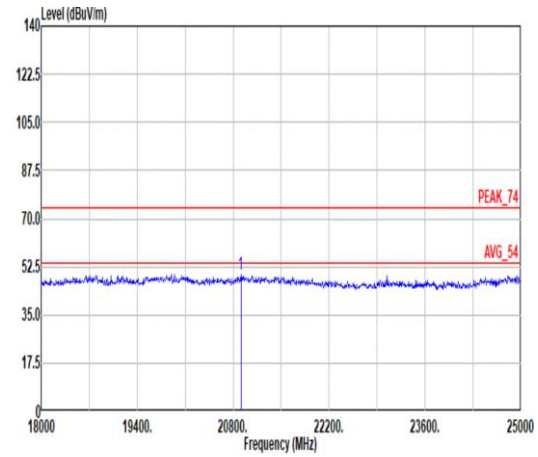 Site : 03CH11-HY Condition: PEAK_74 1m SHF_1223_240624 VERTICAL Freq Level Limit Line Margin Read Level Ant Factor Cable Loss Preamp Factor Aux Factor APos TPos Remark MHz dBuV/m dBuV/m dB dBuV dB/m dB dB dB cm deg 1 20912.00 49.61 74.00 -24.39 49.66 38.25 26.08 54.84 -9.54 -- -- Peak

Mode	14	
	LF	
	2400-2483.5_Bluetooth-LE_GSFK _CH39_2480MHz	
ANT	SISO	
Pol.	Horizontal	Vertical
QP/ Peak	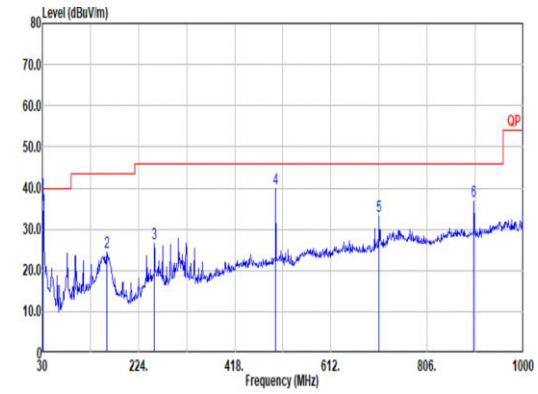 Site : 03CH11-HY Condition: QP 3m BILOG_40103&07_240412 HORIZONTAL 1 30.97 34.74 40.00 -5.26 41.79 24.81 0.48 32.41 0.07 100 76 QP 2 159.98 24.36 43.50 -19.14 38.54 16.50 1.44 32.26 0.14 -- -- Peak 3 256.01 26.46 46.00 -19.54 37.18 19.36 1.96 32.20 0.16 -- -- Peak 4 500.45 39.90 46.00 -6.10 45.20 23.92 2.86 32.20 0.12 -- -- Peak 5 709.00 33.15 46.00 -12.85 34.87 26.78 3.47 32.14 0.17 -- -- Peak 6 900.09 36.73 46.00 -9.27 34.80 29.00 4.07 31.38 0.24 -- -- Peak	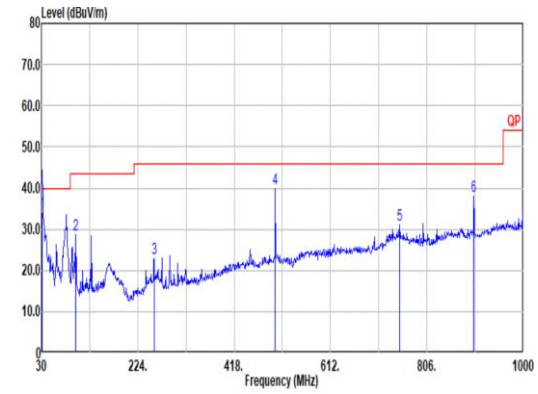 Site : 03CH11-HY Condition: QP 3m BILOG_40103&07_240412 VERTICAL 1 31.94 34.05 40.00 -5.95 41.77 24.14 0.47 32.39 0.06 100 343 QP 2 98.87 28.82 43.50 -14.68 44.22 15.79 1.08 32.31 0.04 -- -- Peak 3 256.98 23.03 46.00 -22.97 33.60 19.52 1.96 32.20 0.15 -- -- Peak 4 500.45 39.71 46.00 -6.29 45.01 23.92 2.86 32.20 0.12 -- -- Peak 5 750.71 31.10 46.00 -14.90 31.13 28.30 3.57 32.10 0.20 -- -- Peak 6 900.09 37.91 46.00 -8.09 35.98 29.00 4.07 31.38 0.24 -- -- Peak

Appendix D. Duty Cycle Plots

Band	Duty Cycle(%)	T(us)	1/T(kHz)	VBW Setting
Bluetooth - LE for 1Mbps	100.00	-	-	10Hz
Bluetooth - LE for 2Mbps	100.00	-	-	10Hz
Bluetooth - LE for 125Kbps	100.00	-	-	10Hz
Bluetooth - LE for 500Kbps	100.00	-	-	10Hz

Bluetooth – LE for 1Mbps

Bluetooth – LE for 2Mbps

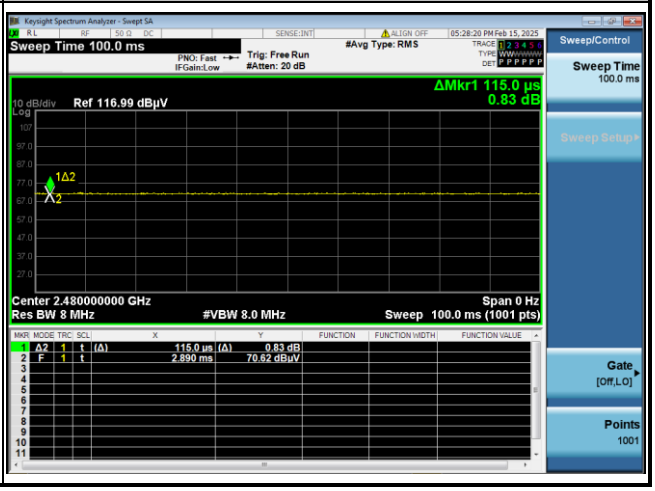

Bluetooth – LE for 125Kbps

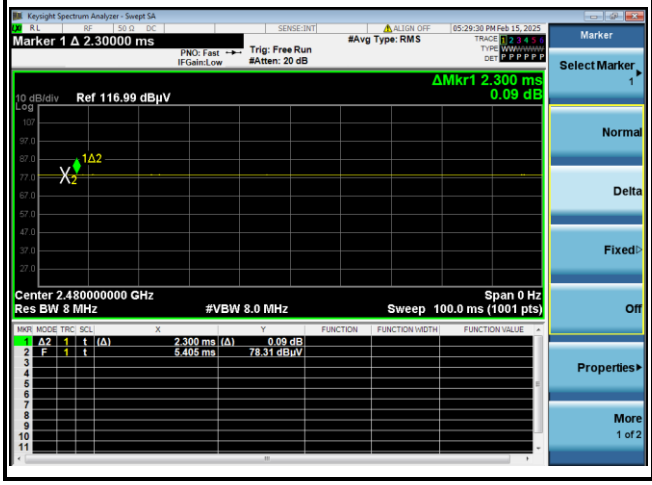
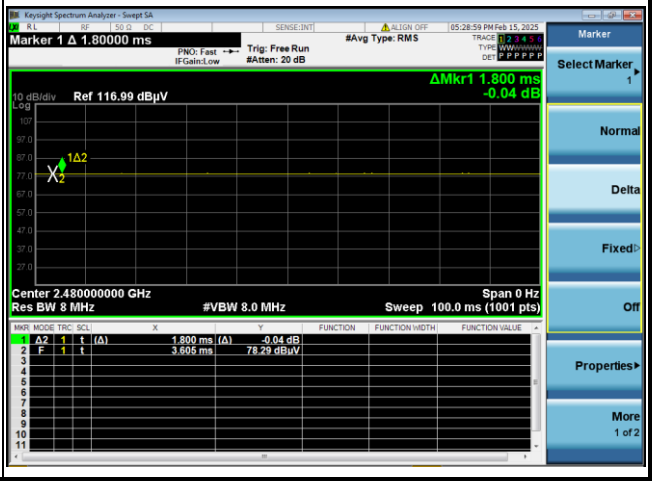
Bluetooth – LE for 500Kbps