Mode	22	
	Band Edge - L	
	U-NII-2A_5.15-5.25_802.11ac VHT20_CH60_5300MHz	
ANT	1+2 (CDD)	
Pol.	Horizontal	Fundamental
Peak	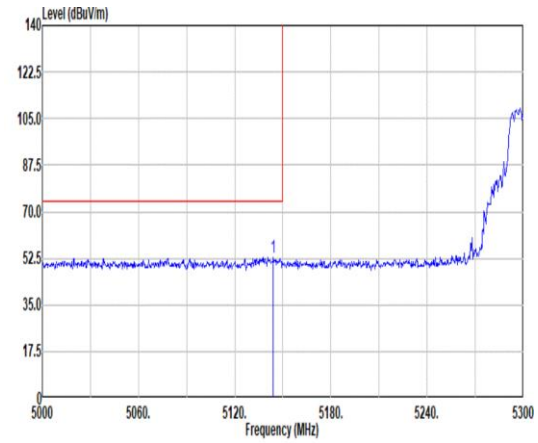 Site : 03CH11-HY Condition: PEAK_BE_74 3m 9120D_01620_240828 HORIZONTAL : RBW:1000.000kHz VBW:3000.000kHz SWT:Auto Freq Level Limit Line Margin Read Level Ant Factor Cable Loss Preamp Factor Aux Factor APos TPos Remark MHz dBuV/m dBuV/m dB dBuV dB/m dB dB dB cm deg 1 5144.00 52.76 74.00 -21.24 42.09 33.18 10.36 32.87 0.00 100 11 PEAK	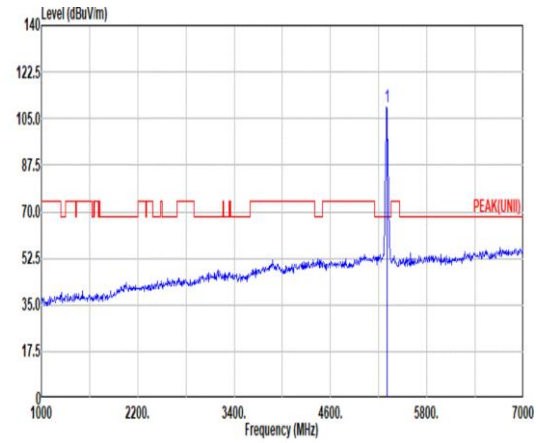 Site : 03CH11-HY Condition: PEAK(UNII) 3m 9120D_01620_240828 HORIZONTAL : RBW:1000.000kHz VBW:3000.000kHz SWT:Auto Freq Level Limit Line Margin Read Level Ant Factor Cable Loss Preamp Factor Aux Factor APos TPos Remark MHz dBuV/m dBuV/m dB dBuV dB/m dB dB dB cm deg 1 5300.00 109.57 ------ ------ 99.05 32.91 10.47 32.86 0.00 100 11 PEAK
Avg	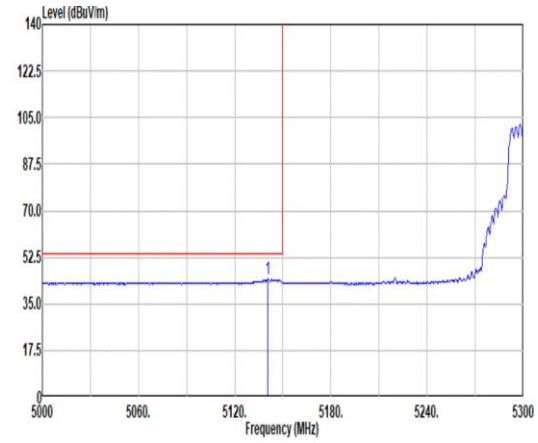 Site : 03CH11-HY Condition: AVG_BE_54 3m 9120D_01620_240828 HORIZONTAL : RBW:1000.000kHz VBW:1.000kHz SWT:Auto Freq Level Limit Line Margin Read Level Ant Factor Cable Loss Preamp Factor Aux Factor APos TPos Remark MHz dBuV/m dBuV/m dB dBuV dB/m dB dB dB cm deg 1 5140.70 44.32 54.00 -9.68 33.67 33.16 10.36 32.87 0.00 100 11 AVERAGE	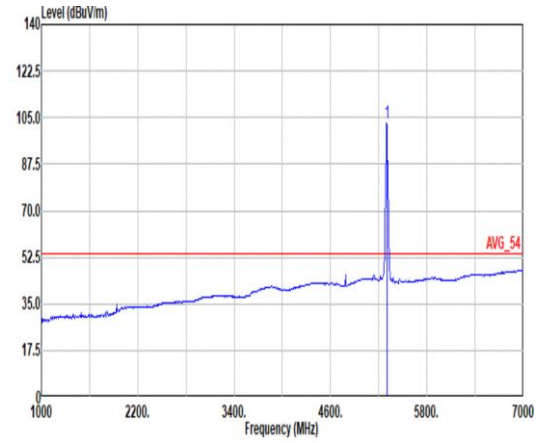 Site : 03CH11-HY Condition: AVG_54 3m 9120D_01620_240828 HORIZONTAL : RBW:1000.000kHz VBW:1.000kHz SWT:Auto Freq Level Limit Line Margin Read Level Ant Factor Cable Loss Preamp Factor Aux Factor APos TPos Remark MHz dBuV/m dBuV/m dB dBuV dB/m dB dB dB cm deg 1 5300.00 102.98 ------ ------ 92.46 32.90 10.48 32.86 0.00 100 11 AVERAGE

Mode	22	
	Band Edge - R	
	U-NII-2A_5.15-5.25_802.11ac VHT20_CH60_5300MHz	
ANT	1+2 (CDD)	
Pol.	Horizontal	Fundamental
Peak	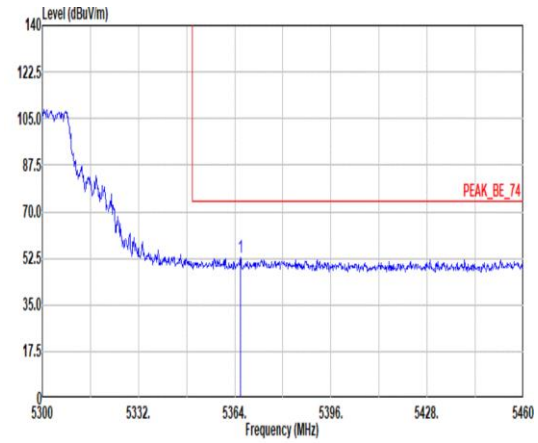 Site : 03CH11-HY Condition: PEAK_BE_74 3m 9120D_01620_240828 HORIZONTAL : RBW:1000.000kHz VBW:3000.000kHz SWT:Auto Freq Level Limit Line Margin Read Level Ant Factor Cable Loss Preamp Factor Aux Factor APos TPos Remark MHz dBuV/m dBuV/m dB dBuV dB/m dB dB dB cm deg 1 5365.92 52.63 74.00 -21.37 42.09 32.87 10.52 32.85 0.00 100 11 PEAK	Blank
Avg	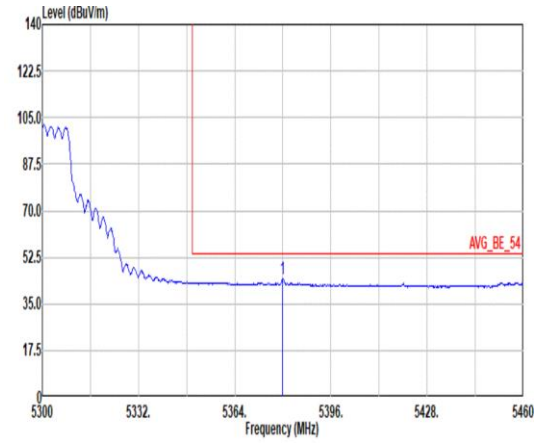 Site : 03CH11-HY Condition: AVG_BE_54 3m 9120D_01620_240828 HORIZONTAL : RBW:1000.000kHz VBW:1.000kHz SWT:Auto Freq Level Limit Line Margin Read Level Ant Factor Cable Loss Preamp Factor Aux Factor APos TPos Remark MHz dBuV/m dBuV/m dB dBuV dB/m dB dB dB cm deg 1 5380.00 44.38 54.00 -9.62 33.86 32.84 10.53 32.85 0.00 100 11 AVERAGE	Blank

Mode	22	
	Band Edge - L	
	U-NII-2A_5.15-5.25_802.11ac VHT20_CH60_5300MHz	
ANT	1+2 (CDD)	
Pol.	Vertical	Fundamental
Peak	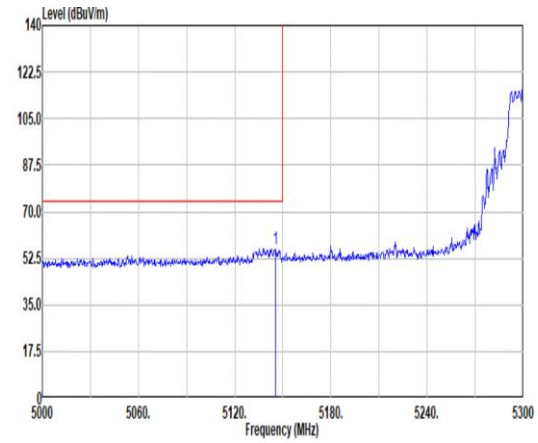 Site : 03CH11-HY Condition: PEAK_BE_74 3m 9120D_01620_240828 VERTICAL : RBW:1000.000kHz VBW:3000.000kHz SWT:Auto Freq Level Limit Line Margin Read Level Ant Factor Cable Loss Preamp Factor Aux Factor APos TPos Remark MHz dBuV/m dBuV/m dB dBuV dB/m dB dB dB cm deg 1 5145.20 56.26 74.00 -17.74 45.59 33.18 10.36 32.87 0.00 111 4 PEAK	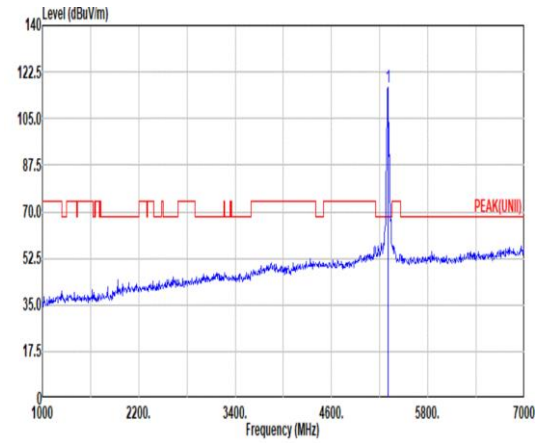 Site : 03CH11-HY Condition: PEAK(UNII) 3m 9120D_01620_240828 VERTICAL : RBW:1000.000kHz VBW:3000.000kHz SWT:Auto Freq Level Limit Line Margin Read Level Ant Factor Cable Loss Preamp Factor Aux Factor APos TPos Remark MHz dBuV/m dBuV/m dB dBuV dB/m dB dB dB cm deg 1 5300.00 116.95 ------ ------ 106.43 32.90 10.48 32.86 0.00 111 4 PEAK
Avg	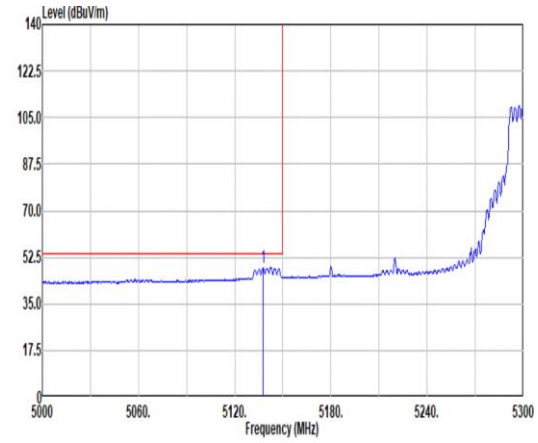 Site : 03CH11-HY Condition: AVG_BE_54 3m 9120D_01620_240828 VERTICAL : RBW:1000.000kHz VBW:1.000kHz SWT:Auto Freq Level Limit Line Margin Read Level Ant Factor Cable Loss Preamp Factor Aux Factor APos TPos Remark MHz dBuV/m dBuV/m dB dBuV dB/m dB dB dB cm deg 1 5137.70 48.67 54.00 -5.33 38.03 33.15 10.36 32.87 0.00 111 4 AVERAGE	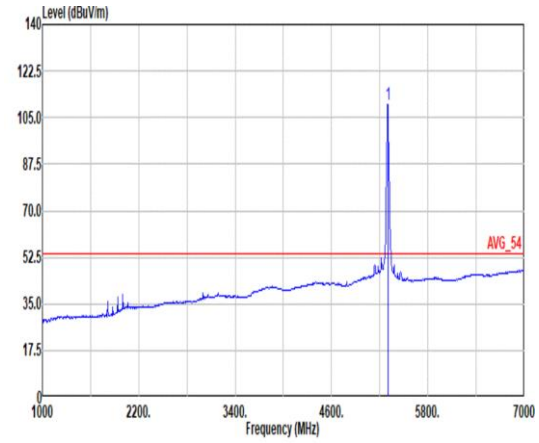 Site : 03CH11-HY Condition: AVG_54 3m 9120D_01620_240828 VERTICAL : RBW:1000.000kHz VBW:1.000kHz SWT:Auto Freq Level Limit Line Margin Read Level Ant Factor Cable Loss Preamp Factor Aux Factor APos TPos Remark MHz dBuV/m dBuV/m dB dBuV dB/m dB dB dB cm deg 1 5300.00 109.89 ------ ------ 99.37 32.90 10.48 32.86 0.00 111 4 AVERAGE

Mode	22	
	Band Edge - R	
	U-NII-2A_5.15-5.25_802.11ac VHT20_CH60_5300MHz	
ANT	1+2 (CDD)	
Pol.	Vertical	Fundamental
Peak	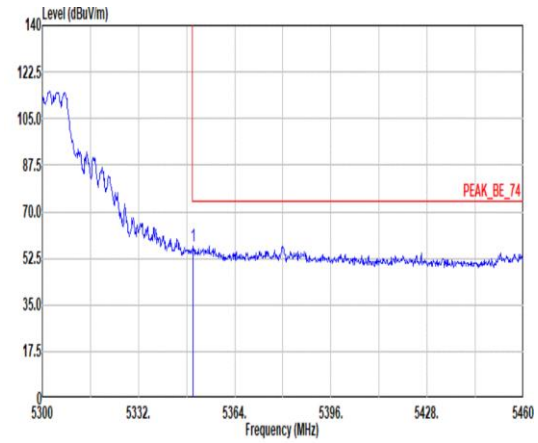 Site : 03CH11-HY Condition: PEAK_BE_74 3m 9120D_01620_240828 VERTICAL : RBW:1000.000kHz VBW:3000.000kHz SWT:Auto Freq Level Limit Line Margin Read Level Ant Factor Cable Loss Preamp Factor Aux Factor APos TPos Remark MHz dBuV/m dBuV/m dB dBuV dB/m dB dB dB cm deg 1 5350.24 57.15 74.00 -16.85 46.59 32.90 10.51 32.85 0.00 111 4 PEAK	Blank
Avg	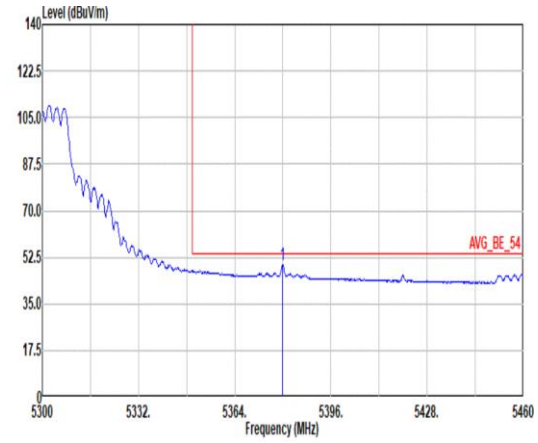 Site : 03CH11-HY Condition: AVG_BE_54 3m 9120D_01620_240828 VERTICAL : RBW:1000.000kHz VBW:1.000kHz SWT:Auto Freq Level Limit Line Margin Read Level Ant Factor Cable Loss Preamp Factor Aux Factor APos TPos Remark MHz dBuV/m dBuV/m dB dBuV dB/m dB dB dB cm deg 1 5380.00 49.75 54.00 -4.25 39.23 32.84 10.53 32.85 0.00 111 4 AVERAGE	Blank

Mode	22	
	Harmonic	
	U-NII-2A_5.15-5.25_802.11ac VHT20_CH60_5300MHz	
ANT	1+2 (CDD)	
Pol.	Horizontal	Vertical
Peak Avg	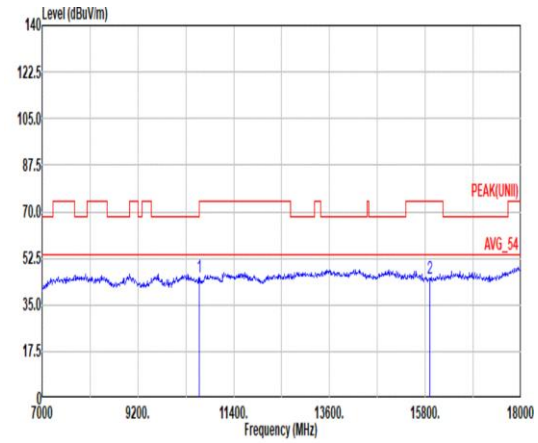 Site : 03CH11-HY Condition: PEAK(UNII) 3m 9120D_01620_240828 HORIZONTAL Freq Level Limit Line Margin Read Level Ant Factor Cable Loss Preamp Factor Aux Factor APos TPos Remark MHz dBuV/m dBuV/m dB dBuV dB/m dB dB dB cm deg 1 10600.00 45.22 74.00 -28.78 49.21 39.00 17.61 60.93 0.33 -- -- PEAK 2 15900.00 45.00 74.00 -29.00 46.56 37.80 21.76 61.44 0.32 -- -- PEAK	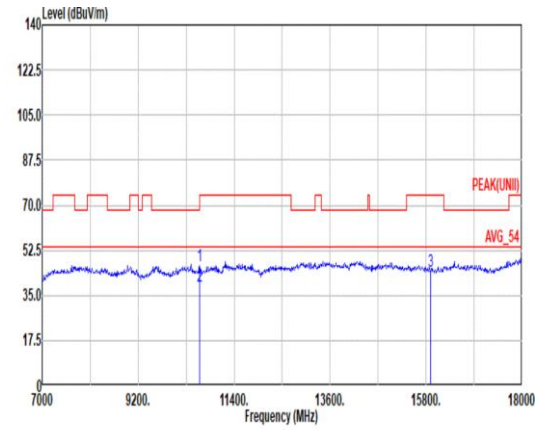 Site : 03CH11-HY Condition: PEAK(UNII) 3m 9120D_01620_240828 VERTICAL Freq Level Limit Line Margin Read Level Ant Factor Cable Loss Preamp Factor Aux Factor APos TPos Remark MHz dBuV/m dBuV/m dB dBuV dB/m dB dB dB cm deg 1 10600.00 46.64 74.00 -27.36 50.63 39.00 17.61 60.93 0.33 200 63 PEAK 2 10600.00 38.59 54.00 -15.41 42.58 39.00 17.61 60.93 0.33 200 63 AVERAGE 3 15900.00 44.32 74.00 -29.68 45.88 37.80 21.76 61.44 0.32 -- -- PEAK

Mode	22	
	Harmonic	
	U-NII-2A_5.15-5.25_802.11ac VHT20_CH60_5300MHz	
ANT	1+2 (CDD)	
Pol.	Horizontal	Vertical
14.47G ~14.5G Avg	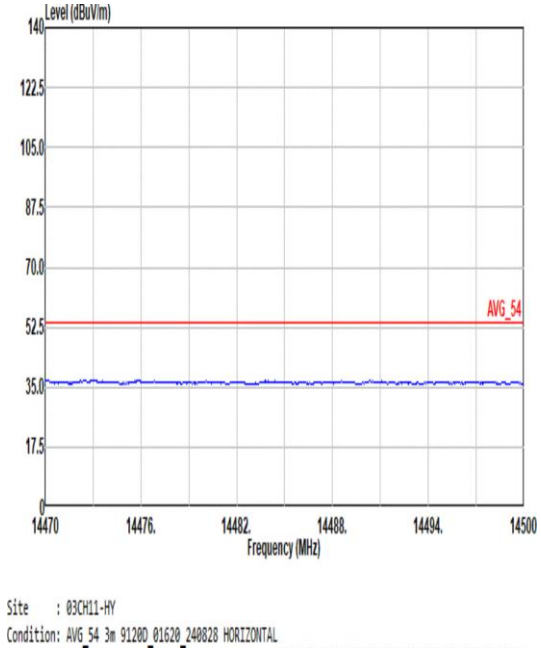	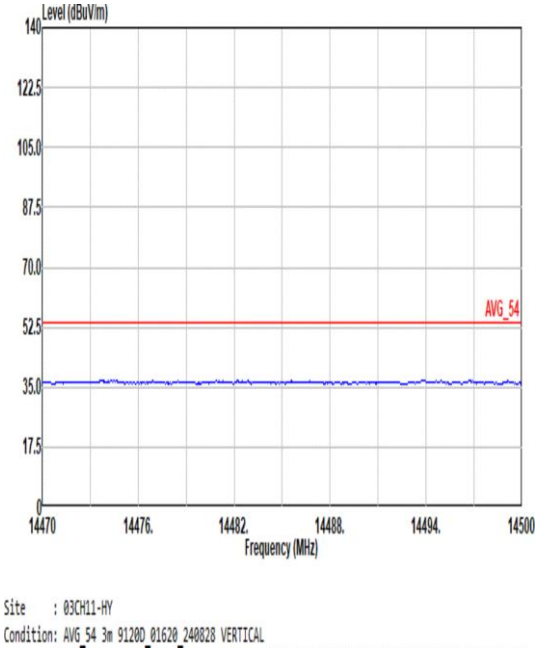
17.7G ~18G Avg	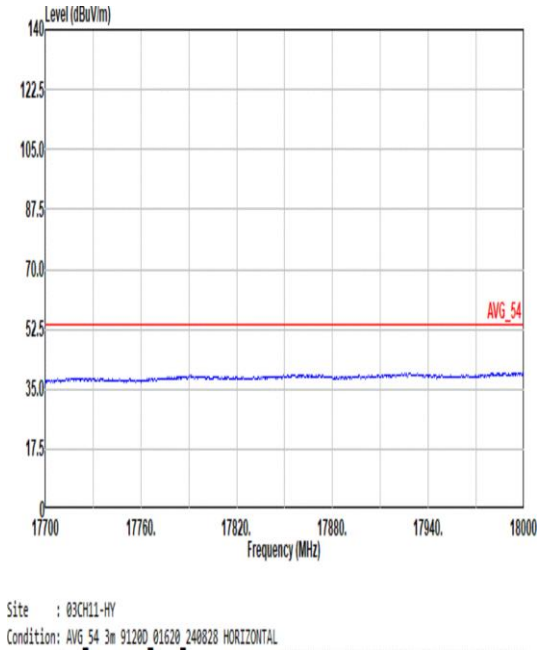	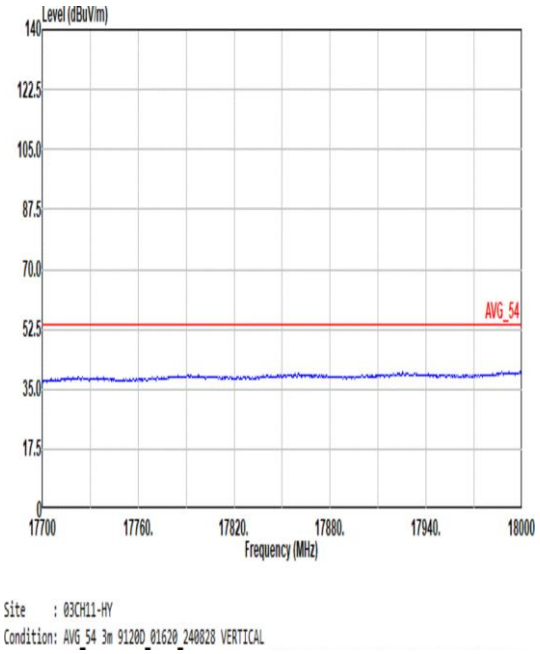

Mode	23	
	Band Edge	
	U-NII-2A_5.15-5.25_802.11ac VHT20_CH64_5320MHz	
ANT	1+2 (CDD)	
Pol.	Horizontal	Fundamental
Peak	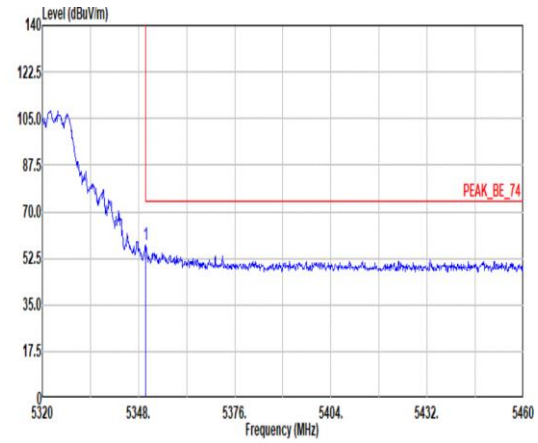 Site : 03CH11-HY Condition: PEAK_BE_74 3m 9120D_01620_240828 HORIZONTAL : RBW:1000.000kHz VBW:3000.000kHz SWT:Auto Freq Level Limit Line Margin Read Level Ant Factor Cable Loss Preamp Factor Aux Factor APos TPos Remark MHz dBuV/m dBuV/m dB dBuV dB/m dB dB dB cm deg 1 5350.10 57.63 74.00 -16.37 47.07 32.90 10.51 32.85 0.00 356 221 PEAK	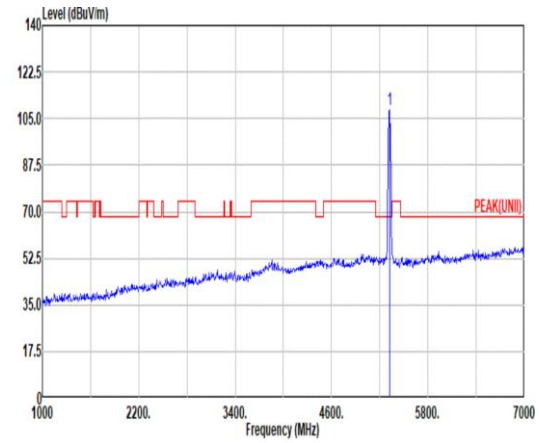 Site : 03CH11-HY Condition: PEAK(UNII) 3m 9120D_01620_240828 HORIZONTAL : RBW:1000.000kHz VBW:3000.000kHz SWT:Auto Freq Level Limit Line Margin Read Level Ant Factor Cable Loss Preamp Factor Aux Factor APos TPos Remark MHz dBuV/m dBuV/m dB dBuV dB/m dB dB dB cm deg 1 5320.00 108.13 ------ ------ 97.59 32.90 10.49 32.85 0.00 356 221 PEAK
Avg	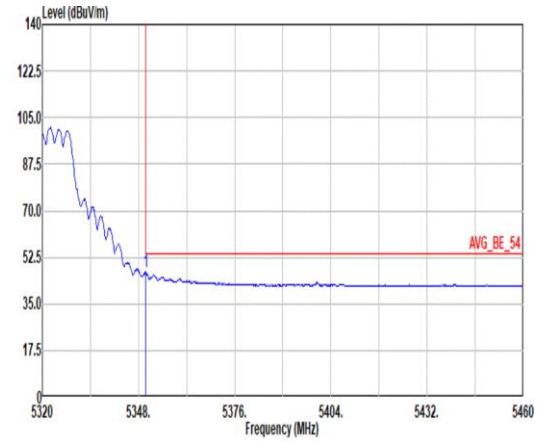 Site : 03CH11-HY Condition: AVG_BE_54 3m 9120D_01620_240828 HORIZONTAL : RBW:1000.000kHz VBW:1.000kHz SWT:Auto Freq Level Limit Line Margin Read Level Ant Factor Cable Loss Preamp Factor Aux Factor APos TPos Remark MHz dBuV/m dBuV/m dB dBuV dB/m dB dB dB cm deg 1 5350.10 47.01 54.00 -6.99 36.45 32.90 10.51 32.85 0.00 356 221 AVERAGE	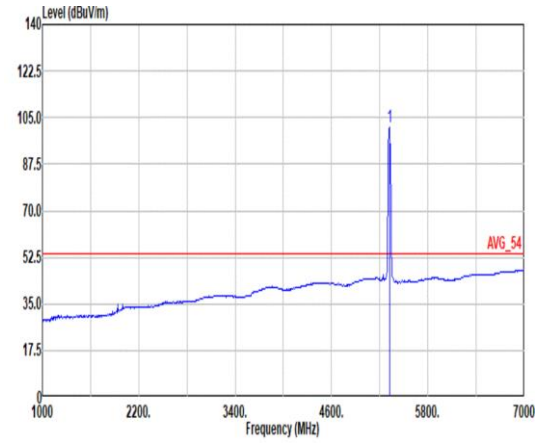 Site : 03CH11-HY Condition: AVG_54 3m 9120D_01620_240828 HORIZONTAL : RBW:1000.000kHz VBW:1.000kHz SWT:Auto Freq Level Limit Line Margin Read Level Ant Factor Cable Loss Preamp Factor Aux Factor APos TPos Remark MHz dBuV/m dBuV/m dB dBuV dB/m dB dB dB cm deg 1 5320.00 101.70 ------ ------ 91.16 32.90 10.49 32.85 0.00 356 221 AVERAGE

Mode	23	
	Band Edge	
	U-NII-2A_5.15-5.25_802.11ac VHT20_CH64_5320MHz	
ANT	1+2 (CDD)	
Pol.	Vertical	Fundamental
Peak	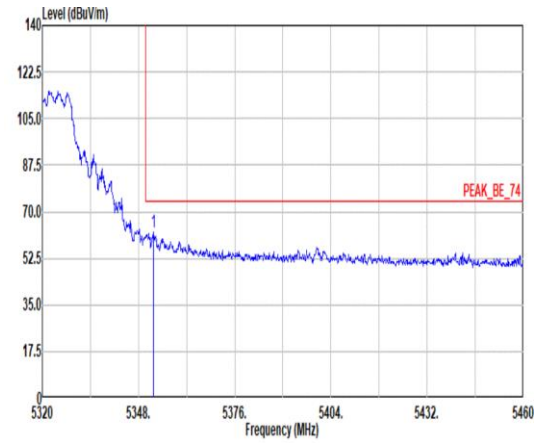 Site : 03CH11-HY Condition: PEAK_BE_74 3m 9120D_01620_240828 VERTICAL : RBW:1000.000kHz VBW:3000.000kHz SWT:Auto Freq Level Limit Line Margin Read Level Ant Factor Cable Loss Preamp Factor Aux Factor APos TPos Remark MHz dBuV/m dBuV/m dB dBuV dB/m dB dB dB cm deg 1 5352.34 62.23 74.00 -11.77 51.67 32.90 10.51 32.85 0.00 100 5 PEAK	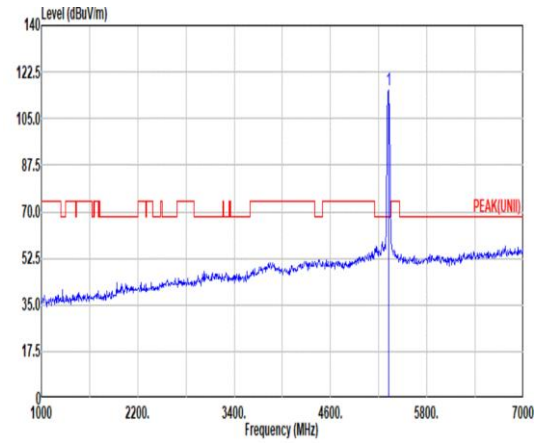 Site : 03CH11-HY Condition: PEAK(UNII) 3m 9120D_01620_240828 VERTICAL : RBW:1000.000kHz VBW:3000.000kHz SWT:Auto Freq Level Limit Line Margin Read Level Ant Factor Cable Loss Preamp Factor Aux Factor APos TPos Remark MHz dBuV/m dBuV/m dB dBuV dB/m dB dB dB cm deg 1 5320.00 115.71 ------ ------ 105.17 32.90 10.49 32.85 0.00 100 5 PEAK
Avg	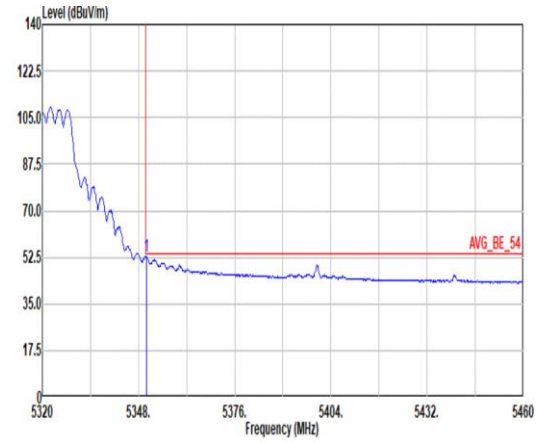 Site : 03CH11-HY Condition: AVG_BE_54 3m 9120D_01620_240828 VERTICAL : RBW:1000.000kHz VBW:1.000kHz SWT:Auto Freq Level Limit Line Margin Read Level Ant Factor Cable Loss Preamp Factor Aux Factor APos TPos Remark MHz dBuV/m dBuV/m dB dBuV dB/m dB dB dB cm deg 1 5350.38 52.94 54.00 -1.06 42.38 32.90 10.51 32.85 0.00 100 5 AVERAGE	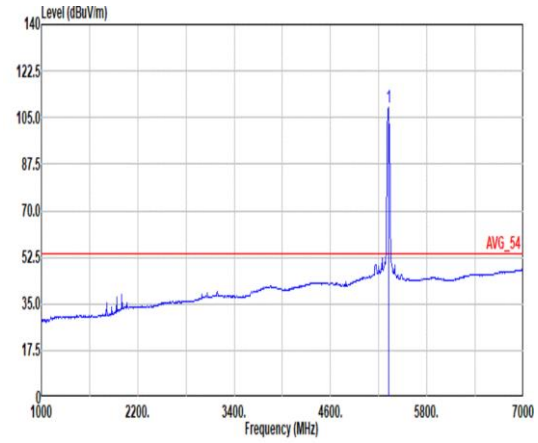 Site : 03CH11-HY Condition: AVG_54 3m 9120D_01620_240828 VERTICAL : RBW:1000.000kHz VBW:1.000kHz SWT:Auto Freq Level Limit Line Margin Read Level Ant Factor Cable Loss Preamp Factor Aux Factor APos TPos Remark MHz dBuV/m dBuV/m dB dBuV dB/m dB dB dB cm deg 1 5320.00 108.99 ------ ------ 98.45 32.90 10.49 32.85 0.00 100 5 AVERAGE

Mode	23	
	Harmonic	
	U-NII-2A_5.15-5.25_802.11ac VHT20_CH64_5320MHz	
ANT	1+2 (CDD)	
Pol.	Horizontal	Vertical
Peak Avg	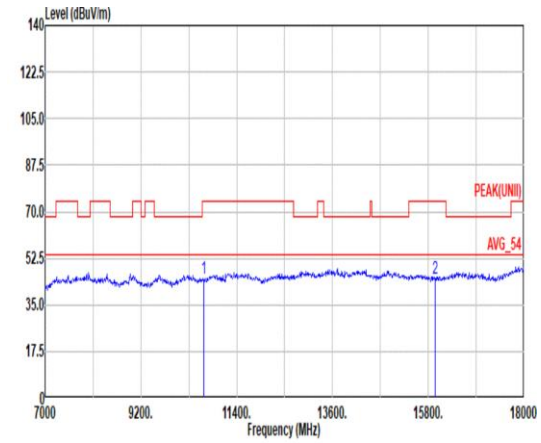 Site : 03CH11-HY Condition: PEAK(UNII) 3m 9120D_01620_240828 HORIZONTAL Freq Level Limit Line Margin Read Level Ant Factor Cable Loss Preamp Factor Aux Factor APos TPos Remark MHz dBuV/m dBuV/m dB dBuV dB/m dB dB dB cm deg 1 10640.00 45.07 74.00 -28.93 49.04 39.08 17.62 61.00 0.33 -- -- PEAK 2 15960.00 45.03 74.00 -28.97 46.74 37.46 21.79 61.28 0.32 -- -- PEAK	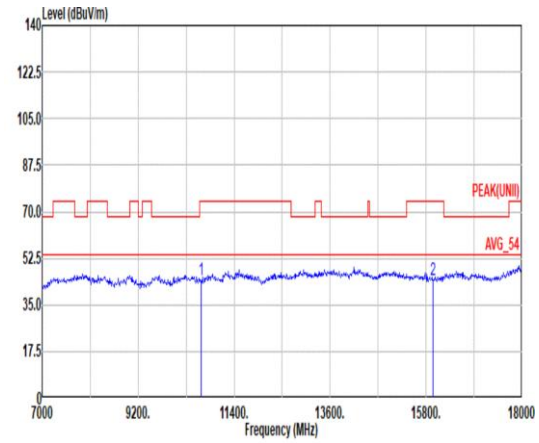 Site : 03CH11-HY Condition: PEAK(UNII) 3m 9120D_01620_240828 VERTICAL Freq Level Limit Line Margin Read Level Ant Factor Cable Loss Preamp Factor Aux Factor APos TPos Remark MHz dBuV/m dBuV/m dB dBuV dB/m dB dB dB cm deg 1 10640.00 44.19 74.00 -29.81 48.16 39.08 17.62 61.00 0.33 -- -- PEAK 2 15960.00 44.55 74.00 -29.45 46.26 37.46 21.79 61.28 0.32 -- -- PEAK

Mode	23	
	Harmonic	
	U-NII-2A_5.15-5.25_802.11ac VHT20_CH64_5320MHz	
ANT	1+2 (CDD)	
Pol.	Horizontal	Vertical
14.47G ~14.5G Avg	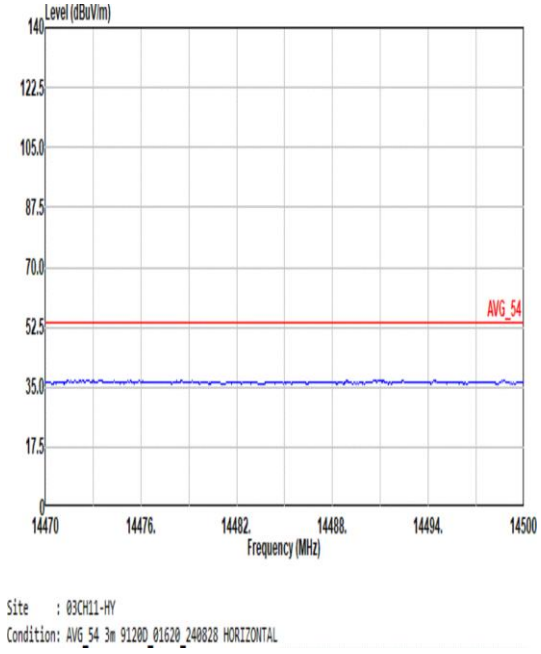	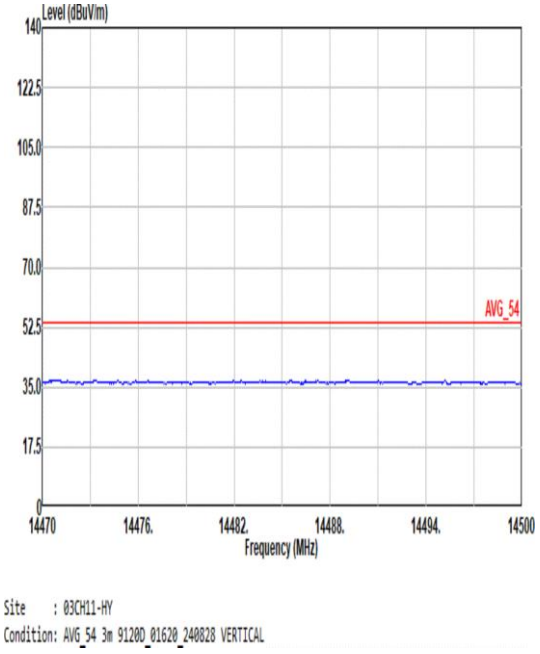
17.7G ~18G Avg	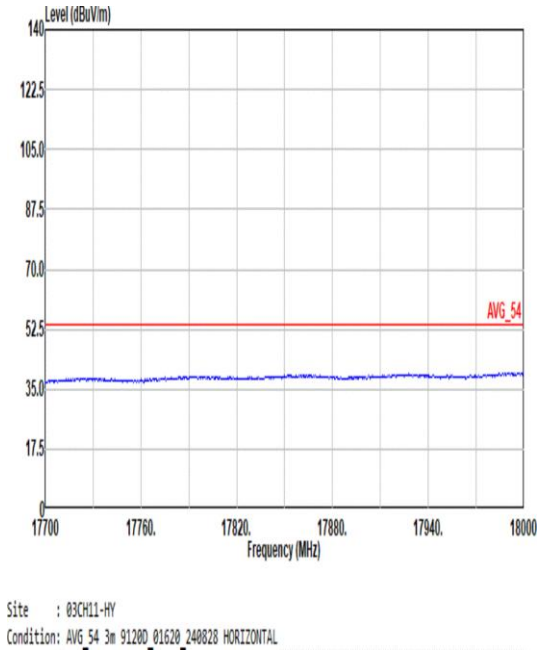	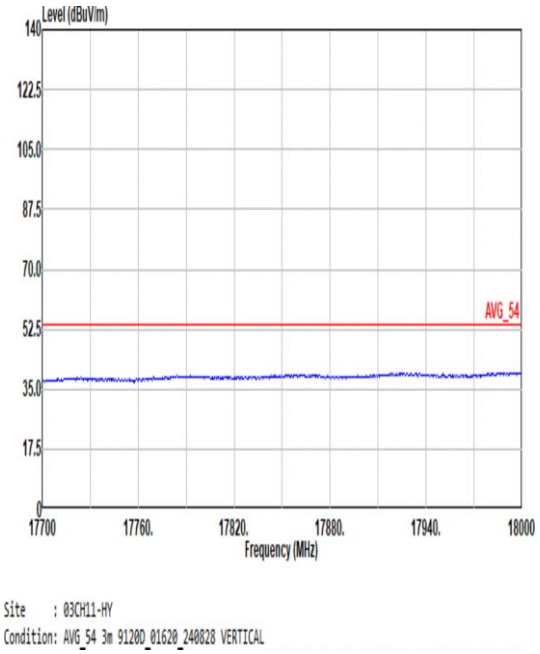

Mode	24	
	Band Edge - L	
	U-NII-2A_5.15-5.25_802.11ac VHT40_CH54_5270MHz	
ANT	1+2 (CDD)	
Pol.	Horizontal	Fundamental
Peak	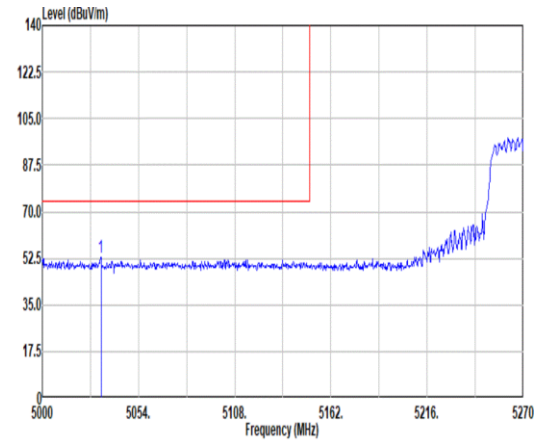 Site : 03CH11-HY Condition: PEAK_BE_74 3m 9120D_01620_240828 HORIZONTAL : RBW:1000.000kHz VBW:3000.000kHz SWT:Auto Freq Level Limit Line Margin Read Level Ant Factor Cable Loss Preamp Factor Aux Factor APos TPos Remark MHz dBuV/m dBuV/m dB dBuV dB/m dB dB dB cm deg 1 5032.94 53.03 74.00 -20.97 42.67 32.97 10.27 32.88 0.00 100 341 PEAK	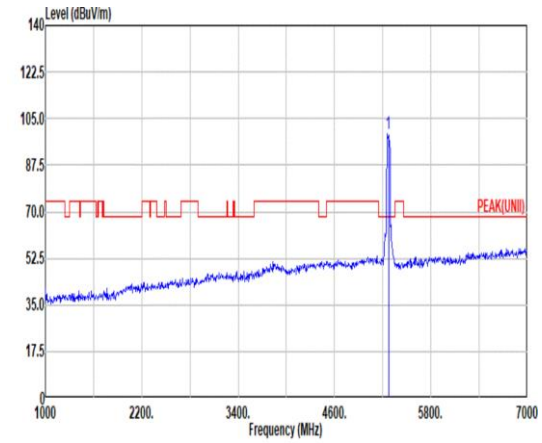 Site : 03CH11-HY Condition: PEAK(UNII) 3m 9120D_01620_240828 HORIZONTAL : RBW:1000.000kHz VBW:3000.000kHz SWT:Auto Freq Level Limit Line Margin Read Level Ant Factor Cable Loss Preamp Factor Aux Factor APos TPos Remark MHz dBuV/m dBuV/m dB dBuV dB/m dB dB dB cm deg 1 5270.00 99.22 ------ ------ 88.65 32.98 10.45 32.86 0.00 100 341 PEAK
Avg	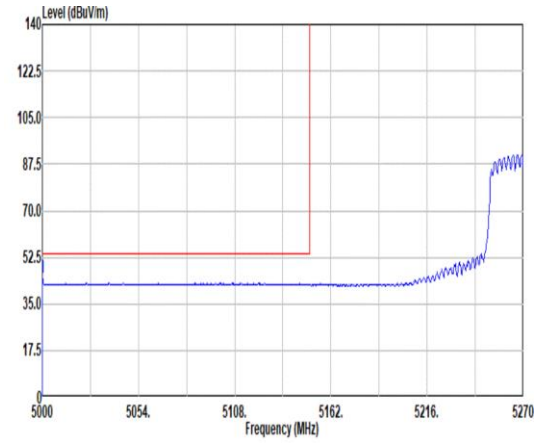 Site : 03CH11-HY Condition: AVG_BE_54 3m 9120D_01620_240828 HORIZONTAL : RBW:1000.000kHz VBW:1.000kHz SWT:Auto Freq Level Limit Line Margin Read Level Ant Factor Cable Loss Preamp Factor Aux Factor APos TPos Remark MHz dBuV/m dBuV/m dB dBuV dB/m dB dB dB cm deg 1 5000.00 44.85 54.00 -9.15 34.39 33.10 10.24 32.88 0.00 100 341 AVERAGE	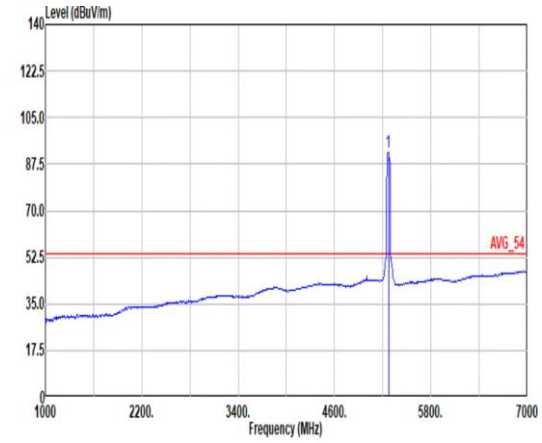 Site : 03CH11-HY Condition: AVG_54 3m 9120D_01620_240828 HORIZONTAL : RBW:1000.000kHz VBW:1.000kHz SWT:Auto Freq Level Limit Line Margin Read Level Ant Factor Cable Loss Preamp Factor Aux Factor APos TPos Remark MHz dBuV/m dBuV/m dB dBuV dB/m dB dB dB cm deg 1 5270.00 92.04 ------ ------ 81.48 32.96 10.46 32.86 0.00 100 341 AVERAGE

Mode	24	
	Band Edge - R	
	U-NII-2A_5.15-5.25_802.11ac VHT40_CH54_5270MHz	
ANT	1+2 (CDD)	
Pol.	Horizontal	Fundamental
Peak	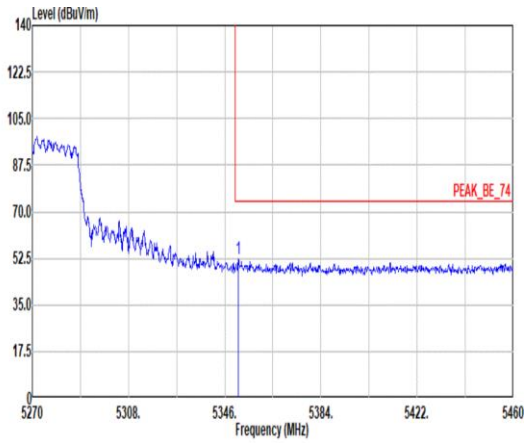 Site : 03CH11-HY Condition: PEAK_BE_74 3m 9120D_01620_240828 HORIZONTAL : RBW:1000.000kHz VBW:3000.000kHz SWT:Auto Limit Read Ant Cable Preamp Aux APos TPos Freq Level Line Margin Level Factor Loss Factor Factor Remark MHz dBuV/m dBuV/m dB dBuV dB/m dB dB dB cm deg 1 5351.32 52.04 74.00 -21.96 41.48 32.90 10.51 32.85 0.00 100 341 PEAK	Blank
Avg	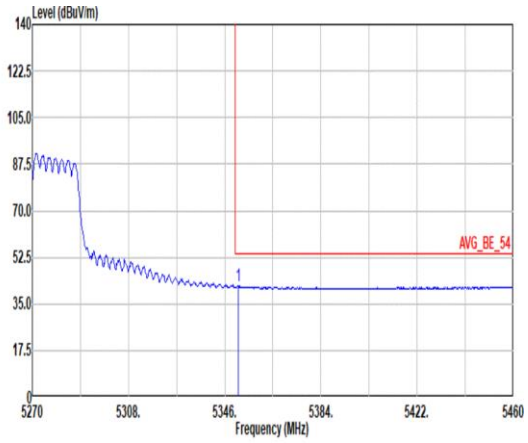 Site : 03CH11-HY Condition: AVG_BE_54 3m 9120D_01620_240828 HORIZONTAL : RBW:1000.000kHz VBW:1.000kHz SWT:Auto Limit Read Ant Cable Preamp Aux APos TPos Freq Level Line Margin Level Factor Loss Factor Factor Remark MHz dBuV/m dBuV/m dB dBuV dB/m dB dB dB cm deg 1 5351.32 41.67 54.00 -12.33 31.11 32.90 10.51 32.85 0.00 100 341 AVERAGE	Blank

Mode	24	
	Band Edge - L	
	U-NII-2A_5.15-5.25_802.11ac VHT40_CH54_5270MHz	
ANT	1+2 (CDD)	
Pol.	Vertical	Fundamental
Peak	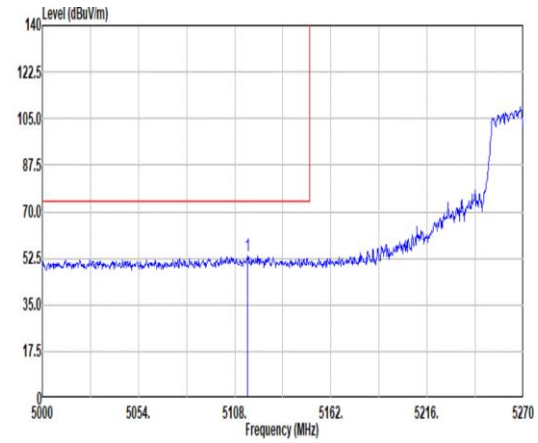 Site : 03CH11-HY Condition: PEAK_BE_74 3m 9120D_01620_240828 VERTICAL : RBW:1000.000kHz VBW:3000.000kHz SWT:Auto Freq Level Limit Line Margin Read Level Ant Factor Cable Loss Preamp Factor Aux Factor APos TPos Remark MHz dBuV/m dBuV/m dB dBuV dB/m dB dB dB cm deg 1 5115.02 53.50 74.00 -20.50 42.97 33.06 10.34 32.87 0.00 150 0 PEAK	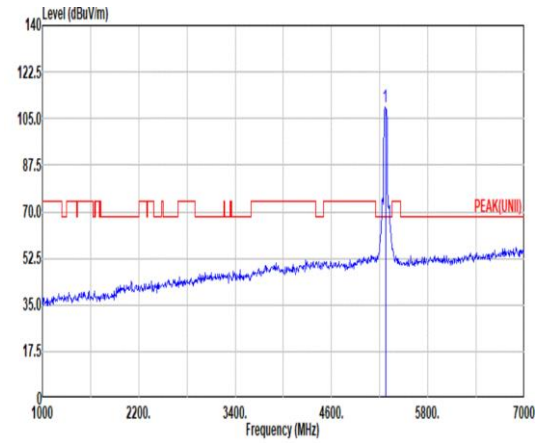 Site : 03CH11-HY Condition: PEAK(UNII) 3m 9120D_01620_240828 VERTICAL : RBW:1000.000kHz VBW:3000.000kHz SWT:Auto Freq Level Limit Line Margin Read Level Ant Factor Cable Loss Preamp Factor Aux Factor APos TPos Remark MHz dBuV/m dBuV/m dB dBuV dB/m dB dB dB cm deg 1 5270.00 109.61 ------ ------ 99.05 32.97 10.45 32.86 0.00 150 0 PEAK
Avg	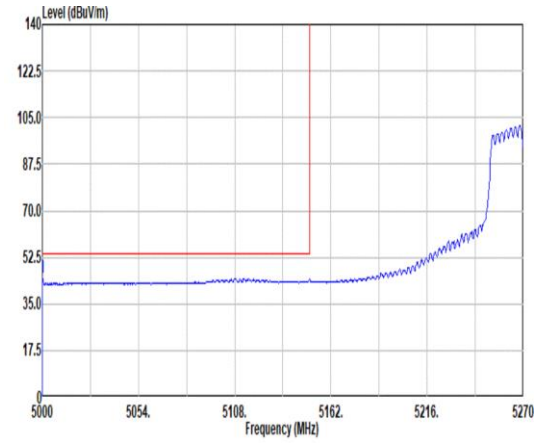 Site : 03CH11-HY Condition: AVG_BE_54 3m 9120D_01620_240828 VERTICAL : RBW:1000.000kHz VBW:1.000kHz SWT:Auto Freq Level Limit Line Margin Read Level Ant Factor Cable Loss Preamp Factor Aux Factor APos TPos Remark MHz dBuV/m dBuV/m dB dBuV dB/m dB dB dB cm deg 1 5000.00 44.96 54.00 -9.04 34.50 33.10 10.24 32.88 0.00 150 0 AVERAGE	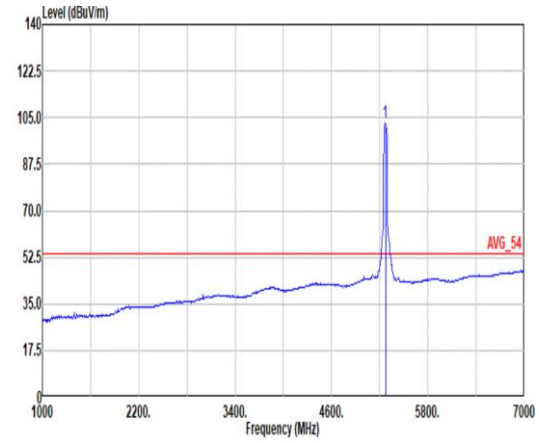 Site : 03CH11-HY Condition: AVG_54 3m 9120D_01620_240828 VERTICAL : RBW:1000.000kHz VBW:1.000kHz SWT:Auto Freq Level Limit Line Margin Read Level Ant Factor Cable Loss Preamp Factor Aux Factor APos TPos Remark MHz dBuV/m dBuV/m dB dBuV dB/m dB dB dB cm deg 1 5270.00 103.04 ------ ------ 92.48 32.97 10.45 32.86 0.00 150 0 AVERAGE

Mode	24	
	Band Edge - R	
	U-NII-2A_5.15-5.25_802.11ac VHT40_CH54_5270MHz	
ANT	1+2 (CDD)	
Pol.	Vertical	Fundamental
Peak	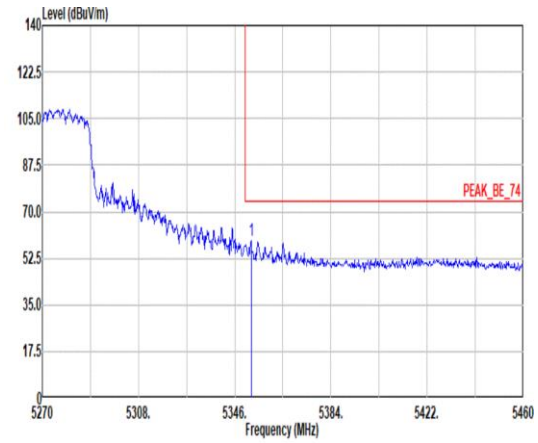 Site : 03CH11-HY Condition: PEAK_BE_74 3m 9120D_01620_240828 VERTICAL : RBW:1000.000kHz VBW:3000.000kHz SWT:Auto Limit Read Ant Cable Preamp Aux APos TPos Freq Level Line Margin Level Factor Loss Factor Factor Remark MHz dBuV/m dBuV/m dB dBuV dB/m dB dB dB cm deg 1 5352.46 59.11 74.00 -14.89 48.55 32.90 10.51 32.85 0.00 150 0 PEAK	Blank
Avg	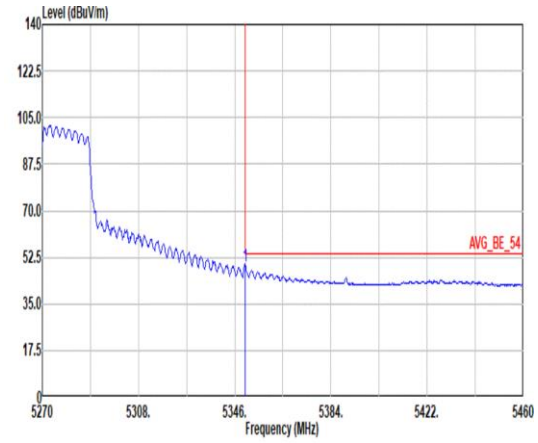 Site : 03CH11-HY Condition: AVG_BE_54 3m 9120D_01620_240828 VERTICAL : RBW:1000.000kHz VBW:1.000kHz SWT:Auto Limit Read Ant Cable Preamp Aux APos TPos Freq Level Line Margin Level Factor Loss Factor Factor Remark MHz dBuV/m dBuV/m dB dBuV dB/m dB dB dB cm deg 1 5350.18 49.37 54.00 -4.63 38.81 32.90 10.51 32.85 0.00 150 0 AVERAGE	Blank

Mode	25	
	Band Edge - L	
	U-NII-2A_5.15-5.25_802.11ac VHT40_CH62_5310MHz	
ANT	1+2 (CDD)	
Pol.	Horizontal	Fundamental
Peak	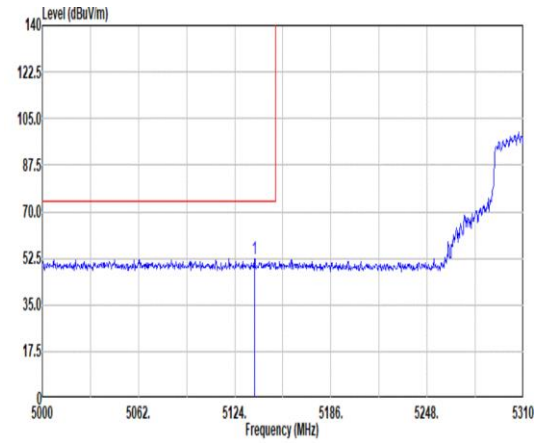 Site : 03CH11-HY Condition: PEAK_BE_74 3m 9120D_01620_240828 HORIZONTAL : RBW:1000.000kHz VBW:3000.000kHz SWT:Auto Freq Level Limit Line Margin Read Level Ant Factor Cable Loss Preamp Factor Aux Factor APos TPos Remark MHz dBuV/m dBuV/m dB dBuV dB/m dB dB dB cm deg 1 5136.71 52.52 74.00 -21.48 41.88 33.15 10.36 32.87 0.00 398 280 PEAK	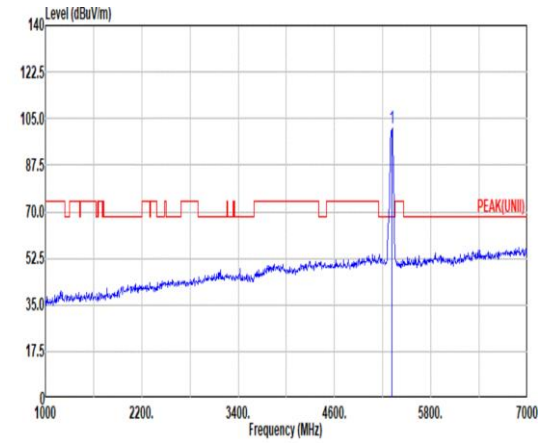 Site : 03CH11-HY Condition: PEAK(UNII) 3m 9120D_01620_240828 HORIZONTAL : RBW:1000.000kHz VBW:3000.000kHz SWT:Auto Freq Level Limit Line Margin Read Level Ant Factor Cable Loss Preamp Factor Aux Factor APos TPos Remark MHz dBuV/m dBuV/m dB dBuV dB/m dB dB dB cm deg 1 5310.00 101.32 ------ ------ 90.78 32.90 10.49 32.85 0.00 398 280 PEAK
Avg	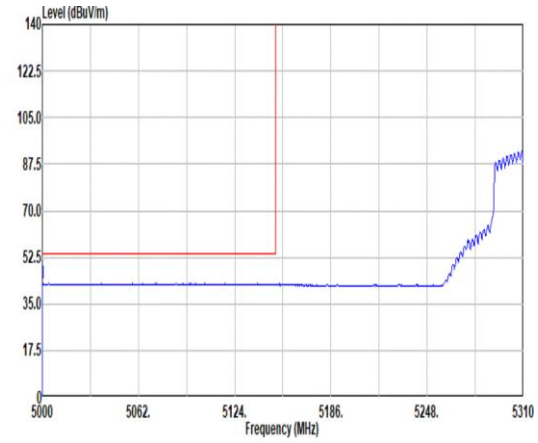 Site : 03CH11-HY Condition: AVG_BE_54 3m 9120D_01620_240828 HORIZONTAL : RBW:1000.000kHz VBW:1.000kHz SWT:Auto Freq Level Limit Line Margin Read Level Ant Factor Cable Loss Preamp Factor Aux Factor APos TPos Remark MHz dBuV/m dBuV/m dB dBuV dB/m dB dB dB cm deg 1 5000.00 42.91 54.00 -11.09 32.45 33.10 10.24 32.88 0.00 398 280 AVERAGE	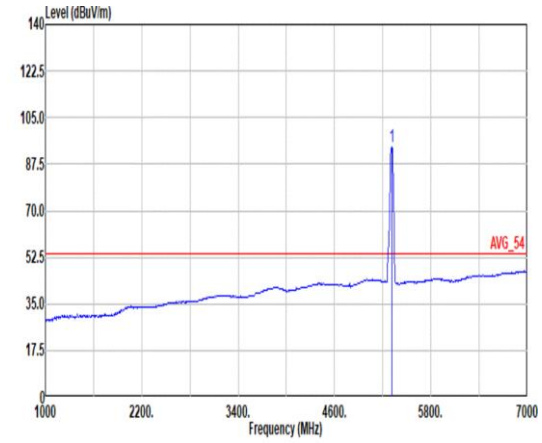 Site : 03CH11-HY Condition: AVG_54 3m 9120D_01620_240828 HORIZONTAL : RBW:1000.000kHz VBW:1.000kHz SWT:Auto Freq Level Limit Line Margin Read Level Ant Factor Cable Loss Preamp Factor Aux Factor APos TPos Remark MHz dBuV/m dBuV/m dB dBuV dB/m dB dB dB cm deg 1 5310.00 94.30 ------ ------ 83.77 32.90 10.48 32.85 0.00 398 280 AVERAGE

Mode	25	
	Band Edge - R	
	U-NII-2A_5.15-5.25_802.11ac VHT40_CH62_5310MHz	
ANT	1+2 (CDD)	
Pol.	Horizontal	Fundamental
Peak	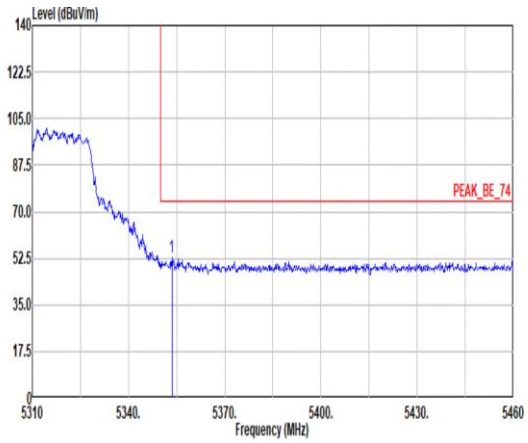 Site : 03CH11-HY Condition: PEAK_BE_74 3m 9120D_01620_240828 HORIZONTAL : RBW:1000.000kHz VBW:3000.000kHz SWT:Auto Freq Level Limit Line Margin Read Level Ant Factor Cable Loss Preamp Factor Aux Factor APos TPos Remark MHz dBuV/m dBuV/m dB dBuV dB/m dB dB dB cm deg 1 5353.50 52.80 74.00 -21.20 42.25 32.89 10.51 32.85 0.00 398 280 PEAK	Blank
Avg	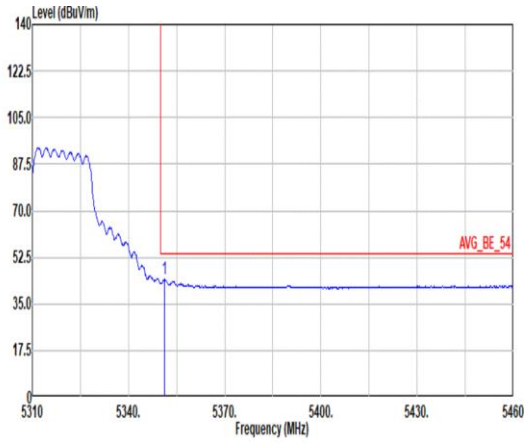 Site : 03CH11-HY Condition: AVG_BE_54 3m 9120D_01620_240828 HORIZONTAL : RBW:1000.000kHz VBW:1.000kHz SWT:Auto Freq Level Limit Line Margin Read Level Ant Factor Cable Loss Preamp Factor Aux Factor APos TPos Remark MHz dBuV/m dBuV/m dB dBuV dB/m dB dB dB cm deg 1 5351.25 44.15 54.00 -9.85 33.59 32.90 10.51 32.85 0.00 398 280 AVERAGE	Blank

Mode	25	
	Band Edge - L	
	U-NII-2A_5.15-5.25_802.11ac VHT40_CH62_5310MHz	
ANT	1+2 (CDD)	
Pol.	Vertical	Fundamental
Peak	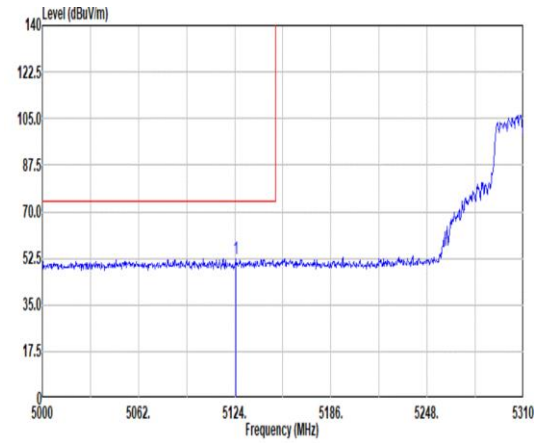 Site : 03CH11-HY Condition: PEAK_BE_74 3m 9120D_01620_240828 VERTICAL : RBW:1000.000kHz VBW:3000.000kHz SWT:Auto Freq Level Limit Line Margin Read Level Ant Factor Cable Loss Preamp Factor Aux Factor APos TPos Remark MHz dBuV/m dBuV/m dB dBuV dB/m dB dB dB cm deg 1 5124.93 52.41 74.00 -21.59 41.83 33.10 10.35 32.87 0.00 150 0 PEAK	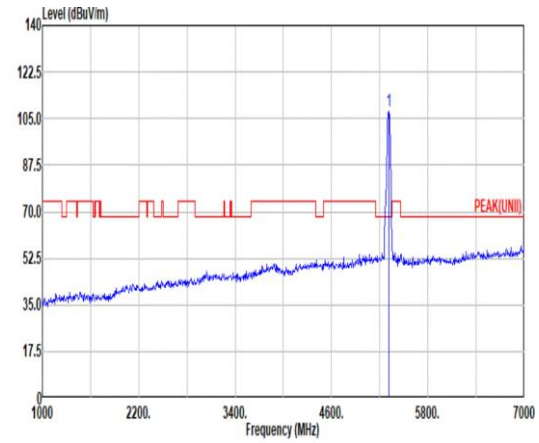 Site : 03CH11-HY Condition: PEAK(UNII) 3m 9120D_01620_240828 VERTICAL : RBW:1000.000kHz VBW:3000.000kHz SWT:Auto Freq Level Limit Line Margin Read Level Ant Factor Cable Loss Preamp Factor Aux Factor APos TPos Remark MHz dBuV/m dBuV/m dB dBuV dB/m dB dB dB cm deg 1 5310.00 107.64 ------ ------ 97.11 32.90 10.48 32.85 0.00 150 0 PEAK
Avg	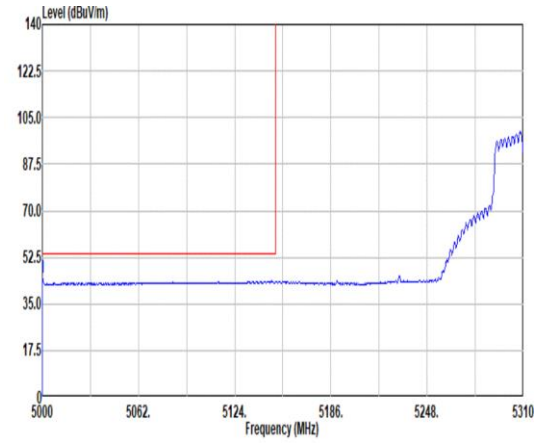 Site : 03CH11-HY Condition: AVG_BE_54 3m 9120D_01620_240828 VERTICAL : RBW:1000.000kHz VBW:1.000kHz SWT:Auto Freq Level Limit Line Margin Read Level Ant Factor Cable Loss Preamp Factor Aux Factor APos TPos Remark MHz dBuV/m dBuV/m dB dBuV dB/m dB dB dB cm deg 1 5000.00 44.77 54.00 -9.23 34.31 33.10 10.24 32.88 0.00 150 0 AVERAGE	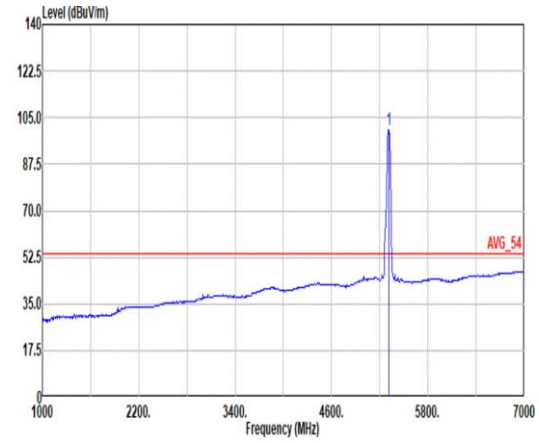 Site : 03CH11-HY Condition: AVG_54 3m 9120D_01620_240828 VERTICAL : RBW:1000.000kHz VBW:1.000kHz SWT:Auto Freq Level Limit Line Margin Read Level Ant Factor Cable Loss Preamp Factor Aux Factor APos TPos Remark MHz dBuV/m dBuV/m dB dBuV dB/m dB dB dB cm deg 1 5310.00 100.59 ------ ------ 90.06 32.90 10.48 32.85 0.00 150 0 AVERAGE

Mode	25	
	Band Edge - R	
	U-NII-2A_5.15-5.25_802.11ac VHT40_CH62_5310MHz	
ANT	1+2 (CDD)	
Pol.	Vertical	Fundamental
Peak	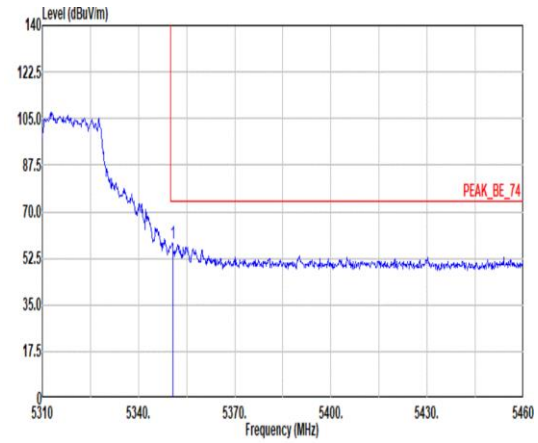 Site : 03CH11-HY Condition: PEAK_BE_74 3m 9120D_01620_240828 VERTICAL : RBW:1000.000kHz VBW:3000.000kHz SWT:Auto Freq Level Limit Line Margin Read Level Ant Factor Cable Loss Preamp Factor Aux Factor APos TPos Remark MHz dBuV/m dBuV/m dB dBuV dB/m dB dB dB cm deg 1 5350.65 58.09 74.00 -15.91 47.53 32.90 10.51 32.85 0.00 150 0 PEAK	Blank
Avg	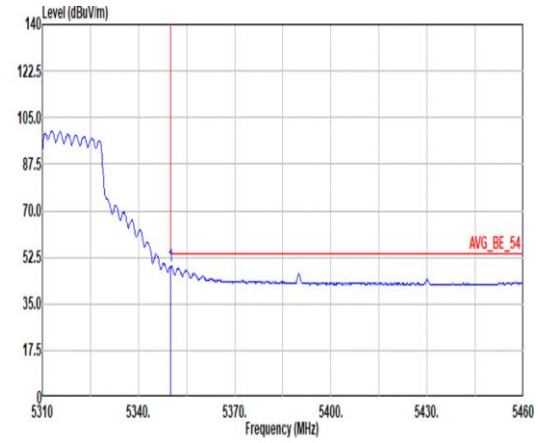 Site : 03CH11-HY Condition: AVG_BE_54 3m 9120D_01620_240828 VERTICAL : RBW:1000.000kHz VBW:1.000kHz SWT:Auto Freq Level Limit Line Margin Read Level Ant Factor Cable Loss Preamp Factor Aux Factor APos TPos Remark MHz dBuV/m dBuV/m dB dBuV dB/m dB dB dB cm deg 1 5350.05 49.29 54.00 -4.71 38.73 32.90 10.51 32.85 0.00 150 0 AVERAGE	Blank

Mode	26	
	Band Edge - L	
	U-NII-2A_5.15-5.25_802.11ac VHT80_CH58_5290MHz	
ANT	1+2 (CDD)	
Pol.	Horizontal	Fundamental
Peak	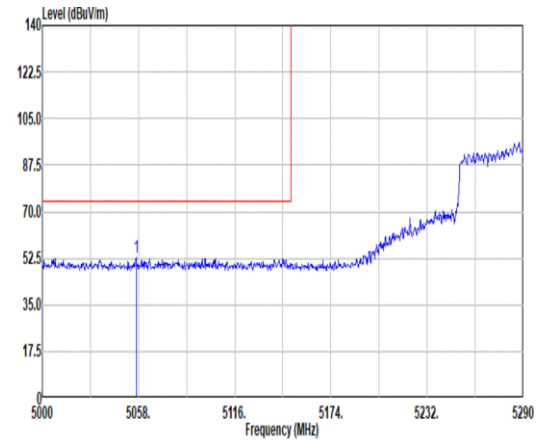 Site : 03CH11-HY Condition: PEAK_BE_74 3m 9120D_01620_240828 HORIZONTAL : RBW:1000.000kHz VBW:3000.000kHz SWT:Auto Freq Level Limit Line Margin Read Level Ant Factor Cable Loss Preamp Factor Aux Factor APos TPos Remark MHz dBuV/m dBuV/m dB dBuV dB/m dB dB dB cm deg 1 5056.55 52.67 74.00 -21.33 42.35 32.91 10.29 32.88 0.00 400 282 PEAK	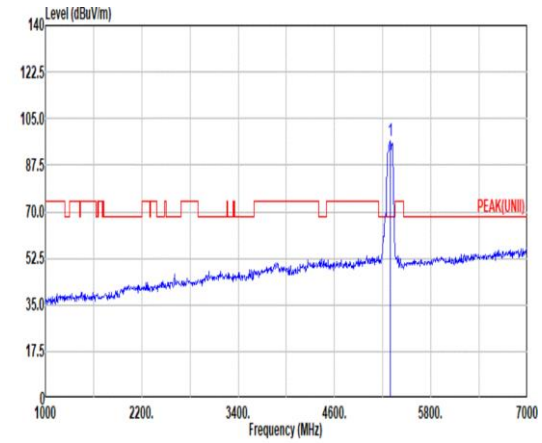 Site : 03CH11-HY Condition: PEAK(UNII) 3m 9120D_01620_240828 HORIZONTAL : RBW:1000.000kHz VBW:3000.000kHz SWT:Auto Freq Level Limit Line Margin Read Level Ant Factor Cable Loss Preamp Factor Aux Factor APos TPos Remark MHz dBuV/m dBuV/m dB dBuV dB/m dB dB dB cm deg 1 5290.00 96.48 ------ ------ 85.95 32.92 10.47 32.86 0.00 400 282 PEAK
Avg	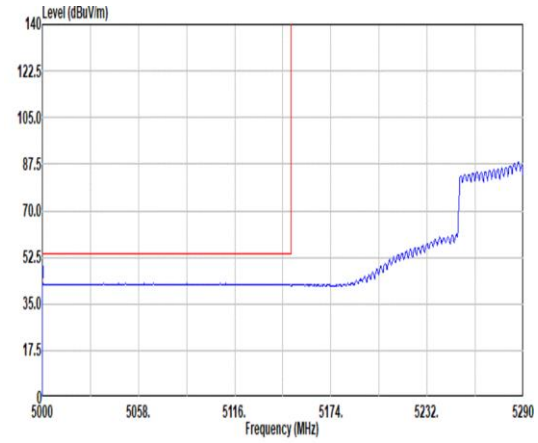 Site : 03CH11-HY Condition: AVG_BE_54 3m 9120D_01620_240828 HORIZONTAL : RBW:1000.000kHz VBW:1.000kHz SWT:Auto Freq Level Limit Line Margin Read Level Ant Factor Cable Loss Preamp Factor Aux Factor APos TPos Remark MHz dBuV/m dBuV/m dB dBuV dB/m dB dB dB cm deg 1 5000.00 42.77 54.00 -11.23 32.31 33.10 10.24 32.88 0.00 400 282 AVERAGE	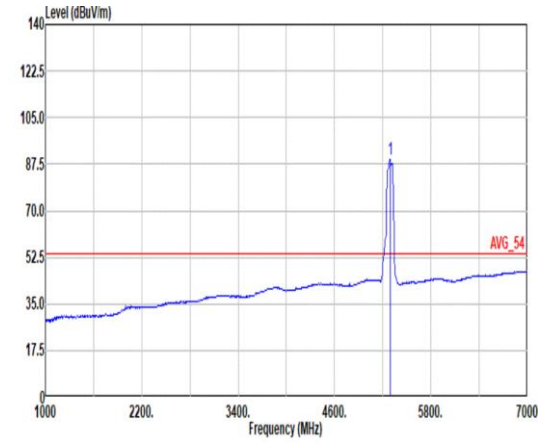 Site : 03CH11-HY Condition: AVG_54 3m 9120D_01620_240828 HORIZONTAL : RBW:1000.000kHz VBW:1.000kHz SWT:Auto Freq Level Limit Line Margin Read Level Ant Factor Cable Loss Preamp Factor Aux Factor APos TPos Remark MHz dBuV/m dBuV/m dB dBuV dB/m dB dB dB cm deg 1 5290.00 89.14 ------ ------ 78.61 32.92 10.47 32.86 0.00 400 282 AVERAGE

Mode	26	
	Band Edge - R	
	U-NII-2A_5.15-5.25_802.11ac VHT80_CH58_5290MHz	
ANT	1+2 (CDD)	
Pol.	Horizontal	Fundamental
Peak	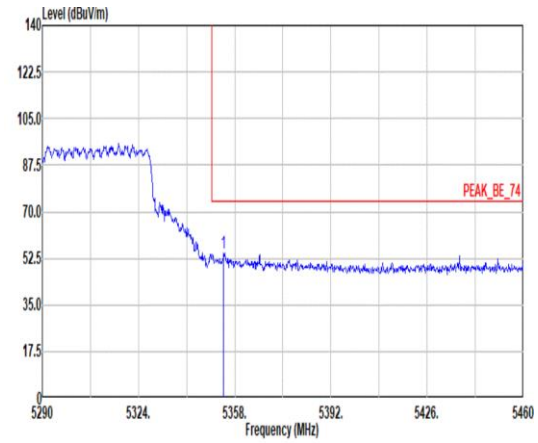 Site : 03CH11-HY Condition: PEAK_BE_74 3m 9120D_01620_240828 HORIZONTAL : RBW:1000.000kHz VBW:3000.000kHz SWT:Auto Limit Read Ant Cable Preamp Aux APos TPos Freq Level Line Margin Level Factor Loss Factor Factor Remark MHz dBuV/m dBuV/m dB dBuV dB/m dB dB dB cm deg 1 5354.09 54.46 74.00 -19.54 43.91 32.89 10.51 32.85 0.00 400 282 PEAK	Blank
Avg	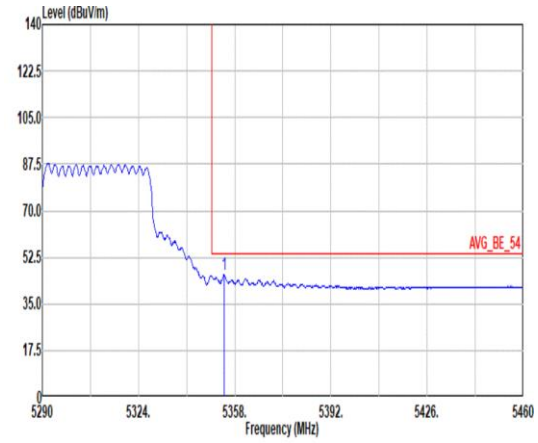 Site : 03CH11-HY Condition: AVG_BE_54 3m 9120D_01620_240828 HORIZONTAL : RBW:1000.000kHz VBW:1.000kHz SWT:Auto Limit Read Ant Cable Preamp Aux APos TPos Freq Level Line Margin Level Factor Loss Factor Factor Remark MHz dBuV/m dBuV/m dB dBuV dB/m dB dB dB cm deg 1 5354.26 45.84 54.00 -8.16 35.29 32.89 10.51 32.85 0.00 400 282 AVERAGE	Blank

Mode	26	
	Band Edge - L	
	U-NII-2A_5.15-5.25_802.11ac VHT80_CH58_5290MHz	
ANT	1+2 (CDD)	
Pol.	Vertical	Fundamental
Peak	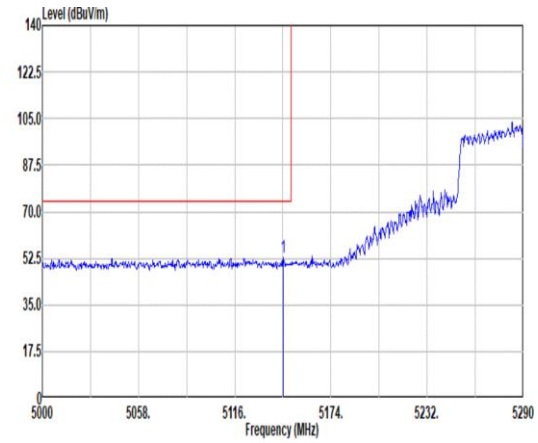 Site : 03CH11-HY Condition: PEAK_BE_74 3m 9120D_01620_240828 VERTICAL : RBW:1000.000kHz VBW:3000.000kHz SWT:Auto Freq Level Limit Line Margin Read Level Ant Factor Cable Loss Preamp Factor Aux Factor APos TPos Remark MHz dBuV/m dBuV/m dB dBuV dB/m dB dB dB cm deg 1 5145.29 52.87 74.00 -21.13 42.20 33.18 10.36 32.87 0.00 160 0 PEAK	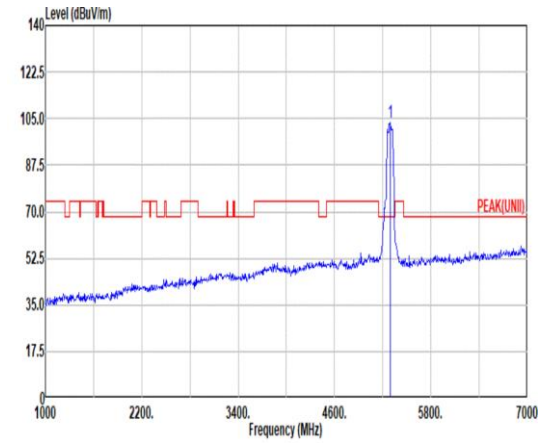 Site : 03CH11-HY Condition: PEAK(UNII) 3m 9120D_01620_240828 VERTICAL : RBW:1000.000kHz VBW:3000.000kHz SWT:Auto Freq Level Limit Line Margin Read Level Ant Factor Cable Loss Preamp Factor Aux Factor APos TPos Remark MHz dBuV/m dBuV/m dB dBuV dB/m dB dB dB cm deg 1 5290.00 103.57 ------ ------ 93.05 32.91 10.47 32.86 0.00 160 0 PEAK
Avg	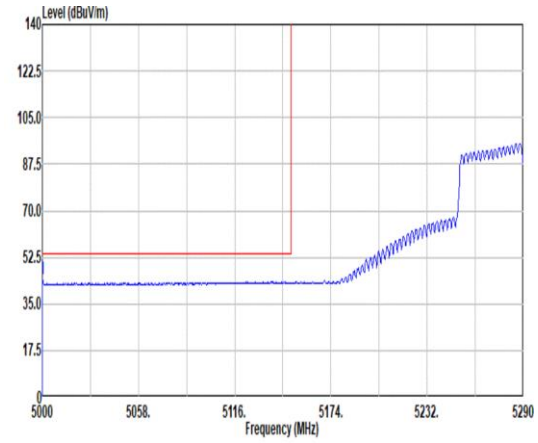 Site : 03CH11-HY Condition: AVG_BE_54 3m 9120D_01620_240828 VERTICAL : RBW:1000.000kHz VBW:1.000kHz SWT:Auto Freq Level Limit Line Margin Read Level Ant Factor Cable Loss Preamp Factor Aux Factor APos TPos Remark MHz dBuV/m dBuV/m dB dBuV dB/m dB dB dB cm deg 1 5000.00 44.20 54.00 -9.80 33.74 33.10 10.24 32.88 0.00 160 0 AVERAGE	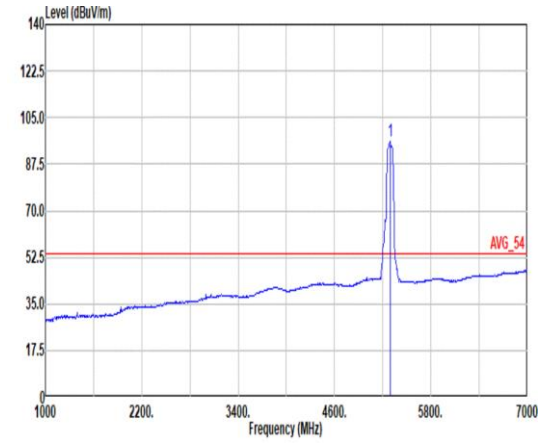 Site : 03CH11-HY Condition: AVG_54 3m 9120D_01620_240828 VERTICAL : RBW:1000.000kHz VBW:1.000kHz SWT:Auto Freq Level Limit Line Margin Read Level Ant Factor Cable Loss Preamp Factor Aux Factor APos TPos Remark MHz dBuV/m dBuV/m dB dBuV dB/m dB dB dB cm deg 1 5290.00 96.28 ------ ------ 85.75 32.92 10.47 32.86 0.00 160 0 AVERAGE

Mode	26	
	Band Edge - R	
	U-NII-2A_5.15-5.25_802.11ac VHT80_CH58_5290MHz	
ANT	1+2 (CDD)	
Pol.	Vertical	Fundamental
Peak	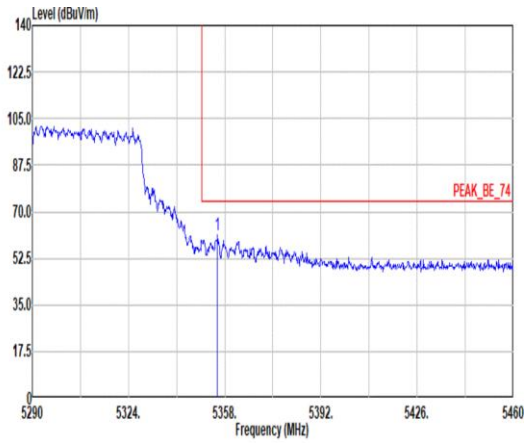 Site : 03CH11-HY Condition: PEAK_BE_74 3m 9120D_01620_240828 VERTICAL : RBW:1000.000kHz VBW:3000.000kHz SWT:Auto Freq Level Limit Line Margin Read Level Ant Factor Cable Loss Preamp Factor Aux Factor APos TPos Remark MHz dBuV/m dBuV/m dB dBuV dB/m dB dB dB cm deg 1 5355.45 61.04 74.00 -12.96 50.49 32.89 10.51 32.85 0.00 160 0 PEAK	Blank
Avg	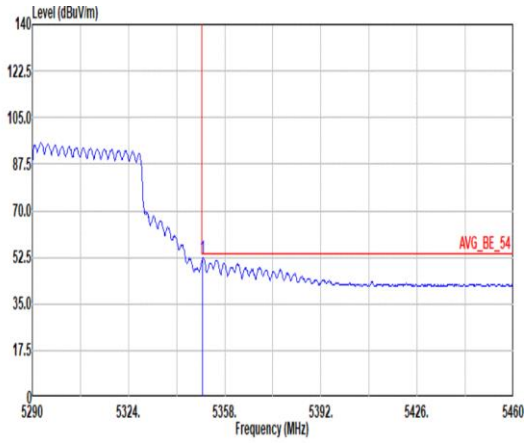 Site : 03CH11-HY Condition: AVG_BE_54 3m 9120D_01620_240828 VERTICAL : RBW:1000.000kHz VBW:1.000kHz SWT:Auto Freq Level Limit Line Margin Read Level Ant Factor Cable Loss Preamp Factor Aux Factor APos TPos Remark MHz dBuV/m dBuV/m dB dBuV dB/m dB dB dB cm deg 1 5350.18 52.15 54.00 -1.85 41.59 32.90 10.51 32.85 0.00 160 0 AVERAGE	Blank

Mode	27	
	Band Edge - L	
	U-NII-2A_5.25-5.35_802.11ax HE20_CH52_Full RU_5260MHz	
ANT	1+2 (CDD)	
Pol.	Horizontal	Fundamental
Peak	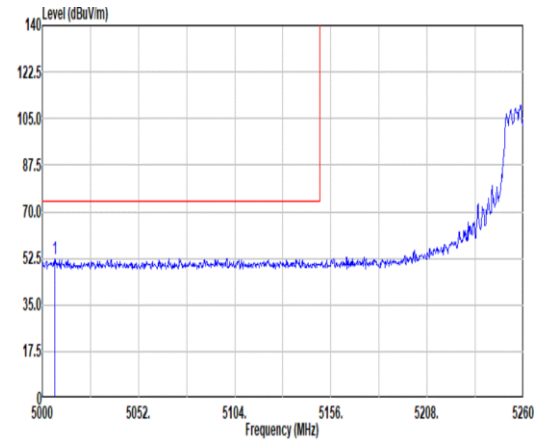 Site : 03CH11-HY Condition: PEAK_BE_74 3m 9120D_01620_240828 HORIZONTAL : RBW:1000.000kHz VBW:3000.000kHz SWT:Auto Freq Level Limit Line Margin Read Level Ant Factor Cable Loss Preamp Factor Aux Factor APos TPos Remark MHz dBuV/m dBuV/m dB dBuV dB/m dB dB dB cm deg 1 5006.76 52.24 74.00 -21.76 41.80 33.07 10.25 32.88 0.00 100 13 PEAK	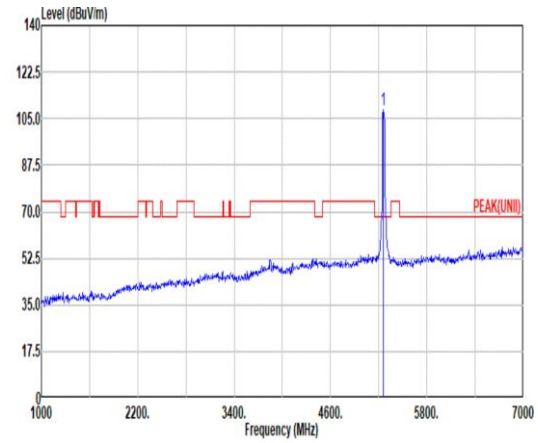 Site : 03CH11-HY Condition: PEAK(UNII) 3m 9120D_01620_240828 HORIZONTAL : RBW:1000.000kHz VBW:3000.000kHz SWT:Auto Freq Level Limit Line Margin Read Level Ant Factor Cable Loss Preamp Factor Aux Factor APos TPos Remark MHz dBuV/m dBuV/m dB dBuV dB/m dB dB dB cm deg 1 5260.00 108.11 ------ ------ 97.53 32.99 10.45 32.86 0.00 100 13 PEAK
Avg	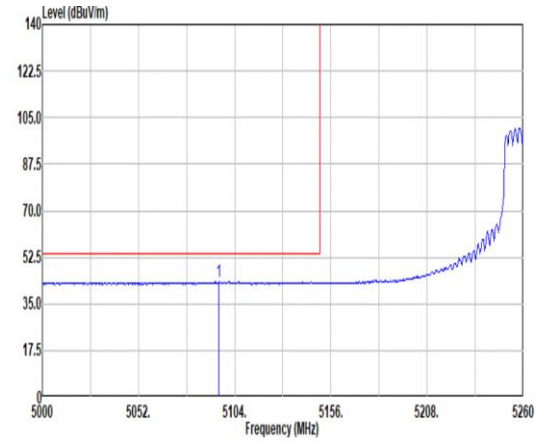 Site : 03CH11-HY Condition: AVG_BE_54 3m 9120D_01620_240828 HORIZONTAL : RBW:1000.000kHz VBW:1.100kHz SWT:Auto Freq Level Limit Line Margin Read Level Ant Factor Cable Loss Preamp Factor Aux Factor APos TPos Remark MHz dBuV/m dBuV/m dB dBuV dB/m dB dB dB cm deg 1 5095.42 43.36 54.00 -10.64 32.92 32.99 10.32 32.87 0.00 100 13 AVERAGE	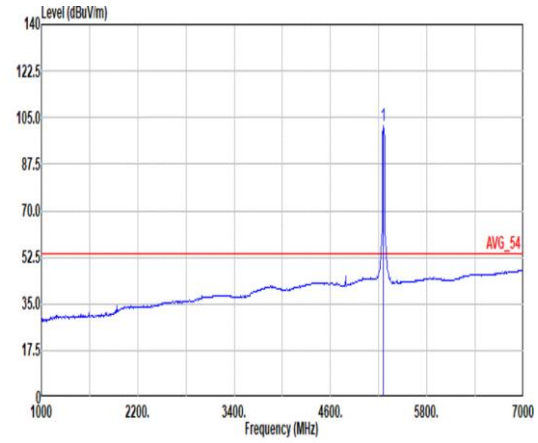 Site : 03CH11-HY Condition: AVG_54 3m 9120D_01620_240828 HORIZONTAL : RBW:1000.000kHz VBW:1.100kHz SWT:Auto Freq Level Limit Line Margin Read Level Ant Factor Cable Loss Preamp Factor Aux Factor APos TPos Remark MHz dBuV/m dBuV/m dB dBuV dB/m dB dB dB cm deg 1 5260.00 101.90 ------ ------ 91.33 32.98 10.45 32.86 0.00 100 13 AVERAGE

Mode	27	
	Band Edge - R	
	U-NII-2A_5.25-5.35_802.11ax HE20_CH52_Full RU_5260MHz	
ANT	1+2 (CDD)	
Pol.	Horizontal	Fundamental
Peak	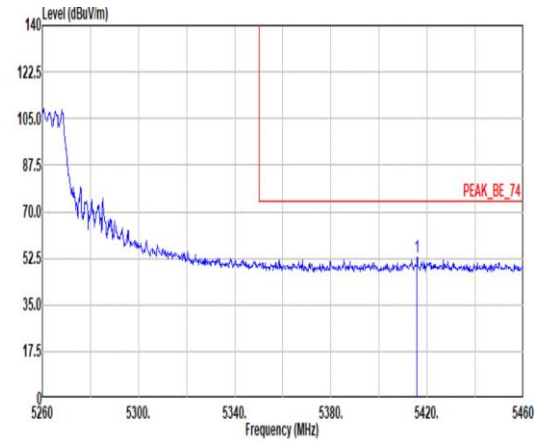 Site : 03CH11-HY Condition: PEAK_BE_74 3m 9120D_01620_240828 HORIZONTAL : RBW:1000.000kHz VBW:3000.000kHz SWT:Auto Freq Level Limit Line Margin Read Level Ant Factor Cable Loss Preamp Factor Aux Factor APos TPos Remark MHz dBuV/m dBuV/m dB dBuV dB/m dB dB dB cm deg 1 5415.80 52.78 74.00 -21.22 42.27 32.80 10.56 32.85 0.00 100 13 PEAK	Blank
Avg	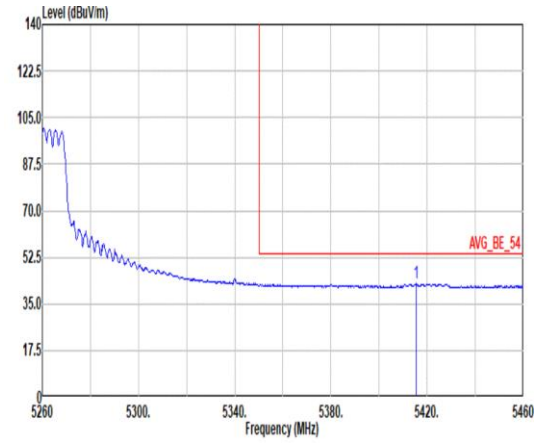 Site : 03CH11-HY Condition: AVG_BE_54 3m 9120D_01620_240828 HORIZONTAL : RBW:1000.000kHz VBW:1.100kHz SWT:Auto Freq Level Limit Line Margin Read Level Ant Factor Cable Loss Preamp Factor Aux Factor APos TPos Remark MHz dBuV/m dBuV/m dB dBuV dB/m dB dB dB cm deg 1 5415.40 42.68 54.00 -11.32 32.17 32.80 10.56 32.85 0.00 100 13 AVERAGE	Blank

Mode	27	
	Band Edge - L	
	U-NII-2A_5.25-5.35_802.11ax HE20_CH52_Full RU_5260MHz	
ANT	1+2 (CDD)	
Pol.	Vertical	Fundamental
Peak	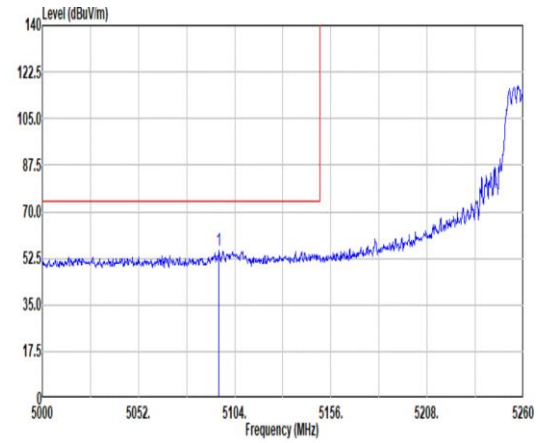 Site : 03CH11-HY Condition: PEAK_BE_74 3m 9120D_01620_240828 VERTICAL : RBW:1000.000kHz VBW:3000.000kHz SWT:Auto Freq Level Limit Line Margin Read Level Ant Factor Cable Loss Preamp Factor Aux Factor APos TPos Remark MHz dBuV/m dBuV/m dB dBuV dB/m dB dB dB cm deg 1 5095.42 55.61 74.00 -18.39 45.17 32.99 10.32 32.87 0.00 112 3 PEAK	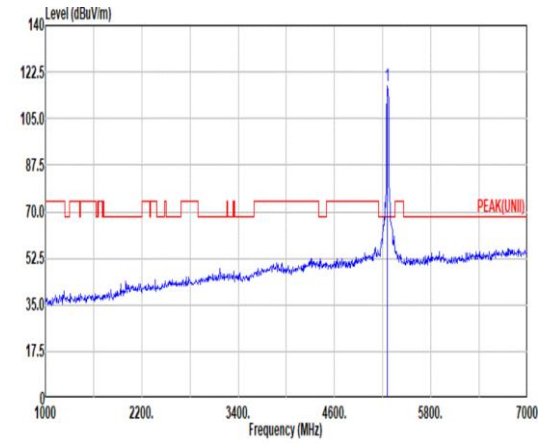 Site : 03CH11-HY Condition: PEAK(UNII) 3m 9120D_01620_240828 VERTICAL : RBW:1000.000kHz VBW:3000.000kHz SWT:Auto Freq Level Limit Line Margin Read Level Ant Factor Cable Loss Preamp Factor Aux Factor APos TPos Remark MHz dBuV/m dBuV/m dB dBuV dB/m dB dB dB cm deg 1 5260.00 117.02 ------ ------ 106.45 32.98 10.45 32.86 0.00 112 3 PEAK
Avg	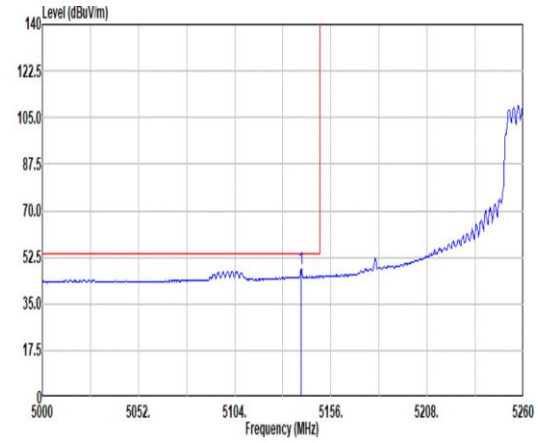 Site : 03CH11-HY Condition: AVG_BE_54 3m 9120D_01620_240828 VERTICAL : RBW:1000.000kHz VBW:1.100kHz SWT:Auto Freq Level Limit Line Margin Read Level Ant Factor Cable Loss Preamp Factor Aux Factor APos TPos Remark MHz dBuV/m dBuV/m dB dBuV dB/m dB dB dB cm deg 1 5139.88 47.98 54.00 -6.02 37.33 33.16 10.36 32.87 0.00 112 3 AVERAGE	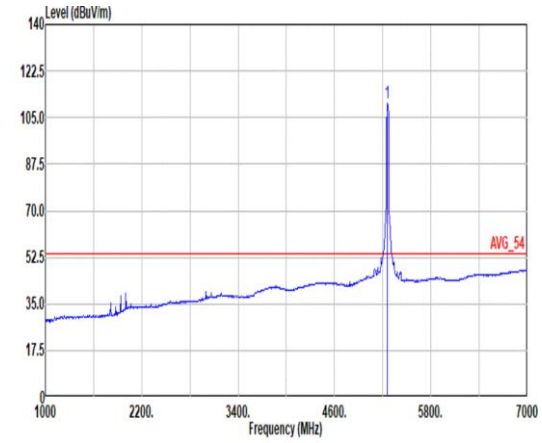 Site : 03CH11-HY Condition: AVG_54 3m 9120D_01620_240828 VERTICAL : RBW:1000.000kHz VBW:1.100kHz SWT:Auto Freq Level Limit Line Margin Read Level Ant Factor Cable Loss Preamp Factor Aux Factor APos TPos Remark MHz dBuV/m dBuV/m dB dBuV dB/m dB dB dB cm deg 1 5260.00 110.18 ------ ------ 99.61 32.98 10.45 32.86 0.00 112 3 AVERAGE

Mode	27	
	Band Edge - R	
	U-NII-2A_5.25-5.35_802.11ax HE20_CH52_Full RU_5260MHz	
ANT	1+2 (CDD)	
Pol.	Vertical	Fundamental
Peak	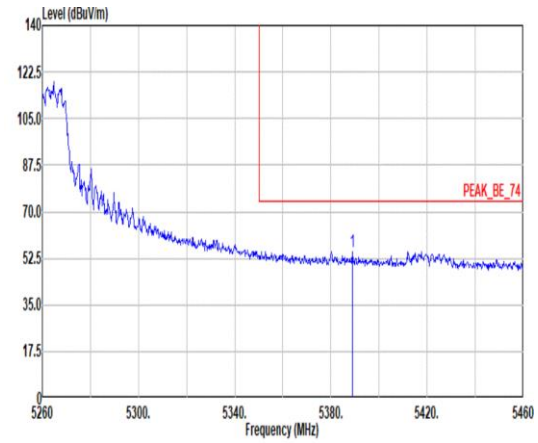 Site : 03CH11-HY Condition: PEAK_BE_74 3m 9120D_01620_240828 VERTICAL : RBW:1000.000kHz VBW:3000.000kHz SWT:Auto Freq Level Limit Line Margin Read Level Ant Factor Cable Loss Preamp Factor Aux Factor APos TPos Remark MHz dBuV/m dBuV/m dB dBuV dB/m dB dB dB cm deg 1 5388.00 55.14 74.00 -18.86 44.64 32.82 10.53 32.85 0.00 112 3 PEAK	Blank
Avg	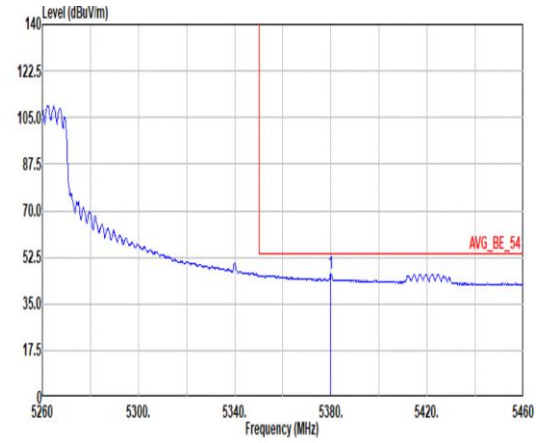 Site : 03CH11-HY Condition: AVG_BE_54 3m 9120D_01620_240828 VERTICAL : RBW:1000.000kHz VBW:1.100kHz SWT:Auto Freq Level Limit Line Margin Read Level Ant Factor Cable Loss Preamp Factor Aux Factor APos TPos Remark MHz dBuV/m dBuV/m dB dBuV dB/m dB dB dB cm deg 1 5379.00 46.45 54.00 -7.55 35.93 32.84 10.53 32.85 0.00 112 3 AVERAGE	Blank

Mode	27	
	Harmonic	
	U-NII-2A_5.25-5.35_802.11ax HE20_CH52_Full RU_5260MHz	
ANT	1+2 (CDD)	
Pol.	Horizontal	Vertical
Peak Avg	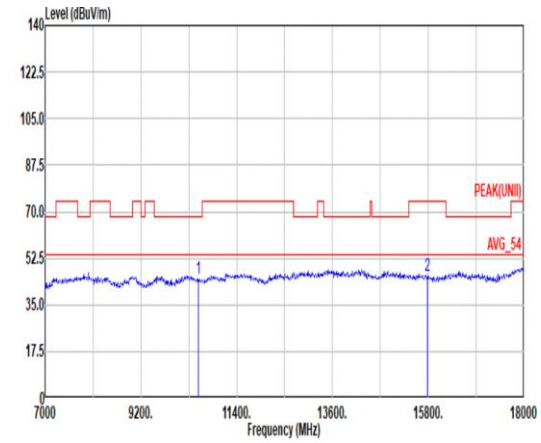 Site : 03CH11-HY Condition: PEAK(UNII) 3m 9120D_01620_240828 HORIZONTAL Freq Level Limit Line Margin Read Level Ant Factor Cable Loss Preamp Factor Aux Factor APos TPos Remark MHz dBuV/m dBuV/m dB dBuV dB/m dB dB dB cm deg 1 10520.00 44.73 68.20 -23.47 48.97 38.64 17.58 60.79 0.33 -- -- PEAK 2 15780.00 45.98 74.00 -28.02 48.05 37.64 21.70 61.74 0.33 -- -- PEAK	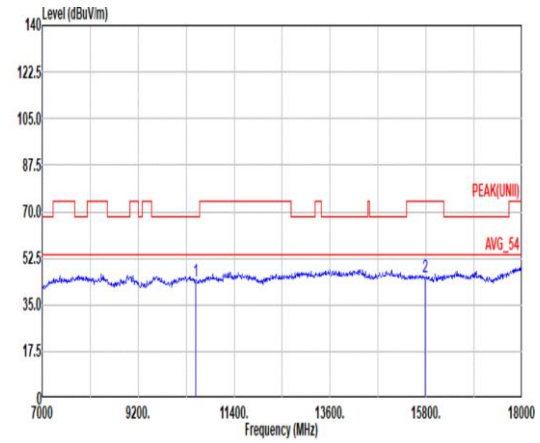 Site : 03CH11-HY Condition: PEAK(UNII) 3m 9120D_01620_240828 VERTICAL Freq Level Limit Line Margin Read Level Ant Factor Cable Loss Preamp Factor Aux Factor APos TPos Remark MHz dBuV/m dBuV/m dB dBuV dB/m dB dB dB cm deg 1 10520.00 43.97 68.20 -24.23 48.21 38.64 17.58 60.79 0.33 -- -- PEAK 2 15780.00 45.43 74.00 -28.57 47.50 37.64 21.70 61.74 0.33 -- -- PEAK

Mode	27	
	Harmonic	
	U-NII-2A_5.25-5.35_802.11ax HE20_CH52_Full RU_5260MHz	
ANT	1+2 (CDD)	
Pol.	Horizontal	Vertical
14.47G ~14.5G Avg	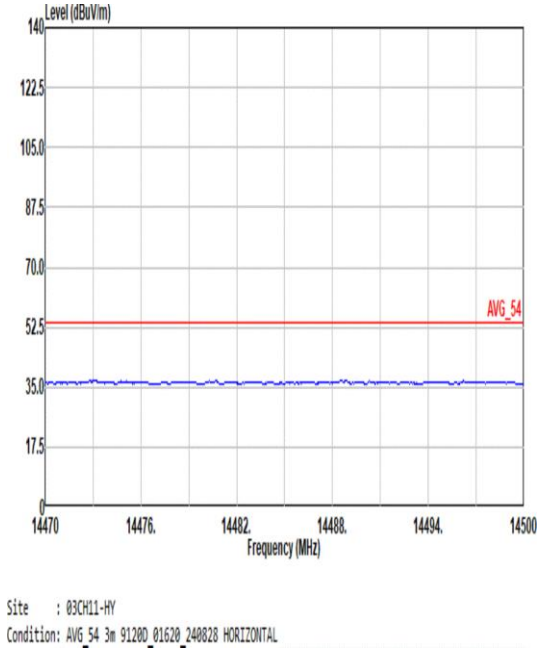	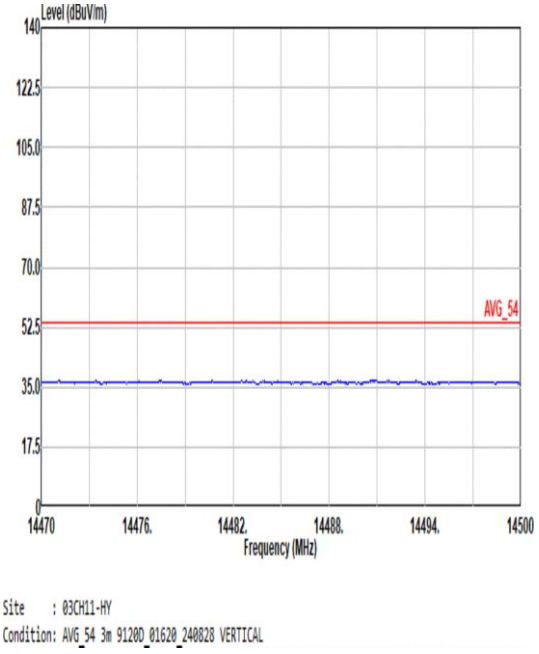
17.7G ~18G Avg	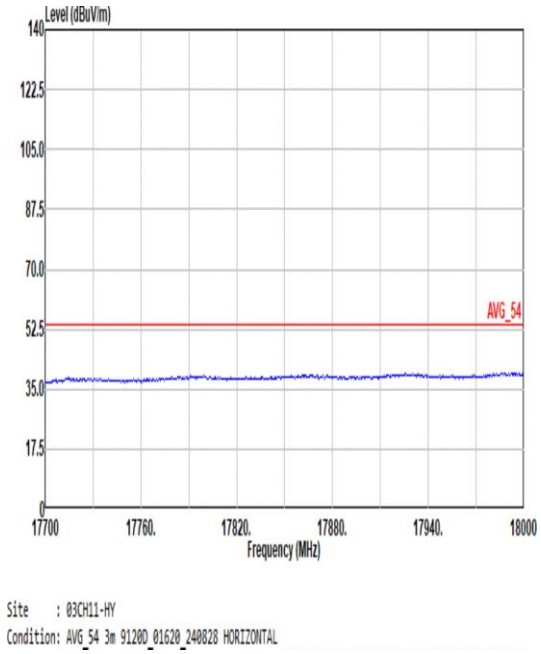	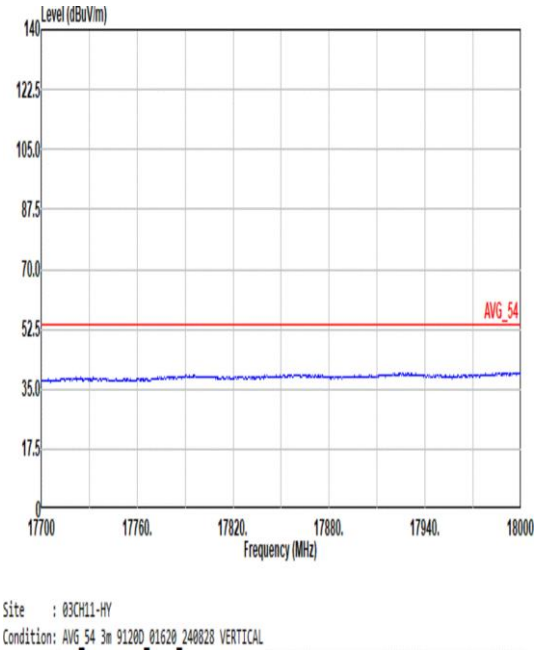

Mode	28	
	Band Edge - L	
	U-NII-2A_5.25-5.35_802.11ax HE20_CH60_Full RU_5300MHz	
ANT	1+2 (CDD)	
Pol.	Horizontal	Fundamental
Peak	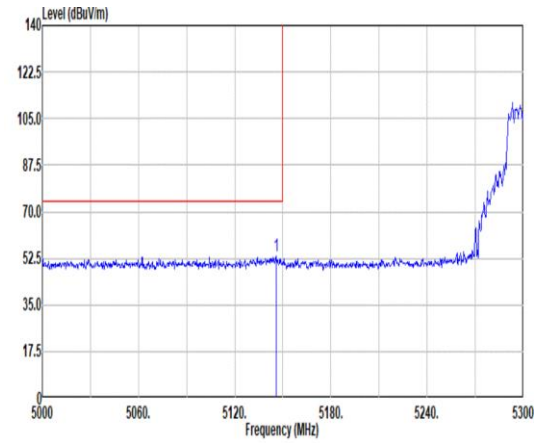 Site : 03CH11-HY Condition: PEAK_BE_74 3m 9120D_01620_240828 HORIZONTAL : RBW:1000.000kHz VBW:3000.000kHz SWT:Auto Freq Level Limit Line Margin Read Level Ant Factor Cable Loss Preamp Factor Aux Factor APos TPos Remark MHz dBuV/m dBuV/m dB dBuV dB/m dB dB dB cm deg 1 5145.80 53.59 74.00 -20.41 42.92 33.18 10.36 32.87 0.00 100 11 PEAK	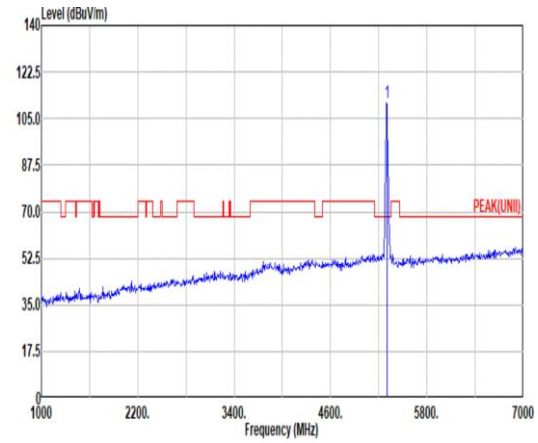 Site : 03CH11-HY Condition: PEAK(UNII) 3m 9120D_01620_240828 HORIZONTAL : RBW:1000.000kHz VBW:3000.000kHz SWT:Auto Freq Level Limit Line Margin Read Level Ant Factor Cable Loss Preamp Factor Aux Factor APos TPos Remark MHz dBuV/m dBuV/m dB dBuV dB/m dB dB dB cm deg 1 5300.00 110.87 ------ ------ 100.35 32.91 10.47 32.86 0.00 100 11 PEAK
Avg	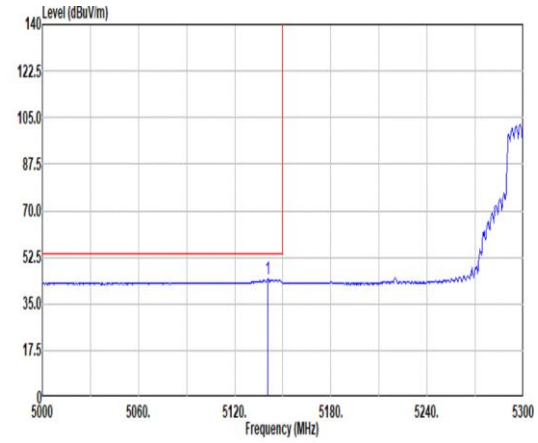 Site : 03CH11-HY Condition: AVG_BE_54 3m 9120D_01620_240828 HORIZONTAL : RBW:1000.000kHz VBW:1.100kHz SWT:Auto Freq Level Limit Line Margin Read Level Ant Factor Cable Loss Preamp Factor Aux Factor APos TPos Remark MHz dBuV/m dBuV/m dB dBuV dB/m dB dB dB cm deg 1 5140.70 44.47 54.00 -9.53 33.82 33.16 10.36 32.87 0.00 100 11 AVERAGE	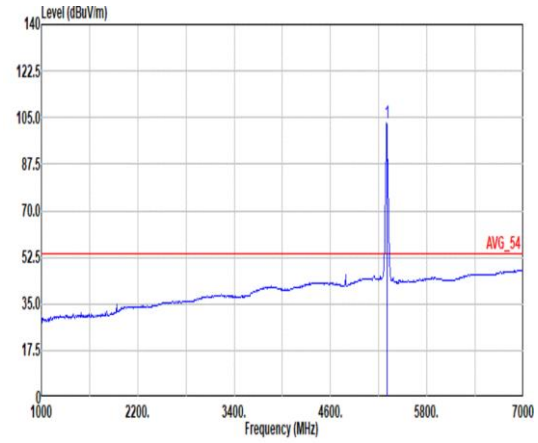 Site : 03CH11-HY Condition: AVG_54 3m 9120D_01620_240828 HORIZONTAL : RBW:1000.000kHz VBW:1.100kHz SWT:Auto Freq Level Limit Line Margin Read Level Ant Factor Cable Loss Preamp Factor Aux Factor APos TPos Remark MHz dBuV/m dBuV/m dB dBuV dB/m dB dB dB cm deg 1 5300.00 103.01 ------ ------ 92.49 32.90 10.48 32.86 0.00 100 11 AVERAGE

Mode	28	
	Band Edge - R	
	U-NII-2A_5.25-5.35_802.11ax HE20_CH60_Full RU_5300MHz	
ANT	1+2 (CDD)	
Pol.	Horizontal	Fundamental
Peak	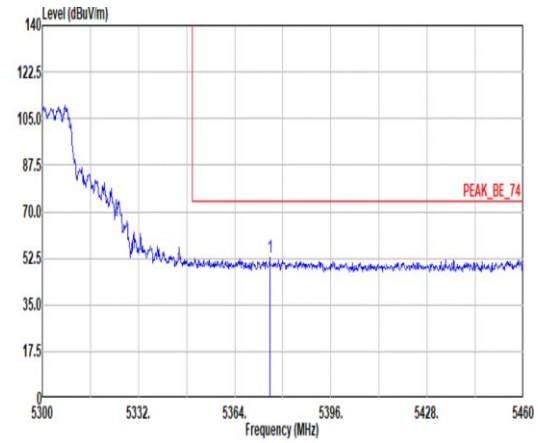 Site : 03CH11-HY Condition: PEAK_BE_74 3m 9120D_01620_240828 HORIZONTAL : RBW:1000.000kHz VBW:3000.000kHz SWT:Auto Limit Read Ant Cable Preamp Aux APos TPos Freq Level Line Margin Level Factor Loss Factor Factor Remark MHz dBuV/m dBuV/m dB dBuV dB/m dB dB dB cm deg 1 5375.68 52.74 74.00 -21.26 42.22 32.85 10.52 32.85 0.00 100 11 PEAK	Blank
Avg	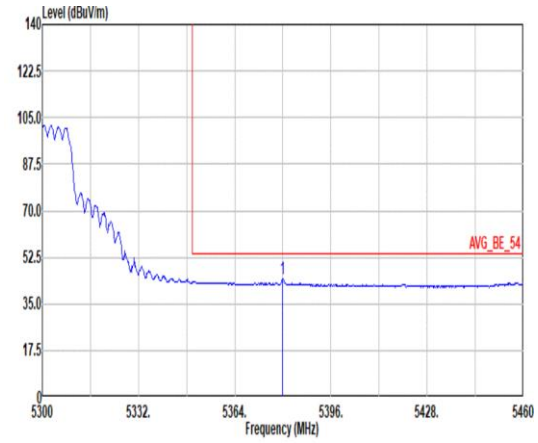 Site : 03CH11-HY Condition: AVG_BE_54 3m 9120D_01620_240828 HORIZONTAL : RBW:1000.000kHz VBW:1.100kHz SWT:Auto Limit Read Ant Cable Preamp Aux APos TPos Freq Level Line Margin Level Factor Loss Factor Factor Remark MHz dBuV/m dBuV/m dB dBuV dB/m dB dB dB cm deg 1 5380.00 44.46 54.00 -9.54 33.94 32.84 10.53 32.85 0.00 100 11 AVERAGE	Blank

Mode	28	
	Band Edge - L	
	U-NII-2A_5.25-5.35_802.11ax HE20_CH60_Full RU_5300MHz	
ANT	1+2 (CDD)	
Pol.	Vertical	Fundamental
Peak	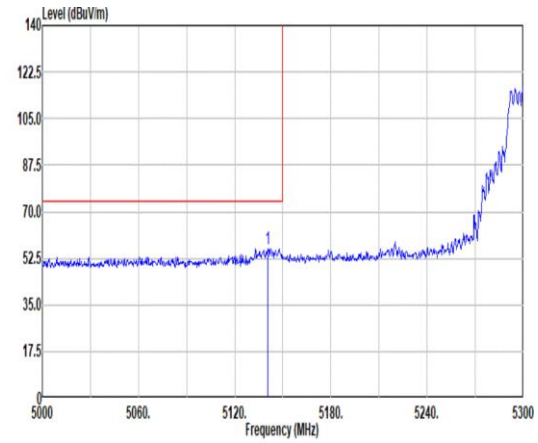 Site : 03CH11-HY Condition: PEAK_BE_74 3m 9120D_01620_240828 VERTICAL : RBW:1000.000kHz VBW:3000.000kHz SWT:Auto Freq Level Limit Line Margin Read Level Ant Factor Cable Loss Preamp Factor Aux Factor APos TPos Remark MHz dBuV/m dBuV/m dB dBuV dB/m dB dB dB cm deg 1 5140.40 56.16 74.00 -17.84 45.51 33.16 10.36 32.87 0.00 114 5 PEAK	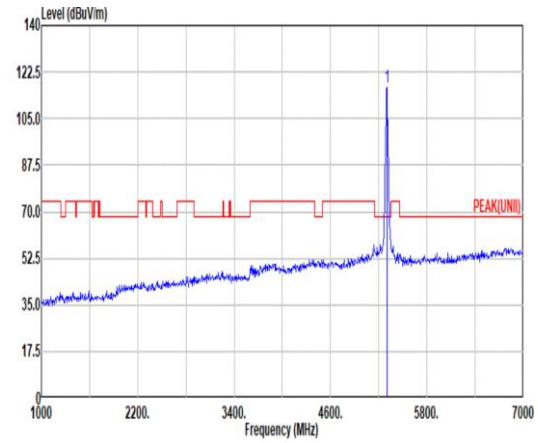 Site : 03CH11-HY Condition: PEAK(UNII) 3m 9120D_01620_240828 VERTICAL : RBW:1000.000kHz VBW:3000.000kHz SWT:Auto Freq Level Limit Line Margin Read Level Ant Factor Cable Loss Preamp Factor Aux Factor APos TPos Remark MHz dBuV/m dBuV/m dB dBuV dB/m dB dB dB cm deg 1 5300.00 116.53 ------ ------ 106.01 32.90 10.48 32.86 0.00 114 5 PEAK
Avg	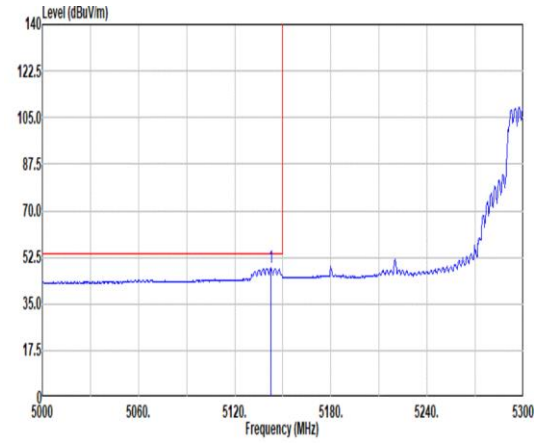 Site : 03CH11-HY Condition: AVG_BE_54 3m 9120D_01620_240828 VERTICAL : RBW:1000.000kHz VBW:1.100kHz SWT:Auto Freq Level Limit Line Margin Read Level Ant Factor Cable Loss Preamp Factor Aux Factor APos TPos Remark MHz dBuV/m dBuV/m dB dBuV dB/m dB dB dB cm deg 1 5142.50 48.34 54.00 -5.66 37.68 33.17 10.36 32.87 0.00 114 5 AVERAGE	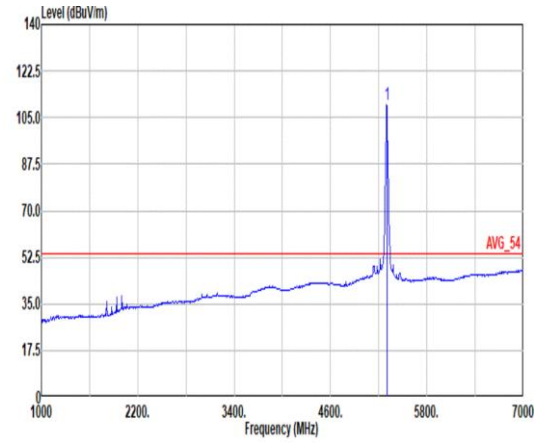 Site : 03CH11-HY Condition: AVG_54 3m 9120D_01620_240828 VERTICAL : RBW:1000.000kHz VBW:1.100kHz SWT:Auto Freq Level Limit Line Margin Read Level Ant Factor Cable Loss Preamp Factor Aux Factor APos TPos Remark MHz dBuV/m dBuV/m dB dBuV dB/m dB dB dB cm deg 1 5300.00 109.65 ------ ------ 99.13 32.90 10.48 32.86 0.00 114 5 AVERAGE

Mode	28	
	Band Edge - R	
	U-NII-2A_5.25-5.35_802.11ax HE20_CH60_Full RU_5300MHz	
ANT	1+2 (CDD)	
Pol.	Vertical	Fundamental
Peak	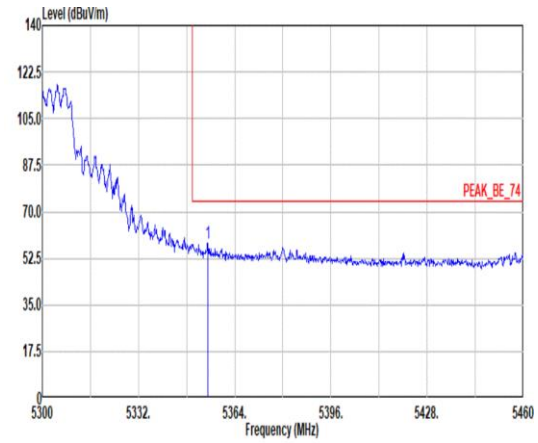 Site : 03CH11-HY Condition: PEAK_BE_74 3m 9120D_01620_240828 VERTICAL : RBW:1000.000kHz VBW:3000.000kHz SWT:Auto Limit Read Ant Cable Preamp Aux APos TPos Freq Level Line Margin Level Factor Loss Factor Factor Remark MHz dBuV/m dBuV/m dB dBuV dB/m dB dB dB cm deg 1 5355.04 57.95 74.00 -16.05 47.40 32.89 10.51 32.85 0.00 114 5 PEAK	Blank
Avg	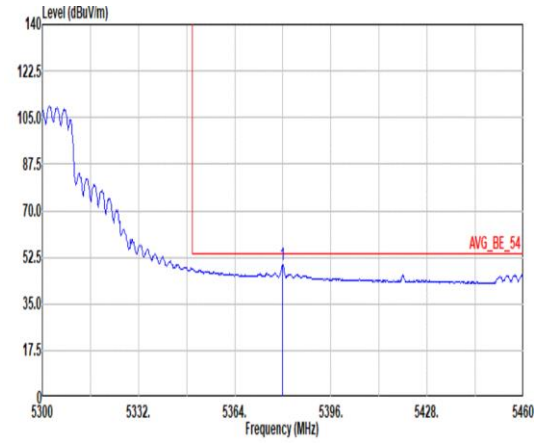 Site : 03CH11-HY Condition: AVG_BE_54 3m 9120D_01620_240828 VERTICAL : RBW:1000.000kHz VBW:1.100kHz SWT:Auto Limit Read Ant Cable Preamp Aux APos TPos Freq Level Line Margin Level Factor Loss Factor Factor Remark MHz dBuV/m dBuV/m dB dBuV dB/m dB dB dB cm deg 1 5380.00 49.76 54.00 -4.24 39.24 32.84 10.53 32.85 0.00 114 5 AVERAGE	Blank

Mode	28	
	Harmonic	
	U-NII-2A_5.25-5.35_802.11ax HE20_CH60_Full RU_5300MHz	
ANT	1+2 (CDD)	
Pol.	Horizontal	Vertical
Peak Avg	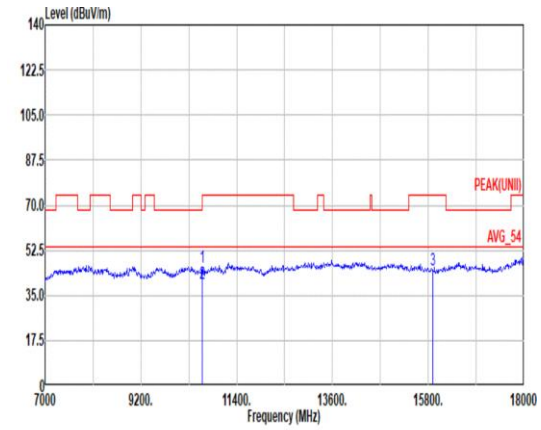 Site : 03CH11-HY Condition: PEAK(UNII) 3m 9120D_01620_240828 HORIZONTAL Freq Level Limit Line Margin Read Level Ant Factor Cable Loss Preamp Factor Aux Factor APos TPos Remark MHz dBuV/m dBuV/m dB dBuV dB/m dB dB dB cm deg 1 10600.00 45.72 74.00 -28.28 49.71 39.00 17.61 60.93 0.33 200 62 PEAK 2 10600.00 39.48 54.00 -14.52 43.47 39.00 17.61 60.93 0.33 200 62 AVERAGE 3 15900.00 45.07 74.00 -28.93 46.63 37.80 21.76 61.44 0.32 -- -- PEAK	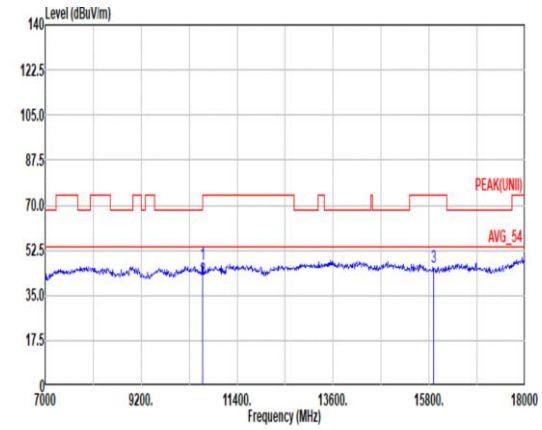 Site : 03CH11-HY Condition: PEAK(UNII) 3m 9120D_01620_240828 VERTICAL Freq Level Limit Line Margin Read Level Ant Factor Cable Loss Preamp Factor Aux Factor APos TPos Remark MHz dBuV/m dBuV/m dB dBuV dB/m dB dB dB cm deg 1 10600.00 47.05 74.00 -26.95 51.04 39.00 17.61 60.93 0.33 300 307 PEAK 2 10600.00 41.42 54.00 -12.58 45.41 39.00 17.61 60.93 0.33 300 307 AVERAGE 3 15900.00 46.20 74.00 -27.80 47.76 37.80 21.76 61.44 0.32 -- -- PEAK

Mode	28	
	Harmonic	
	U-NII-2A_5.25-5.35_802.11ax HE20_CH60_Full RU_5300MHz	
ANT	1+2 (CDD)	
Pol.	Horizontal	Vertical
14.47G ~14.5G Avg	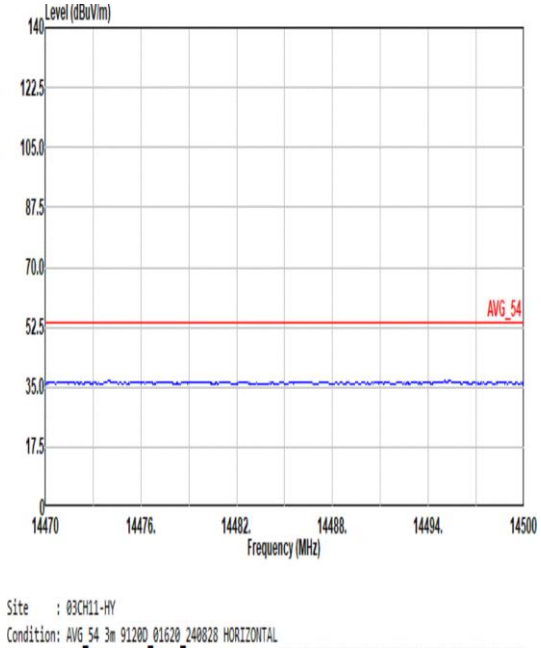	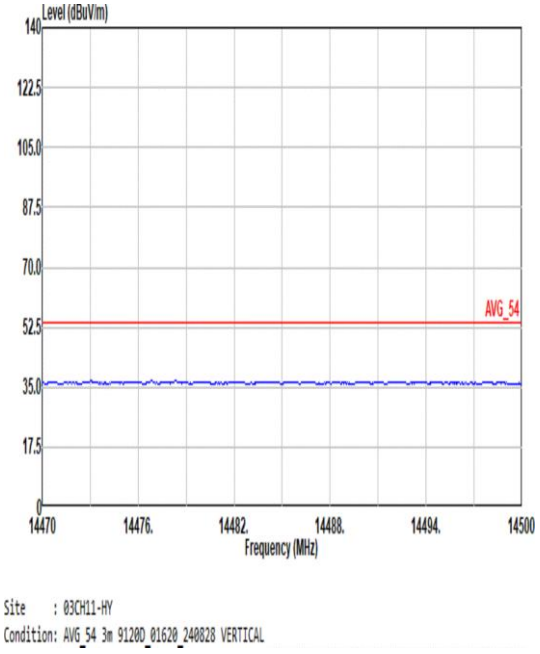
17.7G ~18G Avg	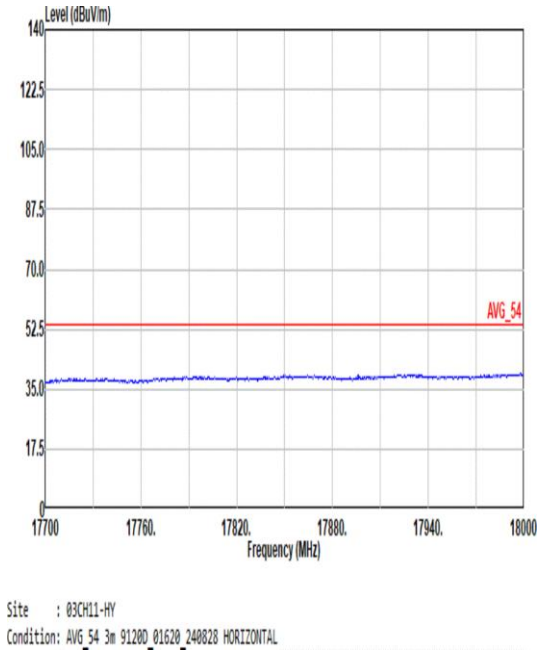	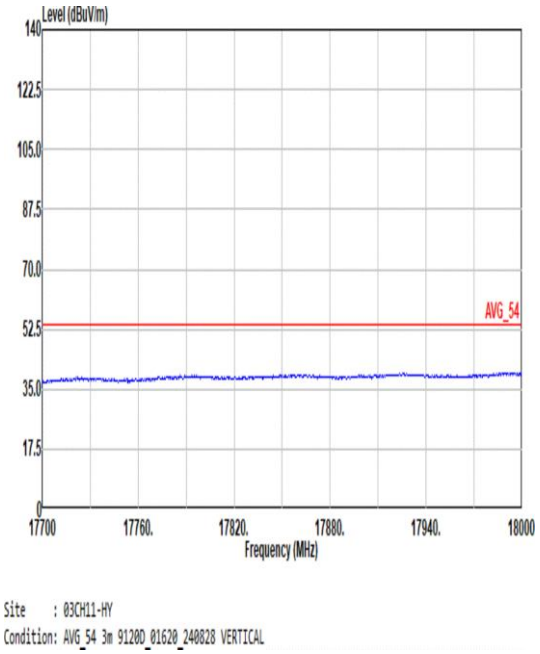

Mode	29	
	Band Edge	
	U-NII-2A_5.25-5.35_802.11ax HE20_CH64_Full RU_5320MHz	
ANT	1+2 (CDD)	
Pol.	Horizontal	Fundamental
Peak	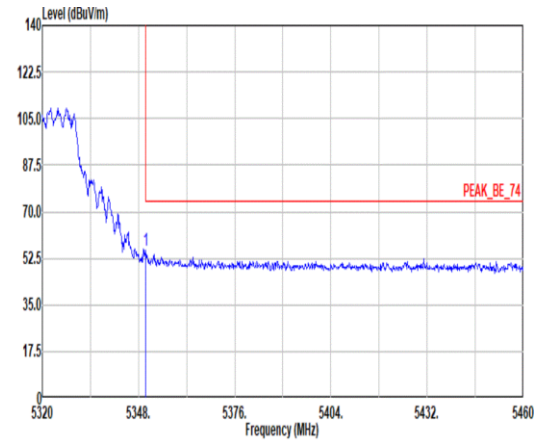 Site : 03CH11-HY Condition: PEAK_BE_74 3m 9120D_01620_240828 HORIZONTAL : RBW:1000.000kHz VBW:3000.000kHz SWT:Auto Freq Level Limit Line Margin Read Level Ant Factor Cable Loss Preamp Factor Aux Factor APos TPos Remark MHz dBuV/m dBuV/m dB dBuV dB/m dB dB dB cm deg 1 5350.10 55.28 74.00 -18.72 44.72 32.90 10.51 32.85 0.00 324 220 PEAK	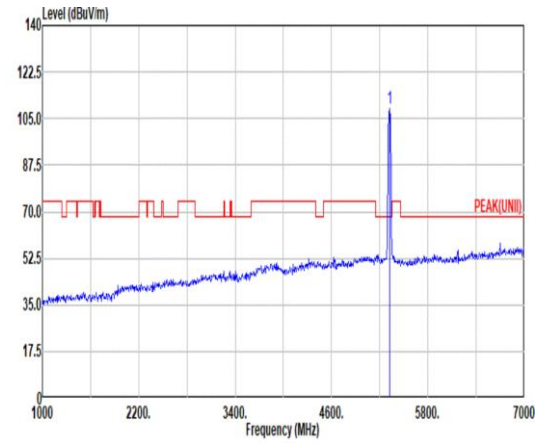 Site : 03CH11-HY Condition: PEAK(UNII) 3m 9120D_01620_240828 HORIZONTAL : RBW:1000.000kHz VBW:3000.000kHz SWT:Auto Freq Level Limit Line Margin Read Level Ant Factor Cable Loss Preamp Factor Aux Factor APos TPos Remark MHz dBuV/m dBuV/m dB dBuV dB/m dB dB dB cm deg 1 5320.00 108.69 ------ ------ 98.15 32.90 10.49 32.85 0.00 324 220 PEAK
Avg	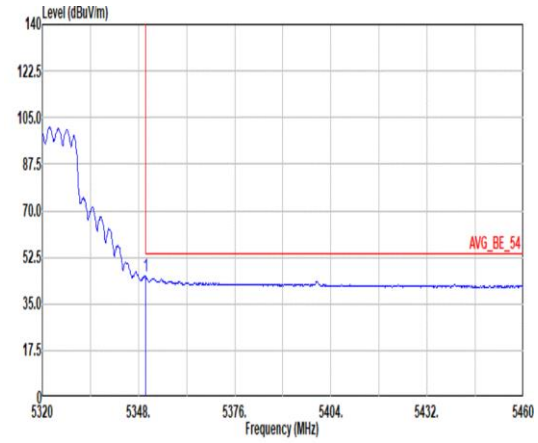 Site : 03CH11-HY Condition: AVG_BE_54 3m 9120D_01620_240828 HORIZONTAL : RBW:1000.000kHz VBW:1.100kHz SWT:Auto Freq Level Limit Line Margin Read Level Ant Factor Cable Loss Preamp Factor Aux Factor APos TPos Remark MHz dBuV/m dBuV/m dB dBuV dB/m dB dB dB cm deg 1 5350.10 45.19 54.00 -8.81 34.63 32.90 10.51 32.85 0.00 324 220 AVERAGE	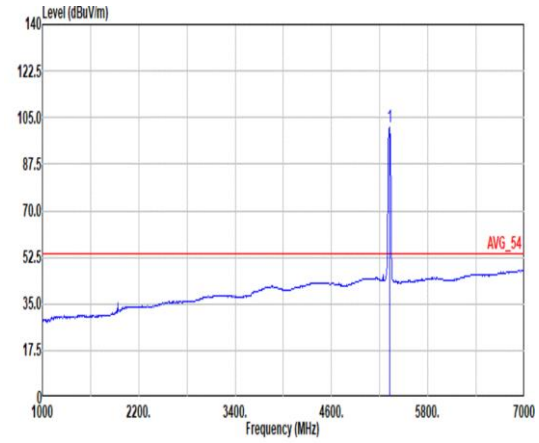 Site : 03CH11-HY Condition: AVG_54 3m 9120D_01620_240828 HORIZONTAL : RBW:1000.000kHz VBW:1.100kHz SWT:Auto Freq Level Limit Line Margin Read Level Ant Factor Cable Loss Preamp Factor Aux Factor APos TPos Remark MHz dBuV/m dBuV/m dB dBuV dB/m dB dB dB cm deg 1 5320.00 101.57 ------ ------ 91.03 32.90 10.49 32.85 0.00 324 220 AVERAGE

Mode	29	
	Band Edge	
	U-NII-2A_5.25-5.35_802.11ax HE20_CH64_Full RU_5320MHz	
ANT	1+2 (CDD)	
Pol.	Vertical	Fundamental
Peak	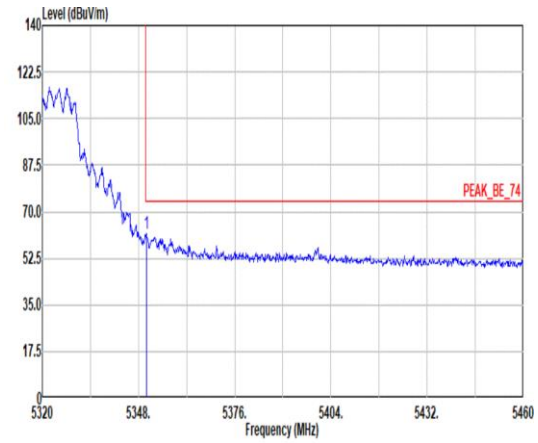 Site : 03CH11-HY Condition: PEAK_BE_74 3m 9120D_01620_240828 VERTICAL : RBW:1000.000kHz VBW:3000.000kHz SWT:Auto Freq Level Limit Line Margin Read Level Ant Factor Cable Loss Preamp Factor Aux Factor APos TPos Remark MHz dBuV/m dBuV/m dB dBuV dB/m dB dB dB cm deg 1 5350.24 62.07 74.00 -11.93 51.51 32.90 10.51 32.85 0.00 119 2 PEAK	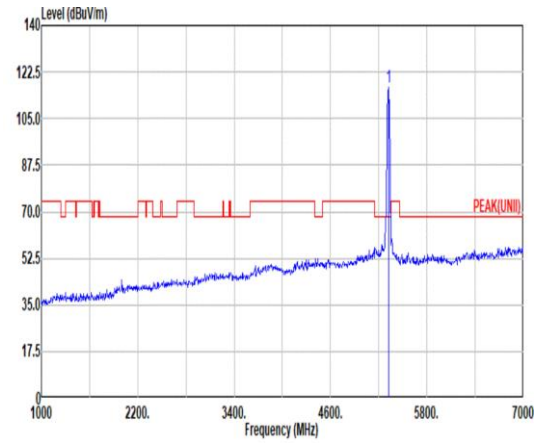 Site : 03CH11-HY Condition: PEAK(UNII) 3m 9120D_01620_240828 VERTICAL : RBW:1000.000kHz VBW:3000.000kHz SWT:Auto Freq Level Limit Line Margin Read Level Ant Factor Cable Loss Preamp Factor Aux Factor APos TPos Remark MHz dBuV/m dBuV/m dB dBuV dB/m dB dB dB cm deg 1 5320.00 116.59 ------ ------ 106.05 32.90 10.49 32.85 0.00 119 2 PEAK
Avg	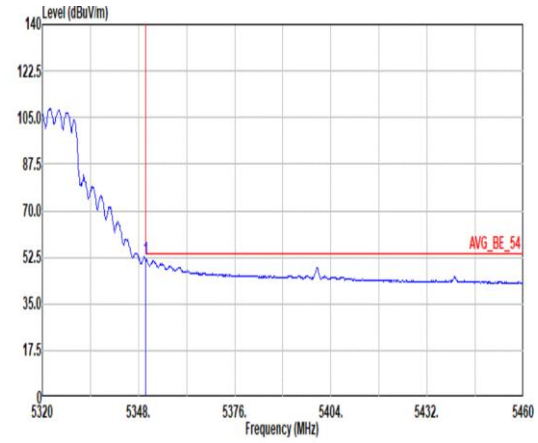 Site : 03CH11-HY Condition: AVG_BE_54 3m 9120D_01620_240828 VERTICAL : RBW:1000.000kHz VBW:1.100kHz SWT:Auto Freq Level Limit Line Margin Read Level Ant Factor Cable Loss Preamp Factor Aux Factor APos TPos Remark MHz dBuV/m dBuV/m dB dBuV dB/m dB dB dB cm deg 1 5350.10 51.95 54.00 -2.05 41.39 32.90 10.51 32.85 0.00 119 2 AVERAGE	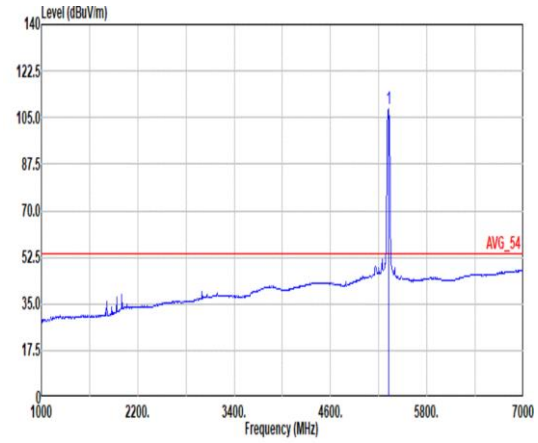 Site : 03CH11-HY Condition: AVG_54 3m 9120D_01620_240828 VERTICAL : RBW:1000.000kHz VBW:1.100kHz SWT:Auto Freq Level Limit Line Margin Read Level Ant Factor Cable Loss Preamp Factor Aux Factor APos TPos Remark MHz dBuV/m dBuV/m dB dBuV dB/m dB dB dB cm deg 1 5320.00 108.52 ------ ------ 97.98 32.90 10.49 32.85 0.00 119 2 AVERAGE

Mode	29	
	Harmonic	
	U-NII-2A_5.25-5.35_802.11ax HE20_CH64_Full RU_5320MHz	
ANT	1+2 (CDD)	
Pol.	Horizontal	Vertical
Peak Avg	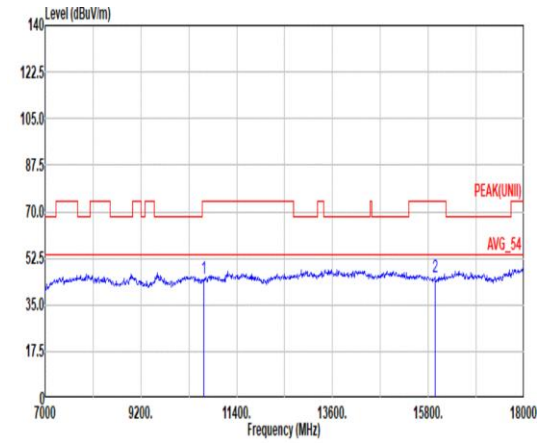 Site : 03CH11-HY Condition: PEAK(UNII) 3m 9120D_01620_240828 HORIZONTAL Freq Level Limit Line Margin Read Level Ant Factor Cable Loss Preamp Factor Aux Factor APos TPos Remark MHz dBuV/m dBuV/m dB dBuV dB/m dB dB dB cm deg 1 10640.00 44.99 74.00 -29.01 48.96 39.08 17.62 61.00 0.33 -- -- PEAK 2 15960.00 45.53 74.00 -28.47 47.24 37.46 21.79 61.28 0.32 -- -- PEAK	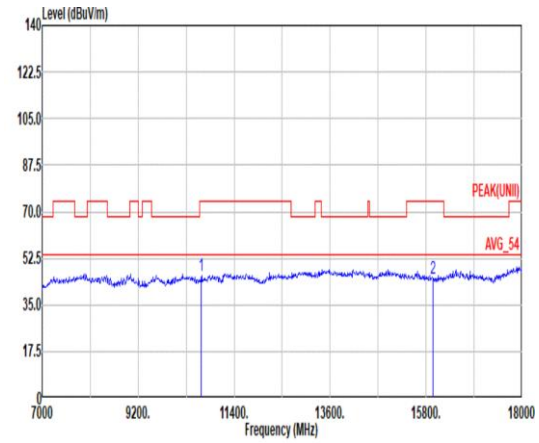 Site : 03CH11-HY Condition: PEAK(UNII) 3m 9120D_01620_240828 VERTICAL Freq Level Limit Line Margin Read Level Ant Factor Cable Loss Preamp Factor Aux Factor APos TPos Remark MHz dBuV/m dBuV/m dB dBuV dB/m dB dB dB cm deg 1 10640.00 45.96 74.00 -28.04 49.93 39.08 17.62 61.00 0.33 -- -- PEAK 2 15960.00 45.07 74.00 -28.93 46.78 37.46 21.79 61.28 0.32 -- -- PEAK

Mode	29	
	Harmonic	
	U-NII-2A_5.25-5.35_802.11ax HE20_CH64_Full RU_5320MHz	
ANT	1+2 (CDD)	
Pol.	Horizontal	Vertical
14.47G ~14.5G Avg	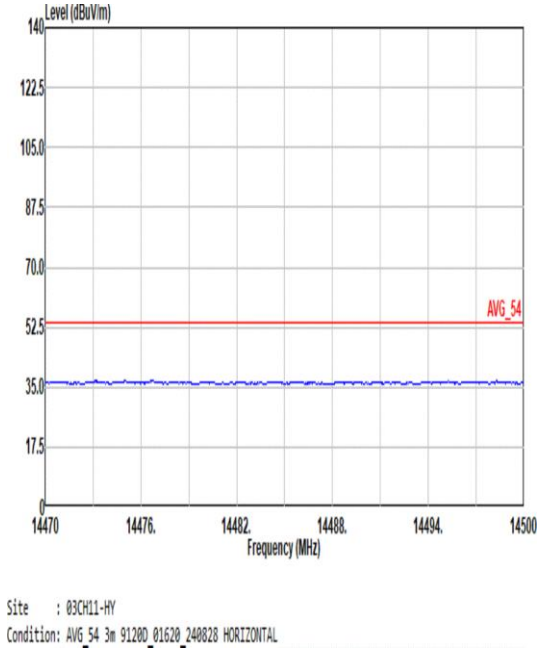	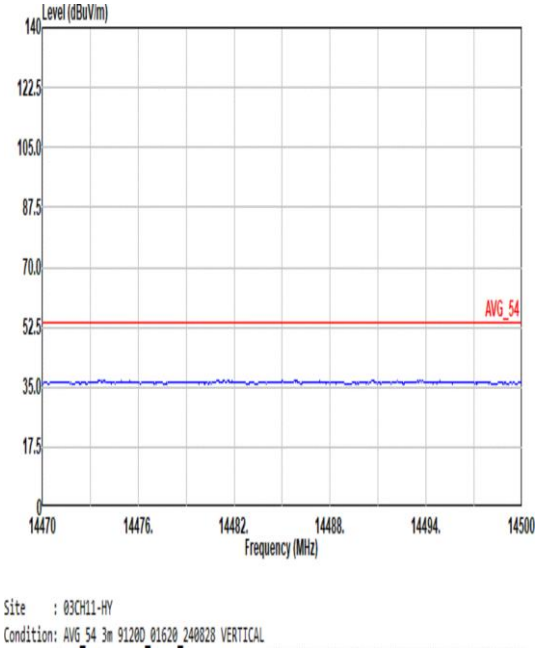
17.7G ~18G Avg	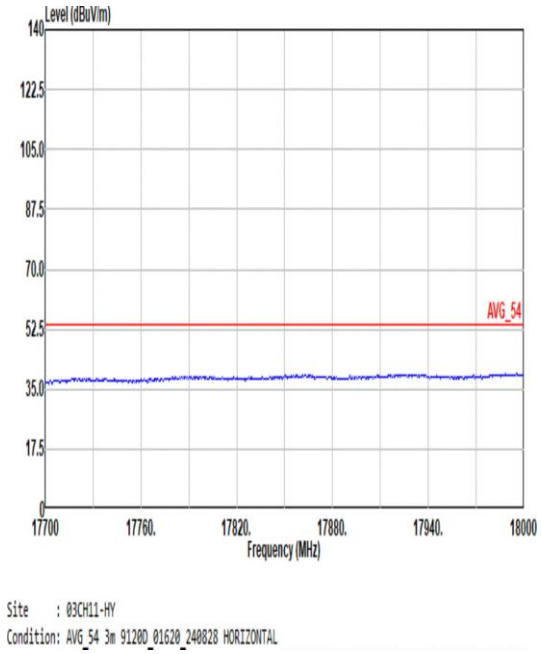	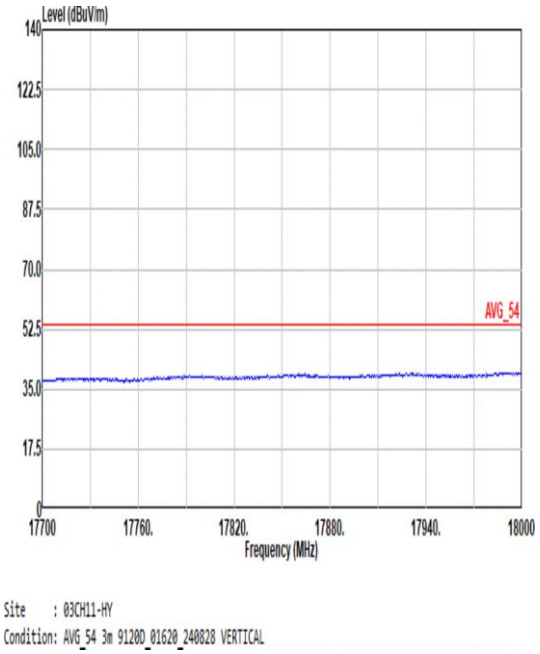

Mode	30	
	Band Edge - L	
	U-NII-2A_5.25-5.35_802.11ax HE40_CH54_Full RU_5270MHz	
ANT	1+2 (CDD)	
Pol.	Horizontal	Fundamental
Peak	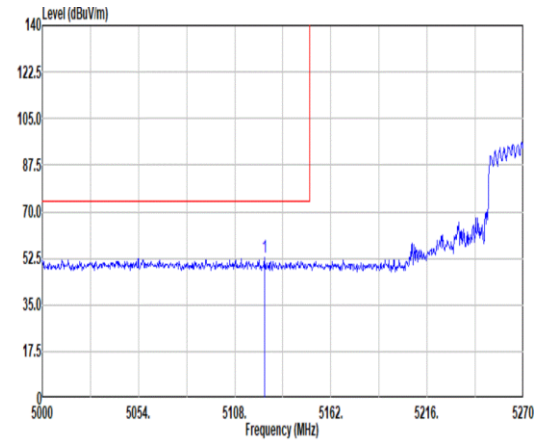 Site : 03CH11-HY Condition: PEAK_BE_74 3m 9120D_01620_240828 HORIZONTAL : RBW:1000.000kHz VBW:3000.000kHz SWT:Auto Freq Level Limit Line Margin Read Level Ant Factor Cable Loss Preamp Factor Aux Factor APos TPos Remark MHz dBuV/m dBuV/m dB dBuV dB/m dB dB dB cm deg 1 5124.74 52.70 74.00 -21.30 42.12 33.10 10.35 32.87 0.00 200 342 PEAK	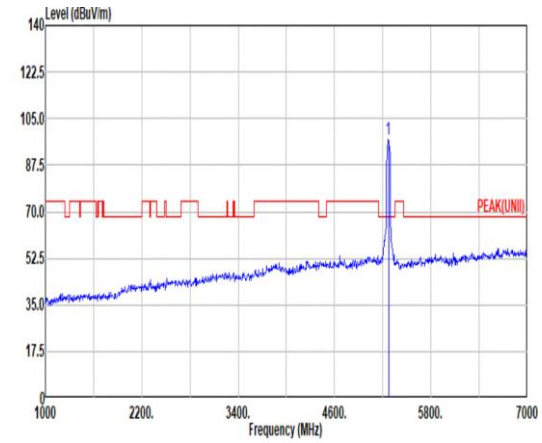 Site : 03CH11-HY Condition: PEAK(UNII) 3m 9120D_01620_240828 HORIZONTAL : RBW:1000.000kHz VBW:3000.000kHz SWT:Auto Freq Level Limit Line Margin Read Level Ant Factor Cable Loss Preamp Factor Aux Factor APos TPos Remark MHz dBuV/m dBuV/m dB dBuV dB/m dB dB dB cm deg 1 5270.00 96.98 ------ ------ 86.42 32.97 10.45 32.86 0.00 200 342 PEAK
Avg	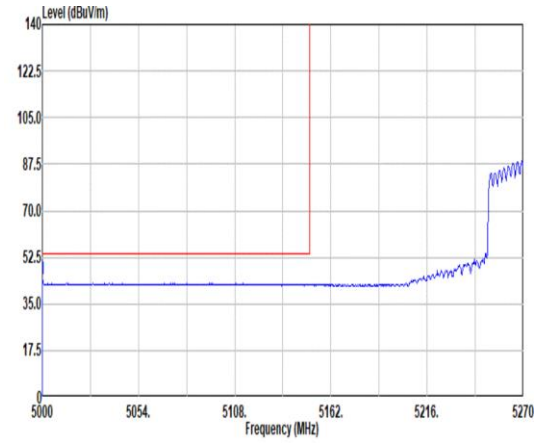 Site : 03CH11-HY Condition: AVG_BE_54 3m 9120D_01620_240828 HORIZONTAL : RBW:1000.000kHz VBW:1.100kHz SWT:Auto Freq Level Limit Line Margin Read Level Ant Factor Cable Loss Preamp Factor Aux Factor APos TPos Remark MHz dBuV/m dBuV/m dB dBuV dB/m dB dB dB cm deg 1 5000.00 44.47 54.00 -9.53 34.01 33.10 10.24 32.88 0.00 200 342 AVERAGE	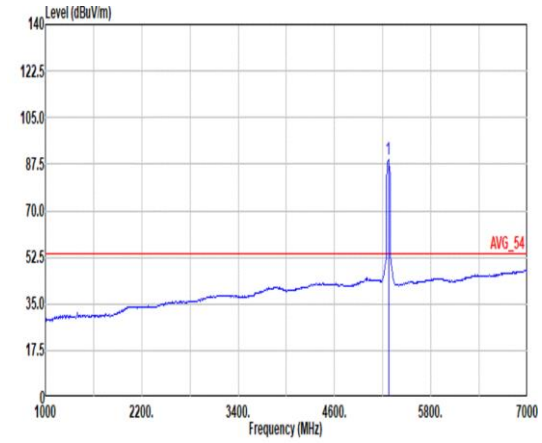 Site : 03CH11-HY Condition: AVG_54 3m 9120D_01620_240828 HORIZONTAL : RBW:1000.000kHz VBW:1.100kHz SWT:Auto Freq Level Limit Line Margin Read Level Ant Factor Cable Loss Preamp Factor Aux Factor APos TPos Remark MHz dBuV/m dBuV/m dB dBuV dB/m dB dB dB cm deg 1 5270.00 89.45 ------ ------ 78.89 32.96 10.46 32.86 0.00 200 342 AVERAGE